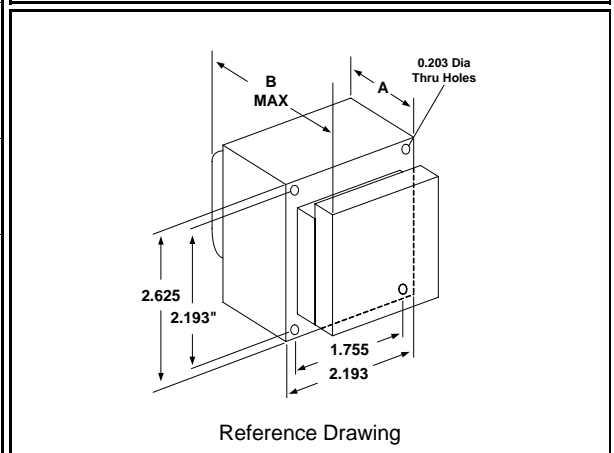
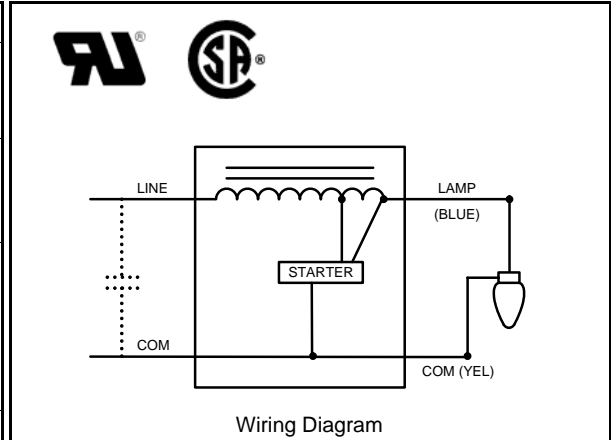


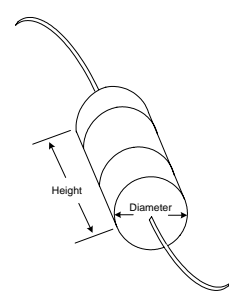
Specification Sheet

| | | | | | |
|-------------------------------------|-------------|-------------|--|--|--|
| Input Volts | 120 | 120 | | | |
| Regulation | | | | | |
| Line Volts | ±5% | ±5% | | | |
| Lamp Watts | ±10% | ±10% | | | |
| Power Factor (min) | 90% | - | | | |
| Input Watts | 43 W | 43 W | | | |
| NOM. Open Circuit Voltage | 120 V | 120 V | | | |
| Line Current (Amps) | | | | | |
| Operating | 0.40 | 0.85 | | | |
| Open Circuit | 0.65 | - | | | |
| Starting | 0.65 | 1.15 | | | |
| Recommended Fuse (Amps) | 2 | 3 | | | |
| Lamp Dropout Voltage (Line) | 90 V | 90 V | | | |
| UL Temperature Ratings | | | | | |
| Insulation Class | H (180°C) | H (180°C) | | | |
| Temperature Code | A | A | | | |
| MIN. Starting Temperature | -40°F -40°C | -40°F -40°C | | | |
| CAPACITOR Specifications | | | | | |
| Microfarads | 14 uf | - | | | |
| Volts (min.) | 120 V | - | | | |
| 60Hz Test Procedures | | | | | |
| High Potential Test 1 Minute | 2000 V | 2000 V | | | |
| High Potential Test 1 Second | 2500 V | 2500 V | | | |
| Secondary Open Ckt Voltage (V) | 108 - 132 | 108 - 132 | | | |
| Secondary Current Shorted (A) | 1.00 - 1.30 | 1.00 - 1.30 | | | |
| Input Operating Current (A) | 0.35 - 0.45 | 0.70 - 0.95 | | | |
| Input Open Circuit Current (A) | 0.55 - 0.75 | - - - | | | |
| Input Short Circuit Current (A) | 0.45 - 0.70 | 1.00 - 1.30 | | | |
| Core and Coil Specifications | | | | | |
| Dimension A | .63 in | .63 in | | | |
| Dimension B | 2.00 in | 2.00 in | | | |
| Weight | 1.50 lbs | 1.50 lbs | | | |
| Lead Lengths (inches) | 12-14 | 12-14 | | | |
| Coil Material (Pri. / Sec.): | Cu | Cu | | | |



Capacitor: 005-1884-RMF **Ignitor: Internal**

Max Case Temp: 100 °C
Height: 2.25 in BTL: 3 ft
Width / Diameter: 1.87 in



Ignitor is an integral part of the ballast assembly

Oil Cap. - P/N R17058520 Consult Catalog for Specs.

Document #: 010-12619-01
Date: 11/17/2008
Status: Production
Replaces Catalog #: New Design

Data is based upon tests performed by Universal Lighting Technologies in a controlled environment and is representative of relative performance. Actual performance may vary depending on operating conditions. Specifications are subject to change without notice.