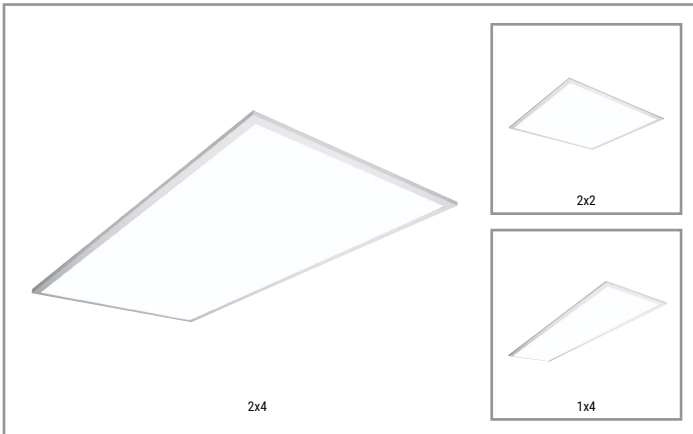


Project		Catalog #		Type	
Prepared by		Notes		Date	



Metalux

FP

2x4 / 2x2 / 1x4 Edge Lit Panel
Recessed / Suspended / Surface

Typical Applications

• Commercial Office • Schools • Healthcare • Retail

Interactive Menu

- Order Information [page 2](#)
- Photometric Data [page 5](#)
- Product Warranty

Features

- 2" height ideal for shallow plenums
- Low wattage to high lumen output available
- High efficacy to 135 LPW
- Multiple stock SKUs
- Large j-box with multiple KOs to facilitate installation

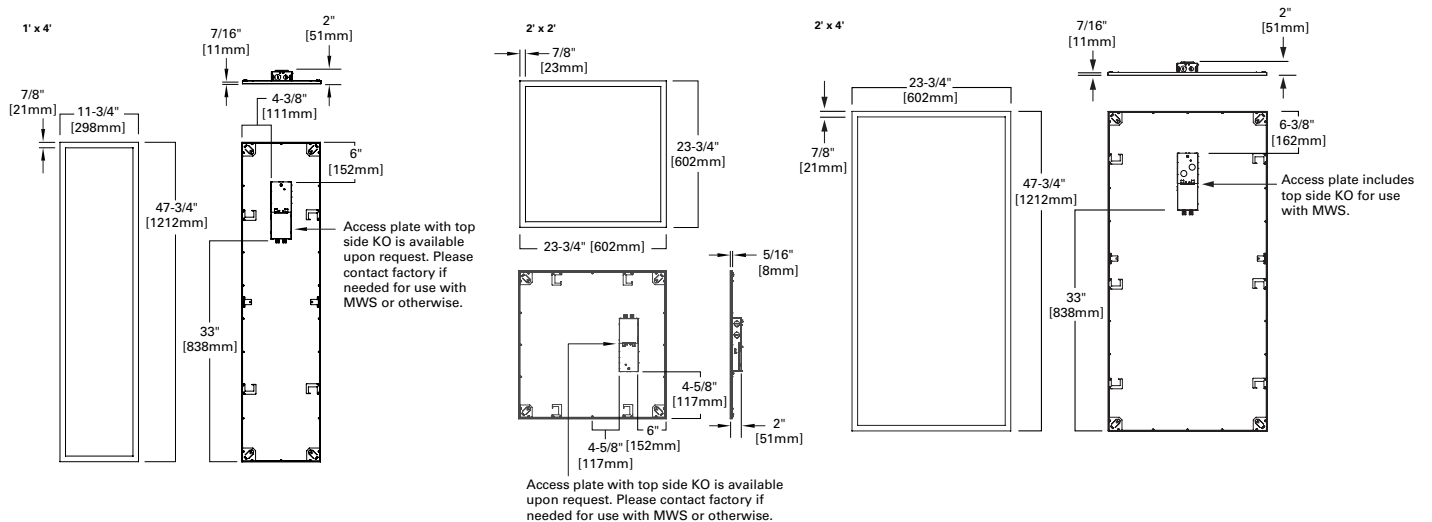
Product Certification



Product Features



Dimensional and Mounting Details



Ordering Information/Performance

UNV (120-277)

	Catalog	UPC	CCT	CRI (Min)	Delivered Nominal Lumens	Watts	Efficacy (lm/W)	Input Current (A)		
								120V	277V	
1x4	14FP4235C	080083833467	3500K	80	4259	38.3	111	0.32	0.14	
	14FP4240C	080083833481	4000K	80	4226	38.3	110			
	14FP4250C	080083833504	5000K	80	4320	38.3	113			
		14FP3830C9	080083833764	3000K	90	3648	38.9	94	0.34	0.15
		14FP3035HE	080083823765	3500K	80	3159	24.5	129	0.21	0.09
		14FP3040HE	080083823789	4000K	80	3176	24.5	130		
		14FP2630C	080083823666	3000K	80	2744	24.8	111		
		14FP2635C	080083823680	3500K	80	2936	25.5	115		
		14FP2640C	080083823703	4000K	80	3017	25.5	118	0.22	
2x2	22FP4235C	080083833580	3500K	80	4330	38.3	112	0.32	0.14	
	22FP4240C	080083833603	4000K	80	4465	38.3	117			
		22FP4250C	080083833627	5000K	80	4572	41.4	120	0.35	0.15
		22FP3235C	080083833528	3500K	80	3307	29.2	115	0.24	0.11
		22FP3240C	080083833542	4000K	80	3333	29.2	114		
		22FP3250C	080083833566	5000K	80	3331	30	111	0.25	
		22FP3830C9	080083833801	3000K	90	3654	39.1	93	0.34	0.15
		22FP2830C9	080083833788	3000K	90	2734	29.5	93	0.26	0.11
		22FP2535HE	080083824090	3500K	80	2610	20.1	130	0.17	0.07
		22FP2540HE	080083824113	4000K	80	2551	19.6	130		
		22FP2130C	080083823994	3000K	80	2318	20.7	112	0.18	0.08
		22FP2135C	080083824014	3500K	80	2205	20.7	107		
	22FP2140C	080083824038	4000K	80	2494	20.7	121			
2x4	24FP4735C	080083833641	3500K	80	4591	41.4	111	0.35	0.15	
	24FP4740C	080083833665	4000K	80	4556	41.4	110			
	24FP4750C	080083833689	5000K	80	4433	41.4	107			
		24FP6435C	080083833702	3500K	80	6091	60.3	101	0.5	0.22
		24FP6440C	080083833726	4000K	80	6506	62.2	105		
		24FP6450C	080083833740	5000K	80	6164	61.5	100		
		24FP3830C9	080083833825	3000K	90	3886	40.3	96	0.36	0.15
		24FP5830C9	080083833849	3000K	90	5282	58.2	91	0.51	0.22
		24FP3835HE	080083858927	3500K	80	3849	28.5	135	0.24	0.11
		24FP3840HE	080083858941	4000K	80	3780	28.9	131	0.25	0.11
		24FP3130C	080083858866	3000K	80	3328	28.6	116	0.24	
		24FP3135C	080083858880	3500K	80	3553	29.3	121	0.25	
		24FP3140C	080083858903	4000K	80	3608	29.4	123		

347V

	Catalog	UPC	CCT	CRI (Min)	Delivered Nominal Lumens	Watts	Efficacy (lm/W)	Input Current (A)	
1x4	14FP4235C-347V ⁽³⁾	080083885466	3500K	80	4259	37.2	115	0.11	
	14FP4240C-347V ⁽³⁾	080083876709	4000K	80	4226	37.2	114		
	14FP4250C-347V ⁽³⁾	080083885541	5000K	80	4320	37.2	116		
2x2	22FP4235C-347V ⁽³⁾	080083885480	3500K	80	4330	37.3	116	0.11	
	22FP4240C-347V ⁽³⁾	080083876723	4000K	80	4465	37.3	120		
	22FP4250C-347V ⁽³⁾	080083885565	5000K	80	4572	37.3	123		
2x4	24FP4735C-347V ⁽³⁾	080083885503	3500K	80	4712	40.2	117	0.11	
	24FP4740C-347V ⁽³⁾	080083876747	4000K	80	4685	40.2	117		
	24FP4750C-347V ⁽³⁾	080083885589	5000K	80	4659	40.2	116		
	24FP6435C-347V ⁽³⁾	080083885527	3500K	80	6402	58	110	0.11	
	24FP6440C-347V ⁽³⁾	080083876969	4000K	80	6838	58	118		
	24FP6450C-347V ⁽³⁾	080083885602	5000K	80	6479	58	112		

Notes: (3) Stocked at Canada DC.

Options

Catalog	Description	Example	Notes
EL7W ⁽¹⁾	7W EM Pack, Installed	14FP4240C-EL7W	Remote Indicator/Test Switch
EL10W ⁽¹⁾	10W EM Pack, Installed	22FP2635C-EL10W	Remote Indicator/Test Switch
EL14W ⁽¹⁾	14W EM Pack, Installed	24FP2635C-EL14W	Remote Indicator/Test Switch
A3/8-4/18GDIM	6' Length, 3/8" Cable, 2 Wire, 2 Dimming Leads, Ground	14FP3040HE-A3/8-4/18GDIM	
A3/8-5/18GDIM	6' Length, 3/8" Cable, 3 Wire, 2 Dimming Leads, Ground	22FP4235C-A3/8-5/18GDIM	
EL7W-A3/8-5/18GDIM	7W EM Pack, Installed, and 6' Flex, 3/8" Cable, 3 Wire, 2 Dimming Leads, Ground	22FP3250C-EL14W-A3/8-5/18GDIM 24FP6450C-EL7W-A3/8-4/18GDIM	EL7W and EL14W can be used with any of the optional flex. EM pack is always specified before (to the left of) the flex, in the catalog number.
ATW-SW4	Chicago Rated	ATW-SW4-24FP4740C	May not be used with EL7W, EL14W, or flex. ATW-SW4 provides IP5X rating from above the fixture also, accomplished with gasket on the j-box.

Notes: (1) Factory installed with remote test switch/indicator/laser test. For approximate delivered lumens multiply the lumens per watt of the desired fixture by the wattage of the emergency battery pack (100 lm/W x 7=700 lumens). IES-format photometry for luminaire under emergency operation available. Battery option increases total height by 1 inch.

Load Data (Stock Product)

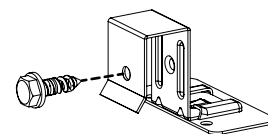
	1' x 4'	2' x 2'	2' x 4'
Thd	11%	14%	13%
Power Factor	0.96	0.96	0.96
Weight	9.8 lbs	9.4 lbs	18.5 lbs
Low Temp. Start	-20°C		

Shipping Data

Fixture Size	Pallet Size	Units per Pallet
1' x 4'	53" x 49"	48
2' x 2'		42
2' x 4'		21

Ceiling Retention

Catalog	UPC
FPEQ	080083802685
Required by some local codes. Order one set for each fixture (Four clips per kit)	



Product Specifications

Construction

- Narrow aluminum bezel is tightly held to code gauge steel back plate
- Seamless corners to maximize the light emitting surface with a refined finish

Mounting

- Integral grid locking clips and separate suspension clips provided for installation flexibility when additional retention is required
- Junction box constructed of code gauge galvanized steel with and easy access hinged door
- Multiple Trade size KO provided and JBox is suitable for up to 12AWG wiring
- Stock luminaire is less than 2" for use in shallow plenum or low ceiling spaces
- Surface mounting available with surface mount kits
- Suspension mounting only with use of both surface mounting kits and suspension mounting kits
- Factory installed flexible cable with dimming leads options available

Warranty

- Five year warranty.

Controls

- Standard UNV 120 - 277V driver with 0-10V dimming to 10% standard
- Compatible with field installed wireless controls available for Wavelinx

Electrical

- Standard and High Efficacy models available
- LED's available in 3000K, 3500K, 4000K, and 5000K with a minimum of 80 CRI
- 90 CRI available with 3000K
- Projected lumen maintenance based on TM21 testing standards is L73 > 60,000 hours

Optical Shielding

- Light guide with specialized features to optimize light extraction
- White frost lens with smooth pattern for uniform illumination
- Scratch and impact resistant

Regress Frame

- Factory installed option available for ship complete, single unit to speed install. See fixture ordering logic
- Fits CGTS, CGT, FPS, and FP. Consult factory for additional luminaire choices
- Extruded aluminum frame with miter corners at 2" nominal height
- Regress kit does not alter design or construction of luminaire
- Accessory kit also available

Compliance

- Indoor luminaires are cULus listed for 25C ambient environments
- IC rated for direct insulation contact
- RoHS compliant
- Damp location listed
- IESNA LM-79 and LM-80 standards compliant
- DesignLights Consortium® Qualified and classified for DLC Standard, refer to www.designlights.org for details.
- Can be used for State of California Title 24 high efficacy luminaire
- Meets IP5X rating from the room side with no modification needed
- ATW-SW4 option is available for CCEA (Chicago Plenum) compliance
- Fixture is rated for NSF/ANSI standard 2 - Light fixture for Splash Zone and Non-Food Zone

Emergency Options

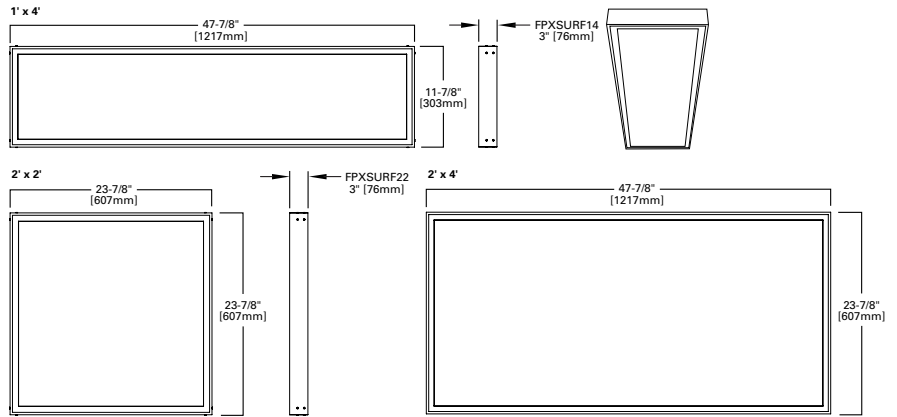
- 120V-277V integral emergency battery pack comes in 7-watts, 10-watt, or 14-watts
- Constant power to the LED system for controlled, predictable discharge
- Integrated test switch/indicator light visible from floor
- Min. 90-minute backup period for code compliance
- Test switch is remote mounted and should be visible from the floor

Accessories/Ordering Information

Surface Mount Kit

Catalog	UPC
FPSURF14 (3)	080083802708
FPSURF22 (3)	080083802722
FPSURF24 (3)	080083802746
FPXSURF14 (1), (2)	080083867424
FPXSURF22 (1), (2)	080083867387
FPXSURF24 (1), (2)	080083867400

Notes: (1) Surface mount kit is deep enough to fit all available options. (2) Recommend specifying from availability perspective; and it can be used with all FP product options. (3) Surface mount kit may not be used with EL7W or EL14W options.



Regress Frame Ordering Information

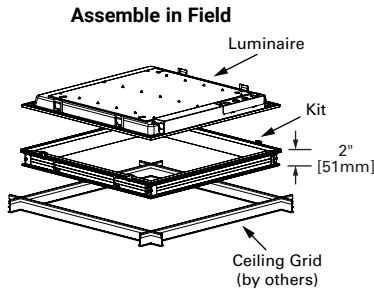
Field Assembly Kit

Regress Mount Kit

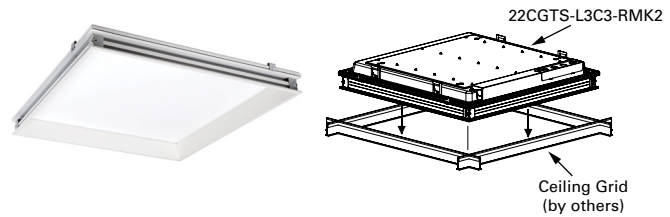
Catalog No.	Description	UPC	Size
RMK2-14-W	1x4 Regress Mount Kit	080083288021	1x4
RMK2-22-W	2x2 Regress Mount Kit	080083287185	2x2
RMK2-24-W	2x4 Regress Mount Kit	080083288007	2x4

Factory Installed with Luminaire

Catalog	Description	Example	Notes
-RMK2	1x4, 2x2 or 2x4 assembled together with luminaire. Ships as one unit – Regress frame and Fixture	24FP4735C-RMK2	Fits CGTS, CGT, FPS, FP



Ships Complete - Ready to Install



Accessories

Surface Mount Kit

Catalog No.	Description	UPC	A	B
CGTSURF24	2x4 CGT Surface Mount Kit	080083083107	24-5/8" [625mm]	48-5/8" [1235mm]
CGTSURF22	2x2 CGT Surface Mount Kit	080083083121	24-5/8" [625mm]	24-5/8" [625mm]
CGTSURF14	1x4 CGT Surface Mount Kit	080083083145	12-5/8" [321mm]	48-5/8" [1235mm]

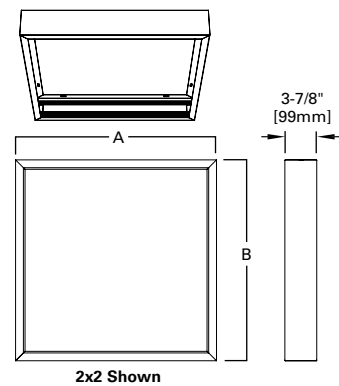
Note: Cannot be used with EL7W or EL14W options.

Suspension Kit

Catalog	UPC	Description
FPSUS24-B	080083876686	Y-hanger suspension kit, sleeved cable with carabiner, SO cord, connectors and round 4" J-box cover plate
FPSUS24	080083258895	Y-hanger suspension cable kit with carabiner, SO cord, connectors and round 4" J-box cover plate

Mounting height from ceiling
Min. = 7-1/4" [184mm]
Max. = 27" [286mm]

Surface Mount Kit Dimensions

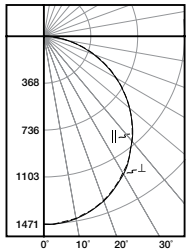


Drywall Frame Kit

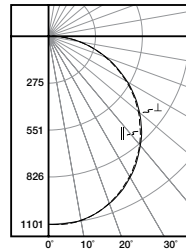
Catalog No.	Description	UPC
DF-24W-U	2x4 dry wall frame kit	0662401232970
DF-22W-U	2x2 dry wall frame kit	0662401232963
DF-14W-U	1x4 dry wall frame kit	0662401232949

Photometric Data

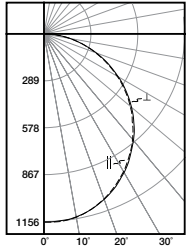
 [View IES files](#)



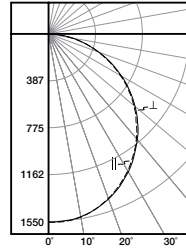
14FP4240C
 Electronic Driver
 Linear LED 4000K
 Spacing criterion: (II) 1.25 x mounting height,
 (⊥) 1.26 x mounting height
 Lumens: 4226
 Input Watts: 38.3W
 Efficacy: 110.3 LPW
 Test Report: 14FP4240C.IES



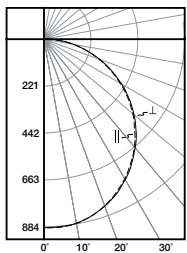
14FP3040HE
 Electronic Driver
 Linear LED 4000K
 Spacing criterion: (II) 1.25 x mounting height,
 (⊥) 1.26 x mounting height
 Lumens: 3176
 Input Watts: 24.5W
 Efficacy: 129.6 LPW
 Test Report: 14FP3040HE.IES



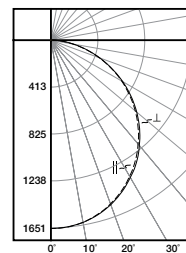
22FP3240C
 Electronic Driver
 Linear LED 4000K
 Spacing criterion: (II) 1.25 x mounting height,
 (⊥) 1.26 x mounting height
 Lumens: 3333
 Input Watts: 29.2W
 Efficacy: 114.1 LPW
 Test Report: 22FP3240C.IES



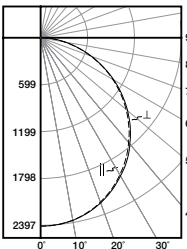
22FP4240C
 Electronic Driver
 Linear LED 4000K
 Spacing criterion: (II) 1.25 x mounting height,
 (⊥) 1.26 x mounting height
 Lumens: 4465
 Input Watts: 38.3W
 Efficacy: 116.6 LPW
 Test Report: 22FP4240C.IES



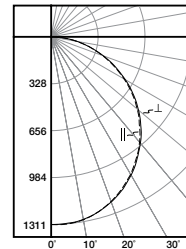
22FP2540HE
 Electronic Driver
 Linear LED 4000K
 Spacing criterion: (II) 1.25 x mounting height,
 (⊥) 1.26 x mounting height
 Lumens: 2551
 Input Watts: 19.6W
 Efficacy: 130.2 LPW
 Test Report: 22FP2540HE.IES



24FP4735C
 Electronic Driver
 Linear LED 3500K
 Spacing criterion: (II) 1.24 x mounting height,
 (⊥) 1.25 x mounting height
 Lumens: 4591
 Input Watts: 41.4W
 Efficacy: 111 LPW
 Test Report: 24FP4735C.IES



24FP6440C
 Electronic Driver
 Linear LED 4000K
 Spacing criterion: (II) 1.24 x mounting height,
 (⊥) 1.25 x mounting height
 Lumens: 6506
 Input Watts: 62.2W
 Efficacy: 105 LPW
 Test Report: 24FP6440C.IES



24FP3840HE
 Electronic Driver
 Linear LED 4000K
 Spacing criterion: (II) 1.25 x mounting height,
 (⊥) 1.26 x mounting height
 Lumens: 3780
 Input Watts: 28.9W
 Efficacy: 130.8 LPW
 Test Report: 24FP3840HE.IES