


Project Name:	Type:
Part Number:	Date:

3N1 7" SURFACE MOUNT

SPECIFICATION FEATURES

- **Mechanical** - Die cast aluminum heat sink. Polycarbonate trim. Smooth diffuse polycarbonate lens. Galvanized steel bracket mounts to industry standard 4" junction boxes from below the ceiling.
- **Electrical** - Universal 120-277V or 120V only, 50/60 Hz drivers available. Universal voltage, 0-10V drivers are dimmable to 5%. 120V drivers are dimmable to 10% using TRIAC or ELV dimmers.
- **Optical** - Edge lighting technology featuring a PMMA light guide plate and smooth polycarbonate lens ensures an even light emitting surface. 110° beam angle. Using SelectKelvin technology, field select color temperature between 3000K/3500K/4000K with a minimum of 90 CRI.
- **Thermal** - Die cast heat sink maximizes passive thermal management and achieves a L70 rated lifetime of 50,000 hours. Ambient temperature rated from -22°F to 95°F (-30°C to 35°C).
- **Compliance and Warranty** - ETL Classified and Listed for wet locations. Certified air-tight per ASTM 283-04. IC Rated for direct contact with insulation. Complies with FCC 47CFR Part 15B consumer limits for EMI/RFI emissions. Compliant with NFPA® 70, NEC® Section 410.16 (A)(3) and 410.16 (C)(5). 5 year parts warranty for complete fixture.



042824



BENEFITS

- Installs almost anywhere with Air-Tight, IC and Wet Location ratings
- Three mounting options, with J-box, recessed housing or direct ceiling
- Field selectable CCT
- 0-10V or 120V dimmable

APPLICATIONS

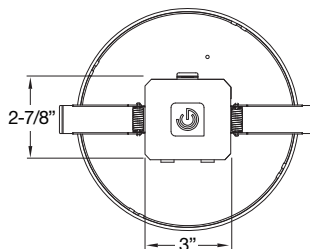
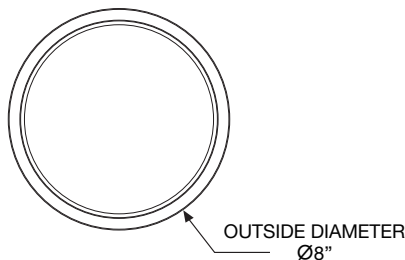
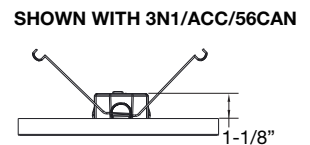
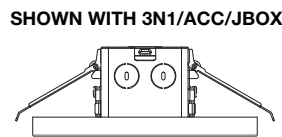
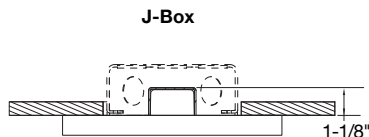
- Commercial – Offices, Common Areas, Vestibules, Storage Closets
- Residential – Bathrooms, Laundry Rooms, Kitchens, Closets, Garages
- Hospitality – Hallways, Bathrooms, Bedrooms, Storage Rooms

ORDERING INFORMATION

Series	Size	CRI	CCT	Dimming
<input checked="" type="checkbox"/> 3N1 3 N 1	<input checked="" type="checkbox"/> 7 7" 1000lm	<input checked="" type="checkbox"/> 90 CRI 90	<input checked="" type="checkbox"/> CCTS Selectable CCT 3000/3500/4000K	<input type="checkbox"/> DIM120V 120V Forward and Reverse Phase Dimming <input type="checkbox"/> DIM010UNV Universal 120-277V, 0-10V dimming

Note: Factory setting at 3500K CCT.

LINE DRAWINGS

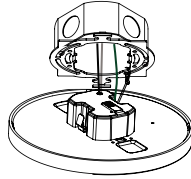


Ceiling Cutout	
Minimum	Maximum
Ø 4-3/8"	Ø 6-1/2"

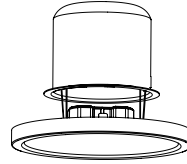
3N1 7" SURFACE MOUNT

INSTALLATION METHODS


Junction Box Mount



5/6" Recessed Housing



Direct Ceiling Mount

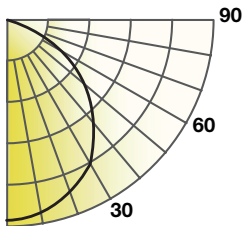


TECHNICAL INFORMATION

Dimming	Input Voltage	Input Frequency	Input Current	Input Power	THD Power	Power Factor
DIM120V	120V	50 / 60Hz	0.101A max	14W	<20%	>0.9
DIM010VUNV	120V	50 / 60Hz	0.115A max	14W	<20%	>0.9
	277V		0.055A max			

PHOTOMETRY

3N1/7/90/CCTS/DIM120V (3500K Selected)



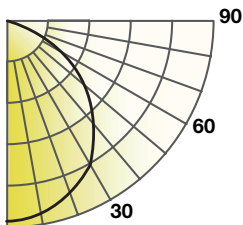
Lumens: 1,143 lm
 CBCP: 349 cd
 Power: 13.6 W
 Efficacy: 84 lm/W
 CRI: 90+
 Spacing Criteria: 1.27
 Beam Angle: 114°

Candlepower Distribution	
Angle (°)	Average (cd)
10	388
20	369
30	339
40	296
50	240
60	176
70	110
80	46
90	0

Initial Footcandles		
Height (ft)	Fc	Diameter (ft)
8	9	24.8
10	6	31.0
12	4	37.2
14	3	43.4
16	2	49.6

Zonal Lumen Summary		
Zone	Lumens	%Fixture
0-30	308	27%
0-40	507	45%
0-60	900	79%
0-90	1,143	100%

3N1/7/90/CCTS//DIM010UNV (3500K Selected)



Lumens: 1,021 lm
 CBCP: 349 cd
 Power: 12.8 W
 Efficacy: 80 lm/W
 CRI: 90+
 Spacing Criteria: 1.29
 Beam Angle: 114°

Candlepower Distribution	
Angle (°)	Average (cd)
10	349
20	238
30	302
40	263
50	215
60	157
70	98
80	41
90	0

Initial Footcandles		
Height (ft)	Fc	Diameter (ft)
8	8	24.3
10	5	30.3
12	4	36.4
14	3	42.5
16	2	48.5

Zonal Lumen Summary		
Zone	Lumens	%Fixture
0-30	274	27%
0-40	452	45%
0-60	167	79%
0-90	1,021	100%



3N1 7" SURFACE MOUNT

NOMINAL PERFORMANCE						
	3N1/7/90/CCTS/DIMxxxx					
CCT	3000K		3500K		4000K	
Dimming	120V Dimming	0-10V	120V Dimming	0-10V	120V Dimming	0-10V
Output	13.7W	13.3W	13.6W	12.8W	13.9W	12.9W
Lumens	1,081	966	1,143	1,021	1,149	1,033
LPW	79	73	84	80	82	80

ACCESSORY ORDERING INFORMATION

Product	Model	Description	Pictures	Dimensions
35472	3N1/TRM/7/BL	7" 3N1 - Black Trim		
35473	3N1/TRM/7/BZ	7" 3N1 - Bronze Trim (Not for use outdoor)		
35474	3N1/TRM/7/BN	7" 3N1 - Brushed Nickel Trim (Not for use outdoor)		
35479	3N1/ACC/56CAN	5-6" Can Installation Accessories		
35480	3N1/ACC/JBOX	Direct Mount Accessory J-Box ¹		
37934	8EMINVERTER	California Title 20 Compliant 8W Emergency LED Inverter (Field Installation) Not compatible with 120V dimming models		
37935	21EMINVERTER	California Title 20 Compliant 21W Emergency LED Inverter (Field Installation)		
98003	23EMDRIVER	California Title 20 Compliant 23W Emergency LED Driver (Field Installation)		

ORDERING GUIDE

Product	Model
35463	3N1/7/90/CCTS/DIM120V
35467	3N1/7/90/CCTS/DIM010UNV

Note: All rights reserved. All sizes and specifications are subject to change at any time without notice.