



# LED Wallpack Retrofits

## 40WP/LED/850/LS EX39 G3 BB 3/1

Philips LED HID replacement lamps are perfect LED replacement for a variety of outdoor applications. High intensity illumination, which means you get added visibility for applications like streets, public areas, and much more for a fraction of the energy used by conventional HID.

### Product data

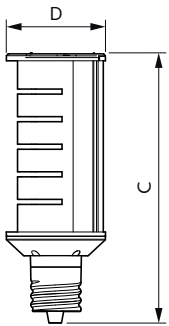
General information		Lamp Current (Nom)	
Base	EX39 [ Exclusionary Mogul Screw]		444 mA
EU RoHS compliant	Yes	Wattage Equivalent	175 W
Nominal Lifetime (Nom)	50000 h	Starting Time (Nom)	1 s
Switching Cycle	50000	Warm Up Time to 60% Light (Nom)	1 s
Tier	CorePro	UL Type	Type B - bypass the ballast
		Power Factor (Nom)	0.9
		Voltage (Nom)	100-277 V
Light technical		Temperature	
Color Code	850 [ CCT of 5000K]	T-Ambient (Max)	113 °F
Initial lumen (Nom)	6000 lm	T-Ambient (Min)	-4 °F
Color Designation	Daylight	T-Case Maximum (Nom)	149 °F
Correlated Color Temperature (Nom)	5000 K		
Luminous Efficacy (rated) (Nom)	150.00 lm/W	Controls and dimming	
Color Consistency	ANSI 5000K quadrangle	Dimmable	Preset Dimming
Color Rendering Index (Nom)	80		
LLMF At End Of Nominal Lifetime (Nom)	70 %	Mechanical and housing	
		Bulb Finish	Clear
		Bulb Material	Plastic
Operating and electrical			
Input Frequency	50 to 60 Hz		
Power (Rated) (Nom)	40 W		

# LED Wallpack Retrofits

Bulb Shape	Wall Pack
<b>Application conditions</b>	
Ambient temperature range	-20 °C to 45 °C
<b>Product data</b>	
Order product name	40WP/LED/850/LS EX39 G3 BB 3/1
EAN/UPC - Product	046677564278

Order code	564278
Numerator - Quantity Per Pack	1
Numerator - Packs per outer box	3
Material Nr. (12NC)	929003000204
Net Weight (Piece)	1.687 lb

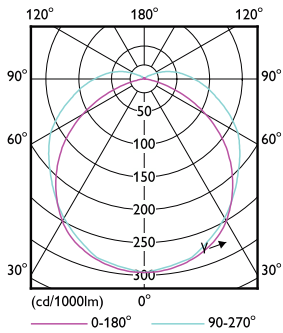
## Dimensional drawing



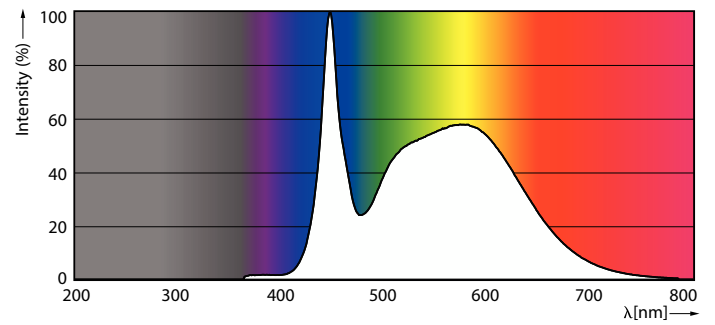
40WP/LED/850/LS EX39 G3 BB 3/1

Product	D	C
40WP/LED/850/LS EX39 G3 BB 3/1	3-5/8 in	8-1/2 in


## Photometric data



LEDTForce LS EX39 40W WallPack EX39-LDD



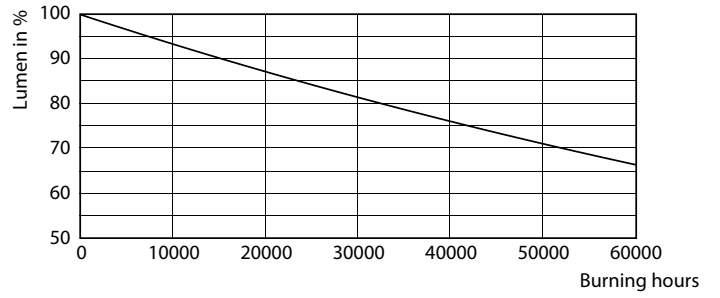
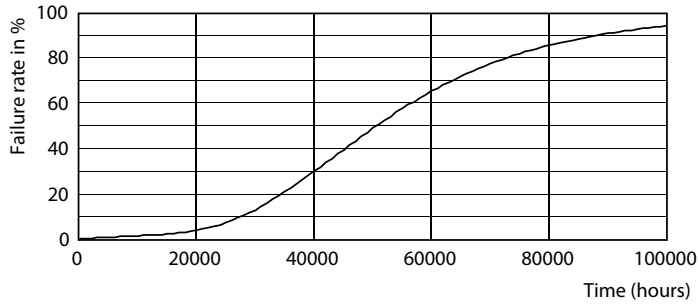
LEDTForce LS EX39 40W WallPack EX39 850-POC



LEDTForce LS EX39 40W WallPack EX39 850-GUL

# LED Wallpack Retrofits

## Lifetime



Life Expectancy Diagram

Lumen Maintenance Diagram

