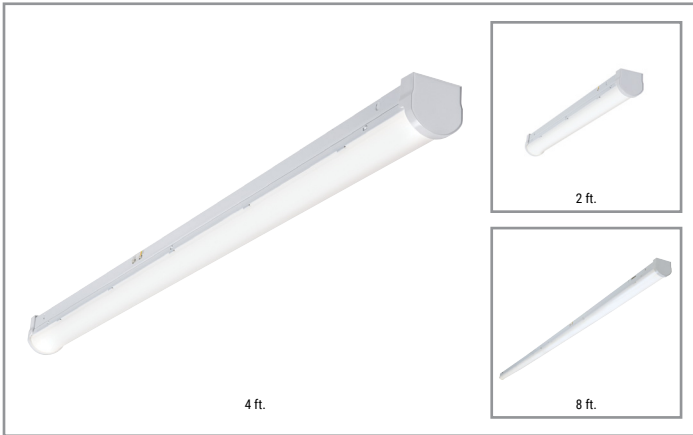


Project		Catalog #		Type	
Prepared by		Notes		Date	



Metalux

SLSTP Lensed LED

Selectable CCT and Lumen LED Striplight

Typical Applications

Commercial • Industrial • Retail • Residential

Interactive Menu

- Order Information [page 2](#)
- Photometric Data [page 4](#)
- Sensor Coverage [page 5](#)
- Product Warranty

Product Certification



Product Features

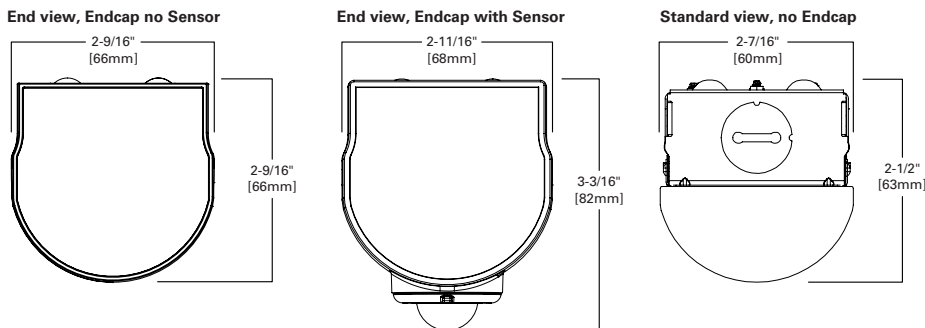


Top Product Features

- External selectable switches provide easy, in field customization
- (3) color temperature and lumen select option provide application versatility
- Single frost lens (no breaks) provides clean, continuous lighting layout
- Up to 143 LPW and DLC compliant to enable rebates and energy savings
- Available in 8ft, 4ft and 2ft lengths, single and continuous mount capable
- UNV and 347V driver with 0-10V dimming, 10% standard
- Jbox cover, decorative endcap included to complete install.



Dimensional and Mounting Details



J-box Cover and Endcap included



Cover for junction box is shipped standard with fixture, along with hardware to secure cover to J-box.

[additional product diagrams](#)

Order Information and Performance Data

Default CCT/Lumen Setting: 4000K / Med Power

Catalog #	UPC	Length	CCT (K)	Delivered Lumens	Watts	Efficacy (lm/W)	Dimming	Input Current (A)		
								120V	277V	347V
2SLSTPSC-UNV	080083174409	2	3500	2445	22	113	0-10V Dim to 10%	0.18	0.08	-
			4000	2585	21	123		0.17	0.08	
			5000	2470	21	115		0.18	0.08	
4SLSTPSC-UNV	080083174416	4	3500	2416	18	133	0-10V Dim to 10%	0.15	0.07	-
			4000	2418	18	137		0.15	0.06	
			5000	2383	18	134		0.15	0.06	
			3500	3534	31	115		-	0.26	0.11
			4000	3627	30	122			0.25	0.11
			5000	3523	30	116			0.25	0.11
			3500	5802	48	121		-	0.40	0.17
			4000	6045	46	130			0.39	0.17
			5000	5784	48	121			0.40	0.17
8SLSTPSC-UNV	080083174423	8	3500	4215	34	125	0-10V Dim to 10%	0.28	0.12	-
			4000	4321	33	130		0.28	0.12	
			5000	4288	34	127		0.28	0.12	
			3500	7782	64	121		-	0.54	0.23
			4000	8141	63	130			0.52	0.23
			5000	7901	64	123			0.54	0.23
			3500	10456	88	118		-	0.74	0.32
			4000	11119	85	130			0.71	0.31
			5000	10456	89	118			0.74	0.32
2SLSTPSC-347	080083249442	2	3500	2489	22	114	0-10V Dim to 10%	-	-	0.06
			4000	2631	21	125		-	-	0.06
			5000	2538	22	117		-	-	0.06
4SLSTPSC-347	080083249466	4	3500	2339	18	127	0-10V Dim to 10%	-	-	0.05
			4000	2446	18	134		-	-	0.05
			5000	2386	18	130		-	-	0.05
			3500	3479	31	113		-	-	0.09
			4000	3669	30	121		-	-	0.09
			5000	3550	31	115		-	-	0.09
			3500	5736	47	122		-	-	0.14
			4000	6115	46	133		-	-	0.13
			5000	5852	47	124		-	-	0.14
8SLSTPSC-347	080083249480	8	3500	4419	33	136	0-10V Dim to 10%	-	-	0.09
			4000	4556	32	143		-	-	0.09
			5000	4521	32	140		-	-	0.09
			3500	7937	64	124		-	-	0.18
			4000	8325	62	134		-	-	0.18
			5000	8254	65	127		-	-	0.19
			3500	10622	87	123		-	-	0.25
			4000	11202	84	134		-	-	0.24
			5000	10692	86	124		-	-	0.25

Energy Data - 120V

	2'	4'	8'
PF	0.99	0.99	0.99
THD%	< 8.5	< 9.9	< 8.1
Low Temp Start	-20°C	-20°C	-20°C

Shipping Data

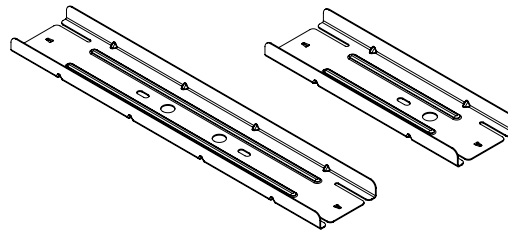
Catalog Base	Wt. (lbs)	Unit per Pallet	Case Pack Qty.
2SLSTP	2.5	180	6
4SLSTP	4.5	120	4
8SLSTP	8	100	2

Factory Installed Mod Shop Option

Catalog	Emergency Battery Installed ^{(2), (4)}
4SLSTP* - ___	BSL6 = Bodine 6W Emergency
8SLSTP* - ___	BSL10 = Bodine 10W Emergency

Example: 4SLSTPSLC-UNV-BSL10

ROW ALIGNER 8' - 8' ROW ALIGNER 8' - 4'



Accessories

Mounting

AYC-Chain/Set=36" Hanging Chain Set w/V Hooks

Y-TOGGLE-10-2PK=(2) Y-Toggle Cable Kits at 10FT long ⁽³⁾

SCF-12-B=12" Fixed Stem Set (specify if another length is needed) ⁽¹⁾

Emergency and Sensor

EBPLED7W=User Installed, Remote Mount, 7 Watt LED Emergency Battery Pack

EBPLED14W=User Installed, Remote Mount, 14 Watt LED Emergency Battery Pack

SLSTP MS00 Kit=Field installable sensor kit, PIR Sensor 100% 50% OFF ⁽⁵⁾

SLSTP MS25 Kit=Field installable sensor kit, PIR Sensor 100% 50% Low (~30%) ⁽⁵⁾

Wireguard, Row-mount and Lens

WG-SLSTP-4=Wireguard 46.3", nominal 4FT

WG-SLSTP-2=Wireguard 23", nominal 2FT

SLSTPROW88=8ft to 8ft continuous row bracket

SLSTPROW842=8ft to 4ft or 2ft continuous row bracket

2SLSTPLNS=2 ft. Replacement Lens

8SLSTPLNS=8 ft. Replacement Lens

Notes: (1) For stem, order two per fixture.

(2) For approximate delivered lumens multiply the lumens per watt of the desired fixture by the wattage of the emergency battery pack (100 lm/W x 7=700 lumens).

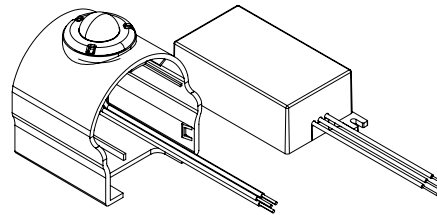
(3) Continuous row mount only between fixtures.

(4) EBP not available at 347V.

(5) Sensor info and coverage on page 5.

Catalog	Unit UPC	Unit Carton Qty	Case Qty
SLSTPROW88	080083815654	1	50
SLSTPROW842	080083815661	1	100

SLSTP MOTION SENSOR KIT - See page 5 for sensor info and coverage area



Catalog	Unit UPC	Unit Carton Qty	Case Qty
SLSTP MS00 Kit	080083254200	1	50
SLSTP MS25 Kit	080083254224	1	100

Product Specifications

Construction

- Fixture channel, cover and end plates are formed from cold rolled steel
- Decorative end caps snap-on for an improved aesthetic finish
- Suitable for either single or continuous row applications

Electrical

- Long-Life LED system with an energy-efficient electronic driver comes in UNV (120-277V) or 120/347V versions
- Available with 0-10V dimming
- CCT Selectable option for maximum color flexibility: choose from 3500K, 4000K or 5000K
- LED and Light Engine
 - Lumen select switch provides three lumen package choices (Low, Medium and High)
 - L70 at >50,000 hours (TM-21), over 23 years at 6 hrs/day
 - CRI 83 or better
- Default CCT/Lumen setting is 4000K and Med Power

Controls

- Maximize energy savings - combine with products like occupancy sensors, daylighting controls, and lighting relay panels
- Standard 0-10V continuous dimming driver works with any standard 0-10V control/dimmer
- Dimming range is 10% to 100% and varies by control device
- Purple and grey (pink) low voltage dimming leads required from 0-10V dimmer switch to fixture
- PIR occupancy sensors enables code compliance. Refer to accessory kit and page 5 for setting levels.
- Sensor kit can be field installed. Add up to (20) 4ft or (10) 8ft fixtures per single sensor kit. Kit is end mount only.

Finish

- Post painted with high reflective paint – standard, for ease of handling

Shielding

- Frost, polycarbonate lens with linear prisms for uniform light distribution

Emergency Battery Pack Option

- Factory installed 120V-277V integral emergency battery pack available via mod-shop.
- 90-minute backup period for code compliance
- Factory installed integral test switch visible from room side

Installation

- May be surface, suspended, or wall mounted
- Multiple 7/8" K.O. on back and one on each end
- Jbox cover, wire nuts and decorative end caps included

Compliance

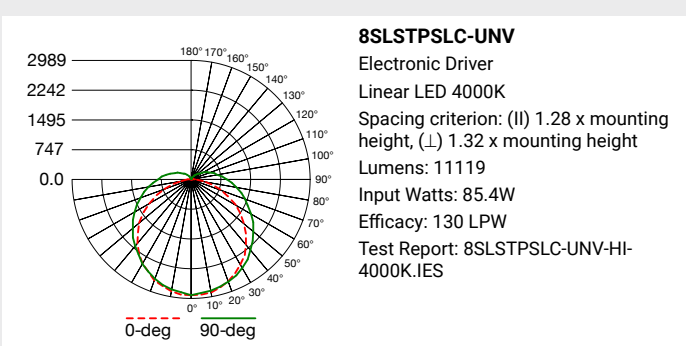
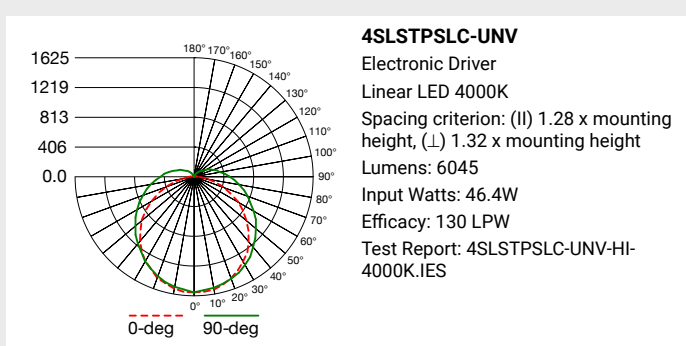
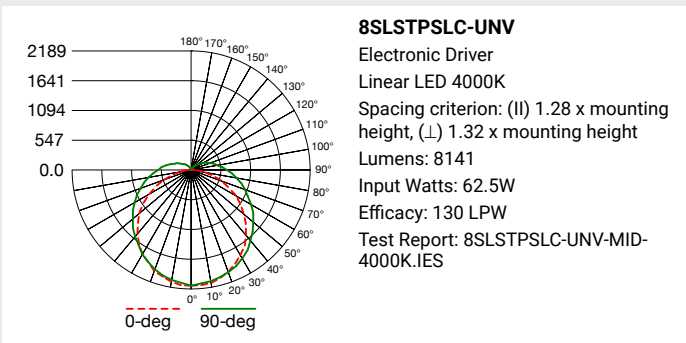
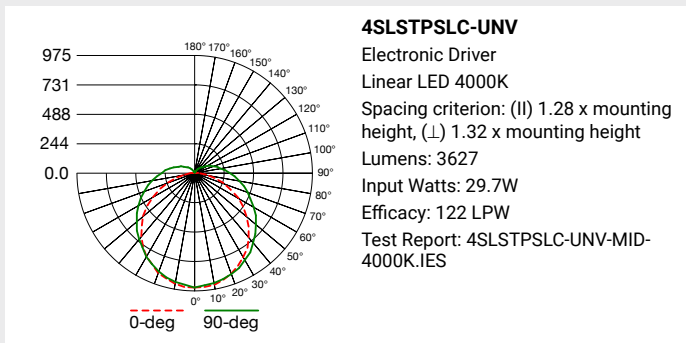
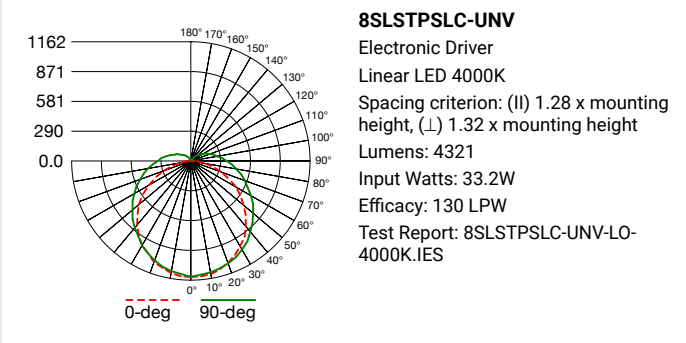
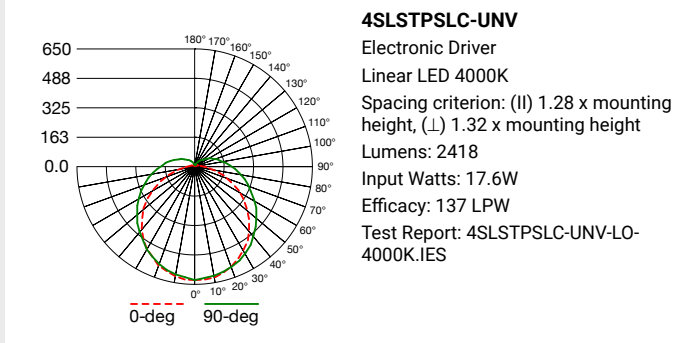
- cULus listed for damp location rated
- LED's comply with IESNA LM-79 and LM-80 standards
- DesignLights Consortium® Qualified and classified for DLC Standard, refer to www.designlights.org for details
- RoHS compliant
- Suitable for use in closet storage spaces when installed in accordance with NFPA-70 and NEC 410.16 spacing requirements

Warranty

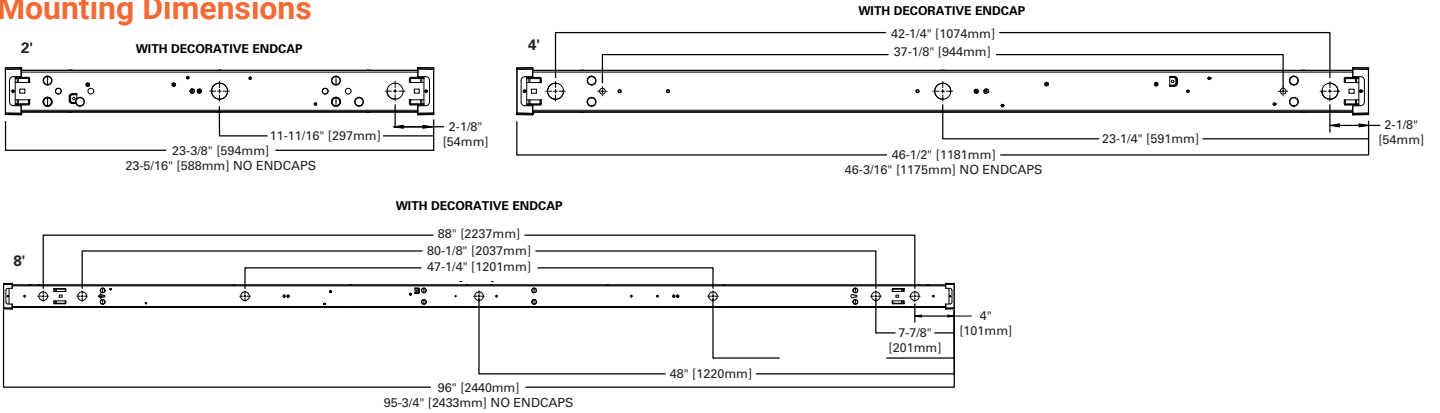
- Five year limited warranty

Photometric Data

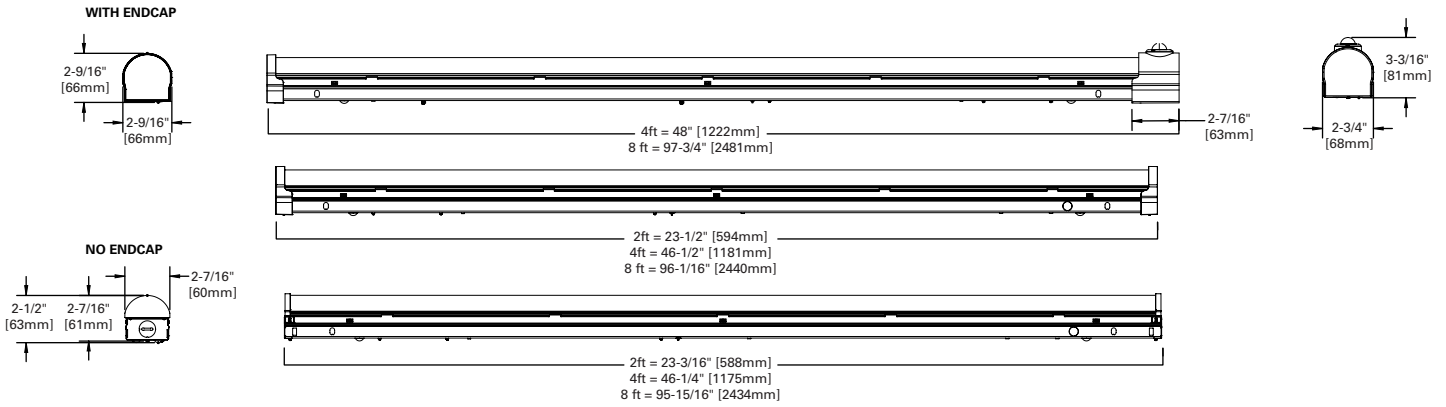
 [View IES files](#)



Mounting Dimensions

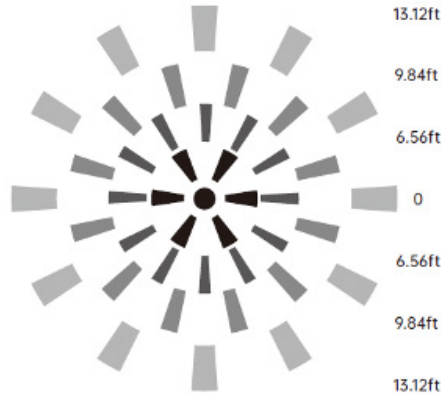


Overall Dimensions

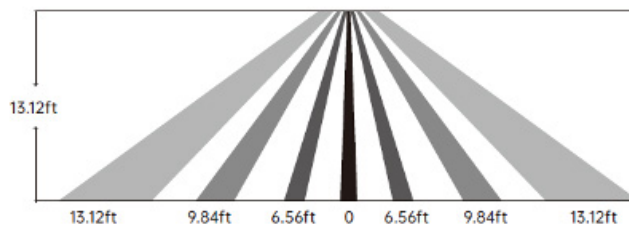


Sensor Coverage (MS Sensor Kit)

SENSOR COVERAGE PATTERN - TOP VIEW



SIDE VIEW



LIGHT OUTPUT OVER TIME

