


Project Name:	Type:
Part Number:	Date:

HYBM PL OMNI

FEATURES

- Omni directional light distribution equivalent to fluorescent lamps
- May be installed horizontally and vertically
- HYBrid installation - DIrect or BYPass
- Replaces G24d, GX24d (2-pin), G24q & GX24q (4-pin) 13W-26W CFL lamps
- Compatible with magnetic ballasts* - DIrect installation
- Built-in universal voltage driver - Bypass installation
- Exceptional high efficacy up to 126 LPW
- UL Listed & UL Classified for damp locations
- Lamp ambient temperature: -4°F to 113°F (-20°C to 45°C)
- Fixture operating temperature: -4°F to 95°F (-20°C to 35°C)
- Rated lifetime (L70): 50,000hrs
- 5 year limited warranty
- Lamp CCT falls within 4 SDCM for consistent CCT



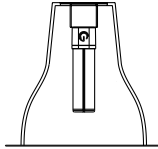
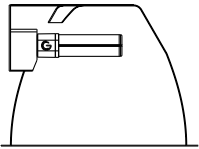
042121



SPECIFICATIONS

Horizontal Installation

Vertical Installation

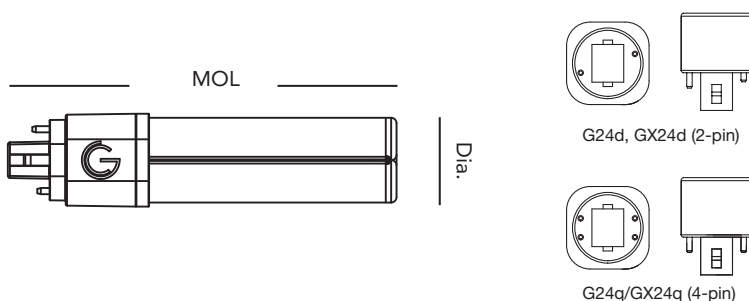


Product	Model	Equiv.	Input Voltage	Wattage	Lumens	CCT	CRI	Efficacy (LPW)	Power Factor	THD	Beam Angle	Dim.*	Fixture Rating**	Cert.
34996	7PLO/827/HYBM	13W-18W	120-277V	7	770	2700K	82	110	0.9	<20%	360°	No	Enclosed	N.A.
34997	7PLO/830/HYBM	13W-18W	120-277V	7	790	3000K	82	112	0.9	<20%	360°	No	Enclosed	N.A.
34998	7PLO/835/HYBM	13W-18W	120-277V	7	820	3500K	82	117	0.9	<20%	360°	No	Enclosed	N.A.
34999	7PLO/840/HYBM	13W-18W	120-277V	7	850	4000K	82	121	0.9	<20%	360°	No	Enclosed	N.A.
35000	9PLO/827/HYBM	26W	120-277V	9	1,100	2700K	82	122	0.9	<20%	360°	No	Enclosed	N.A.
35001	9PLO/830/HYBM	26W	120-277V	9	1,150	3000K	82	125	0.9	<20%	360°	No	Enclosed	N.A.
35002	9PLO/835/HYBM	26W	120-277V	9	1,200	3500K	82	130	0.9	<20%	360°	No	Enclosed	N.A.
35003	9PLO/840/HYBM	26W	120-277V	9	1,250	4000K	82	133	0.9	<20%	360°	No	Enclosed	N.A.

* Ballast Dependent. Please refer to www.greencreative.com for full ballast compatibility list.

** Suitable for use in totally enclosed fixtures. Please make sure the minimum dimensions of the lamp compartment in the fixture meet the guidelines in the installation guide.

DIMENSION & WEIGHT



Model	7PLO/xxx/HYBM	9PLO/xxx/HYBM
Compatible base	G24d, GX24d, G24q & GX24q (2/4-pin CFL)	
MOL	5-11/16"	6-7/8"
Dia.	1-3/8"	1-3/8"
Weight	0.18 lb	0.22 lb

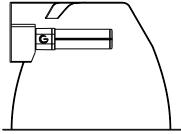
Where xxx means 824-965 which indicates CRI and color temperature

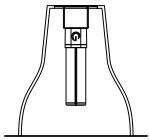


HYBM PL OMNI

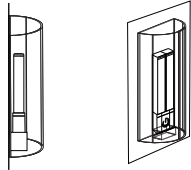
MINIMUM COMPARTMENT DIMENSIONS

Note – the base of this lamp is 1-3/8" by 1-3/8" and the opening in the reflector should be a minimum of 1-3/8" by 1-3/8" to insure a proper fit. For non-enclosed rated applications the minimum compartment must be follow below guidelines.

Non-enclosed Fixture Horizontal Installation 	Model Number		7PLO/xxx/HYBM	9PLO/xxx/HYBM
	Lamp Compartment Dimensions	Diameter	6-1/8"	6-1/8"
		Height	4-3/4"	4-3/4"
	Maximum Lamps in Luminaire		2	2
	Lampholder-to-Lampholder Spacing		3/8"	3/8"

Non-enclosed Fixture Vertical Installation 	Model Number		7PLO/xxx/HYBM	9PLO/xxx/HYBM
	Lamp Compartment Dimensions	Diameter	4-1/2"	6-5/16"
		Height	8-1/16"	9-1/16"
	Maximum Lamps in Luminaire		1	1

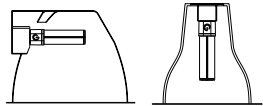

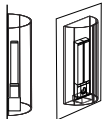
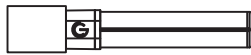
For enclosed rated applications the minimum compartment must be follow below guidelines.

Wall Mounted Enclosed Fixture Installation 	Model Number		7PLO/xxx/HYBM	9PLO/xxx/HYBM
	Lamp Compartment Dimensions	Length	11-13/16"	11-13/16"
		Width	6-5/16"	6-5/16"
		Height	2-3/4"	2-3/4"
	Maximum Lamps in Luminaire		2	2
Lampholder-to-Lampholder Spacing		1-7/8"	1-7/8"	

Where xxx means 824-965 which indicates CRI and color temperature.

Product warranty is defined based on the condition of above minimum compartment size, maximum lamps in glass/metal luminaire.

TEMPERATURE

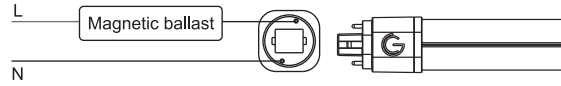
Fixture operating temperature		Lamp ambient temperature	
 Non-enclosed Fixture	-4°F to 95°F (-20°C to 35°C)	 7PLO/xxx/HYBM	-4°F to 113°F (-20°C to 45°C)
 Wall Mounted Enclosed Fixture		 9PLO/xxx/HYBM	

Where xxx means 824-965 which indicates CRI and color temperature.

HYBM PL OMNI

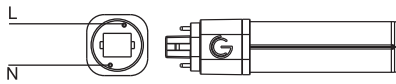
HYBrid Installation - DIRecT or BYPass - Magnetic Ballasts

When used with a magnetic ballast, the PLO lamp can function as a plug & play lamp and operate with the existing ballast.

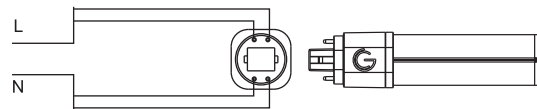


OR

If the ballast is not compatible, it can be bypassed and the lamp can run directly off line voltage.


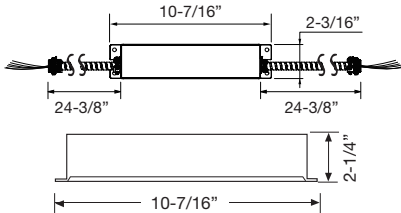


G24d, GX24d (2-pin)



G24q/GX24q (4-pin)

ACCESSORY ORDERING INFORMATION

Product	Model	Description	Pictures	Dimensions
98003	23EMDRIVER	California Title 20 Compliant 23W Emergency LED Driver (Field Installation)		 <p>10-7/16"</p> <p>2-3/16"</p> <p>24-3/8"</p> <p>24-3/8"</p> <p>2-1/4"</p>

Note: All rights reserved. All sizes and specifications are subject to change at any time without notice.