

Project Name:	Type:
Part Number:	Date:



GREENCREATIVE

T8 UEB (UL Type B - Single and Double Ended Bypass)

FEATURES

- Replaces 2', 3', and 4' T8 fluorescent lamps
- Integral LED driver - Directly operate on 120-277V line voltage
- UEB - Universal ended installation in bypass mode. Suitable for both **single ended installation working with non-shunted lamp holders only, or double ended installation working with both shunted or non-shunted lamp holders**
- 330° wide light emitting area
- Frosted glass tube optimizes light distribution
- Options of PET coated glass tube improving resistance to breakage (8.5T8/4F/xxx/UEB/C and 10T8/4F/xxx/UEB/C models)
- Built-in safety switch prevents electrical shock during installation
- Exceptionally high efficacy up to 194 LPW
- Lumen output up to 2,200lm for 4' models
- Options of 3000K, 3500K, 4000K, and 5000K
- L70 rated lifetime up to 60,000 hours
- 5 year limited warranty* / Optional 10 year available (see EXTENDED WARRANTIES table for information)
- Suitable for use in totally enclosed fixtures and damp locations
- Fixture operating temperature: -4°F to 95°F (-20°C to 35°C)
- Lamp ambient temperature: -4°F to 113°F (-20°C to 45°C)
- NSF (National Sanitation Foundation) certified for Food Zone (Non-Contact), Splash, and Non-Food Zones



DIGITAL NAVIGATION

Explore the spec sheet through the links below

- [SPECIFICATIONS](#)
- [DIMENSION & WEIGHT](#)
- [INSTALLATION](#)
- [ACCESSORY ORDERING INFORMATION](#)
- [EXTENDED WARRANTIES](#)
- [LOGISTIC INFORMATION](#)
- [CERTIFICATION INFORMATION](#)



SPECIFICATIONS

Product	Model	Nominal Length	Equiv.	Input Voltage	Wattage	Lumens	CCT	Efficacy (LPW)	Life (hrs)	CRI	Power Factor	THD	Beam Angle	Fixture Rating	PET Coated	DLC	NSF	DOE
37395	8.5T8/2F/835/UEB	2'	17W	120-277V	8.5	1,050	3500K	124	60,000	82	0.9	<20%	220°	Enclosed	No	✓	✓	✓
37396	8.5T8/2F/840/UEB	2'	17W	120-277V	8.5	1,100	4000K	129	60,000	82	0.9	<20%	220°	Enclosed	No	✓	✓	✓
37397	8.5T8/2F/850/UEB	2'	17W	120-277V	8.5	1,100	5000K	129	60,000	82	0.9	<20%	220°	Enclosed	No	✓	✓	✓
37398	12T8/3F/830/UEB	3'	25W	120-277V	12	1,400	3000K	117	60,000	82	0.9	<20%	220°	Enclosed	No	✓	✓	✓
37399	12T8/3F/835/UEB	3'	25W	120-277V	12	1,400	3500K	117	60,000	82	0.9	<20%	220°	Enclosed	No	✓	✓	✓
37400	12T8/3F/840/UEB	3'	25W	120-277V	12	1,450	4000K	121	60,000	82	0.9	<20%	220°	Enclosed	No	✓	✓	✓
38368	8.5T8/4F/830/UEB	4'	32W	120-277V	8.5	1,600	3000K	188	60,000	82	0.9	<20%	220°	Enclosed	No	✓	✓	-
38369	8.5T8/4F/835/UEB	4'	32W	120-277V	8.5	1,600	3500K	188	60,000	82	0.9	<20%	220°	Enclosed	No	✓	✓	-
38370	8.5T8/4F/840/UEB	4'	32W	120-277V	8.5	1,650	4000K	194	60,000	82	0.9	<20%	220°	Enclosed	No	✓	✓	-
38371	8.5T8/4F/850/UEB	4'	32W	120-277V	8.5	1,650	5000K	194	60,000	82	0.9	<20%	220°	Enclosed	No	✓	✓	-
38366	8.5T8/4F/840/UEB/C	4'	32W	120-277V	8.5	1,650	4000K	194	60,000	82	0.9	<20%	220°	Enclosed	Yes	✓	✓	-
38367	8.5T8/4F/850/UEB/C	4'	32W	120-277V	8.5	1,650	5000K	194	60,000	82	0.9	<20%	220°	Enclosed	Yes	✓	✓	-
37401	10T8/4F/830/UEB	4'	32W	120-277V	10	1,650	3000K	165	60,000	82	0.9	<20%	220°	Enclosed	No	✓	✓	✓
37402	10T8/4F/835/UEB	4'	32W	120-277V	10	1,650	3500K	165	60,000	82	0.9	<20%	220°	Enclosed	No	✓	✓	✓
37403	10T8/4F/840/UEB	4'	32W	120-277V	10	1,700	4000K	170	60,000	82	0.9	<20%	220°	Enclosed	No	✓	✓	✓
37404	10T8/4F/850/UEB	4'	32W	120-277V	10	1,700	5000K	170	60,000	82	0.9	<20%	220°	Enclosed	No	✓	✓	✓
37405	10T8/4F/840/UEB/C	4'	32W	120-277V	10	1,700	4000K	170	60,000	82	0.9	<20%	180°	Enclosed	Yes	✓	✓	✓
37407	14T8/4F/835/UEB	4'	32W	120-277V	14	2,100	3500K	150	60,000	82	0.9	<20%	220°	Enclosed	No	✓	✓	✓
37408	14T8/4F/840/UEB	4'	32W	120-277V	14	2,200	4000K	157	60,000	82	0.9	<20%	220°	Enclosed	No	✓	✓	✓
37409	14T8/4F/850/UEB	4'	32W	120-277V	14	2,200	5000K	157	60,000	82	0.9	<20%	220°	Enclosed	No	✓	✓	✓
37834	10T8/4F/835/UEB/SB	4'	32W	120-277V	10	1,600	3500K	160	60,000	82	0.9	<20%	220°	Enclosed	No	✓	N.A.	✓
37835	10T8/4F/840/UEB/SB	4'	32W	120-277V	10	1,650	4000K	165	60,000	82	0.9	<20%	220°	Enclosed	No	✓	N.A.	✓
38113	14T8/4F/840/UEB/C (MTO)**	4'	32W	120-277V	14	2,200	4000K	157	60,000	82	0.9	<20%	180°	Enclosed	Yes	-	-	-
38114	14T8/4F/850/UEB/C (MTO)**	4'	32W	120-277V	14	2,200	4000K	157	60,000	82	0.9	<20%	180°	Enclosed	Yes	-	-	-

FOOTNOTES:

* Please visit www.greencreative.com for Limited Warranty terms.

** MTO indicate Made To Order, and please contact factory for lead time and other information.

Note: All rights reserved. All sizes and specifications are subject to change at any time without notice.



T8 UEB (UL Type B - Single and Double Ended Bypass)

DIMENSION & WEIGHT



Model	Base	MOL	Dia.	Weight
8.5T8/2F/8xx/UEB	G13	23-3/4"	1.0"	0.24 lb
12T8/3F/8xx/UEB	G13	35-3/4"	1.0"	0.33 lb
8.5T8/4F/8xx/UEB	G13	47-3/4"	1.0"	0.45 lb
8.5T8/4F/8xx/UEB/C	G13	47-3/4"	1.0"	0.47 lb

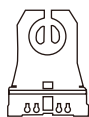
Model	Base	MOL	Dia.	Weight
10T8/4F/8xx/UEB	G13	47-3/4"	1.0"	0.45 lb
10T8/4F/8xx/UEB/C	G13	47-3/4"	1.0"	0.47 lb
14T8/4F/8xx/UEB	G13	47-3/4"	1.0"	0.45 lb
14T8/4F/8xx/UEB/C	G13	47-3/4"	1.0"	0.47 lb
10T8/4F/8xx/UEB/SB	G13	47-3/4"	1-1/8"	0.4 lb

INSTALLATION

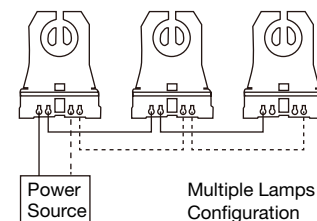
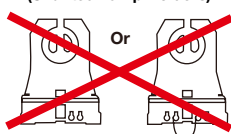
SINGLE ENDED BYPASS INSTALLATION

Suitable for use with Non-Shunted lamp holders only.

Programmed Start or Rapid Start
(Non-Shunted Lamp Holders)

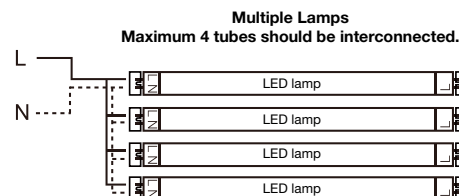
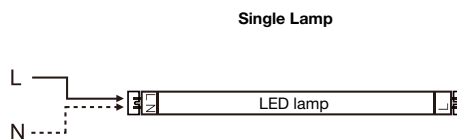
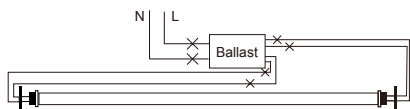


Instant Start
(Shunted Lamp Holders)



Step 1. Cut all wires connected to the existing ballast, and remove the ballast.

Step 2. Connect power to one end (the end with L and N markings) according to the diagram. Wiring should be made using Non-Shunted lamp holders only.



DOUBLE ENDED BYPASS INSTALLATION

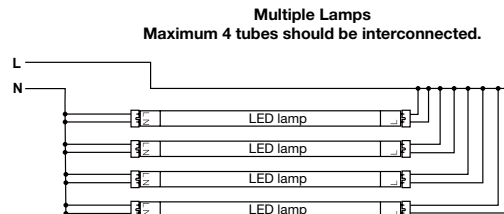
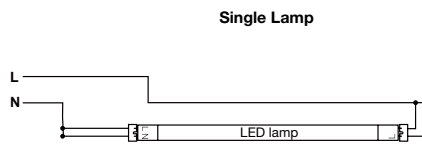
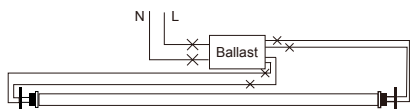
Suitable for use with both Non-Shunted or Shunted lamp holders.

Programmed Start or Rapid Start
(Non-Shunted Lamp Holders)

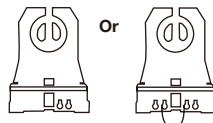


Step 1. Cut all wires connected to the existing ballast, and remove the ballast.

Step 2. For Non-Shunted lamp holders, connect power to both ends according to the diagram.

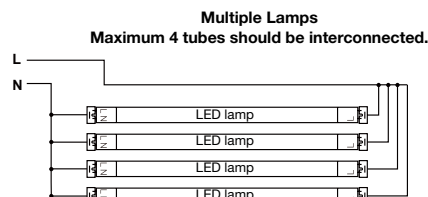
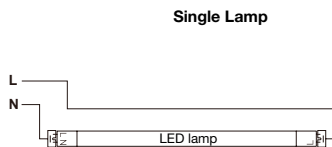
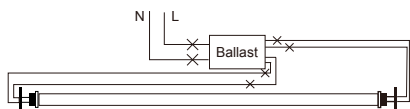


Instant Start
(Shunted Lamp Holders)



Step 1. Cut all wires connected to the existing ballast, and remove the ballast.


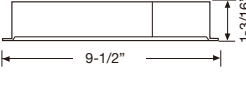

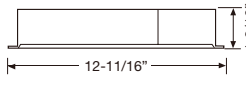

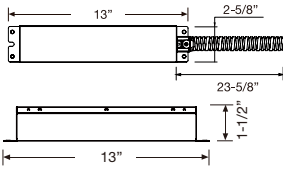

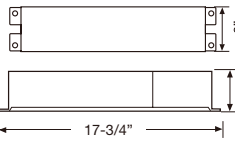

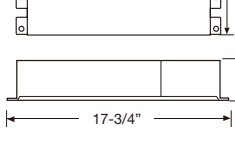

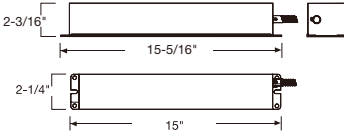

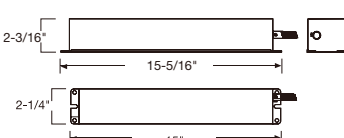

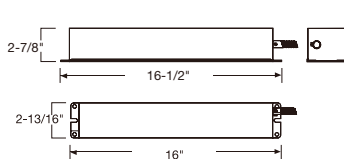
Step 2. For Shunted lamp holders, connect power to both ends according to the diagram.



Note: All rights reserved. All sizes and specifications are subject to change at any time without notice.



T8 UEB (UL Type B - Single and Double Ended Bypass)

ACCESSORY ORDERING INFORMATION					
Product	Model	Description	Pictures	Dimensions	Compatible Skus
34958	5EMDRIVER**	5W Emergency LED Driver			8.5T8/2F/8xx/UEB 12T8/3F/8xx/UEB 10T8/4F/8xx/UEB 10T8/4F/8xx/UEB/C 14T8/4F/8xx/UEB 14T8/4F/8xx/UEB/C 8.5T8/4F/8xx/UEB 8.5T8/4F/8xx/UEB/C
34959	10EMDRIVER	California Title 20 Compliant 10W Emergency LED Driver			8.5T8/2F/8xx/UEB 12T8/3F/8xx/UEB 10T8/4F/8xx/UEB 10T8/4F/8xx/UEB/C 14T8/4F/8xx/UEB 14T8/4F/8xx/UEB/C 8.5T8/4F/8xx/UEB 8.5T8/4F/8xx/UEB/C
38096	24EMINVERTER	California Title 20 Compliant 24W Emergency LED Inverter (Field Installation)			10T8/4F/8xx/UEB/SB
58012	35EMINVERTER**	35W Emergency Inverter (Field Installation)			8.5T8/2F/8xx/UEB 12T8/3F/8xx/UEB 10T8/4F/8xx/UEB 10T8/4F/8xx/UEB/C 14T8/4F/8xx/UEB 14T8/4F/8xx/UEB/C 10T8/4F/8xx/UEB/SB 8.5T8/4F/8xx/UEB 8.5T8/4F/8xx/UEB/C
58013	35EMINVERTER/CEC	California Title 20 Compliant 35W Emergency Inverter (Field Installation)			8.5T8/2F/8xx/UEB 12T8/3F/8xx/UEB 10T8/4F/8xx/UEB 10T8/4F/8xx/UEB/C 14T8/4F/8xx/UEB 14T8/4F/8xx/UEB/C 10T8/4F/8xx/UEB/SB 8.5T8/4F/8xx/UEB 8.5T8/4F/8xx/UEB/C
ELI-S-10	ELI-S-10	California Title 20 Compliant 10W Emergency Inverter (Field Installation)			10T8/4F/8xx/UEB/SB
BTB15D	BTB15D**	15W Emergency Inverter (Field Installation)			10T8/4F/8xx/UEB/SB
ELI-S-20	ELI-S-20	California Title 20 Compliant 20W Emergency Inverter (Field Installation)			10T8/4F/8xx/UEB/SB

FOOTNOTES: ** Does not meet Title 20 appliance requirements, not for use in California

Note: All rights reserved. All sizes and specifications are subject to change at any time without notice.



T8 UEB (UL Type B - Single and Double Ended Bypass)

EXTENDED WARRANTIES***

Model	Description****
8.5T8/2F/8xx/UEB/10YEARWARRANTY	10 Year warranty for 8.5T8/2F/8xx/UEB/yy
12T8/3F/8xx/UEB/10YEARWARRANTY	10 Year warranty for 12T8/3F/8xx/UEB/yy
8.5T8/4F/8xx/UEB/10YEARWARRANTY	10 Year warranty for 8.5T8/4F/8xx/UEB/yy
8.5T8/4F/8xx/UEB/C/10YEARWARRANTY	10 Year warranty for 8.5T8/4F/8xx/UEB/C/yy
10T8/4F/8xx/UEB/10YEARWARRANTY	10 Year warranty for 10T8/4F/8xx/UEB/yy
10T8/4F/8xx/UEB/C/10YEARWARRANTY	10 Year warranty for 10T8/4F/8xx/UEB/C/yy
14T8/4F/8xx/UEB/10YEARWARRANTY	10 Year warranty for 14T8/4F/8xx/UEB/yy
14T8/4F/UEB/C/10YEARWARRANTY	10 Year warranty for 14T8/4F/8xx/UEB/C/yy
10T8/4F/8xx/UEB/SB/10YEARWARRANTY	10 Year warranty for 10T8/4F/8xx/UEB/SB/yy

FOOTNOTES:

*** Warranty based on a maximum of 4,368 annual operating hours (per year for ten years) and exposure to a maximum fixture operating temperature of 80°F / 27°C.

**** xx - Refers to the CCT yy - Refers to model generations within the same nominal performance. Typically blank, 'R', or 'RC'

LOGISTIC INFORMATION

Model	Master Carton			Shipping Carton		
	Case Qty	Case Dimensions (LxWxH)	Case Weight	Case Qty	Case Dimensions (LxWxH)	Case Weight
8.5T8/2F/8xx/UEB	N.A.	N.A.	N.A.	25PCS	25-9/16" x 5-15/16" x 5-15/16"	7.6 lb
12T8/3F/8xx/UEB	N.A.	N.A.	N.A.	25PCS	37-3/8" x 5-15/16" x 5-15/16"	10.6 lb
8.5T8/4F/8xx/UEB	N.A.	N.A.	N.A.	25PCS	49-3/16" x 5-15/16" x 5-15/16"	13.2 lb
8.5T8/4F/8xx/UEB/C	N.A.	N.A.	N.A.	25PCS	49-3/16" x 5-15/16" x 5-15/16"	13.2 lb
10T8/4F/8xx/UEB	N.A.	N.A.	N.A.	25PCS	49-3/16" x 5-15/16" x 5-15/16"	13.2 lb
10T8/4F/8xx/UEB/C	N.A.	N.A.	N.A.	25PCS	49-3/16" x 5-15/16" x 5-15/16"	13.2 lb
14T8/4F/8xx/UEB	N.A.	N.A.	N.A.	25PCS	49-3/16" x 5-15/16" x 5-15/16"	13.2 lb
14T8/4F/8xx/UEB/C	N.A.	N.A.	N.A.	25PCS	49-3/16" x 5-15/16" x 5-15/16"	13.2 lb
10T8/4F/8xx/UEB/SB	N.A.	N.A.	N.A.	25PCS	50-3/16" x 7-1/2" x 7-11/16"	13.2 lb

FOOTNOTES: xx - Refers to the CCT

CERTIFICATION INFORMATION

Product	Model	DLC ID#
38366	8.5T8/4F/840/UEB/C	S-POJMWV
38367	8.5T8/4F/850/UEB/C	S-PF2SNQ
38368	8.5T8/4F/830/UEB	S-0HDBSB
38369	8.5T8/4F/835/UEB	S-KNK1D2
38370	8.5T8/4F/840/UEB	S-Z5ZF9Q
38371	8.5T8/4F/850/UEB	S-KYD8JT
37394	8.5T8/2F/830/UEB	S-7NS4YL
37395	8.5T8/2F/835/UEB	S-2H37RP
37396	8.5T8/2F/840/UEB	S-N5F8PW
37397	8.5T8/2F/850/UEB	S-3HJAVZ
37398	12T8/3F/830/UEB	S-7T8HV2
37399	12T8/3F/835/UEB	S-PY9HTI
37400	12T8/3F/840/UEB	S-D1JQSU
37401	10T8/4F/830/UEB	S-N2LFKT
37402	10T8/4F/835/UEB	S-9U4LOY
37403	10T8/4F/840/UEB	S-0TVDM7
37404	10T8/4F/850/UEB	S-7VS0QT
37405	10T8/4F/840/UEB/C	S-JBTCRA
37407	14T8/4F/835/UEB	S-6W95MD
37408	14T8/4F/840/UEB	S-F1XLSR
37409	14T8/4F/850/UEB	S-6S0XFY
37834	10T8/4F/835/UEB/SB	S-M92EVF
37835	10T8/4F/840/UEB/SB	S-15NWXJ

Note: All rights reserved. All sizes and specifications are subject to change at any time without notice.