


Project		Catalog #		Type	
Prepared by		Notes		Date	



Metalux

Achieva™ Wrap Selectable

Achieva™ Selectable Lumens and CCT
Surface Wrap
2' / 4' / 8'
Narrow 5.5" / Wide 10"

Typical Applications

• Offices • Education • Healthcare • Retail

Interactive Menu

- Order Information page 2
- Product Specifications page 5
- Photometrics page 5
- Control Solutions page 7
- Product Warranty

Product Certification



Can be used to comply with California Title 24 High Efficacy requirements.
Certified to California Appliance Efficiency Database under JA8.

Product Features

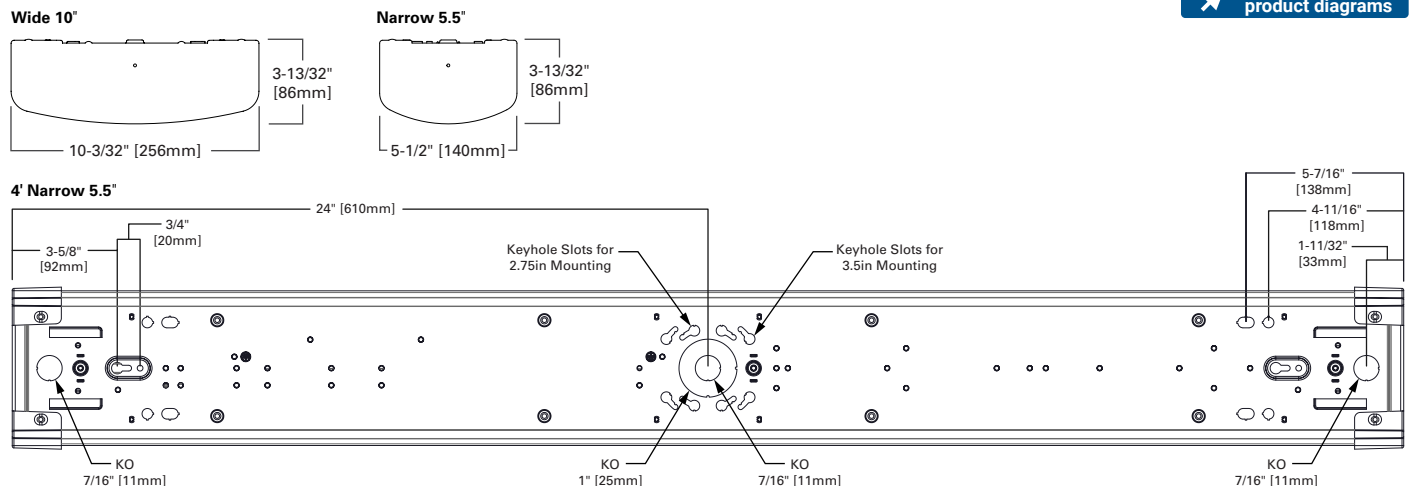


Top Product Features

- Selectable CCT and selectable lumens in standard or HO lumen options
- Up to 165 lm/w efficiency, ideal for replacing up to 4 lamp fluorescent wraparounds and low-bay linear fluorescents
- 0-10V dimming to 5% standard with 120-277V UNV
- Available in Narrow 5.5" or Wide 10" polycarbonate IK06 rated lens options in 2', 4', or 8' lengths
- Suitable for ceiling, wall, or suspension mounting and row mounting
- Offered in both 90 CRI and 80 CRI color quality as well as options to meet CA Title 24 JA8 requirements

Dimensional and Mounting Details

[additional product diagrams](#)



See Page 5 for more Dimensional Details

Order Information and Performance Data

Default CCT/Lumen Setting: 4000K / Med Power

Size	Catalog Number	Lumen Setting	CCT	CRI (Min)	Delivered Nominal Lumens	Watts	Efficacy (lm/W)
2ftx5.5in	2AWS-L3C3-UNV	Low	3500K	80	2,250	17.9	126
			4000K	80	2,334	17.5	133
			5000K	80	2,289	18.1	127
		Medium	3500K	80	2,685	22.1	121
			4000K	80	2,791	21.1	133
			5000K	80	2,711	22.2	122
		High	3500K	80	3,046	25.6	119
			4000K	80	3,226	24.7	131
			5000K	80	3,084	25.9	119
2ftx5.5in	2AWS-L3C39-CA-UNV	Low	3000K	90	2,076	17.2	120
			3500K	90	2,177	16.9	129
			4000K	90	2,156	17.3	125
		Medium	3000K	90	2,478	21.2	117
			3500K	90	2,606	20.7	126
			4000K	90	2,554	21.2	121
		High	3000K	90	3,077	25.1	123
			3500K	90	3,205	24.6	130
			4000K	90	3,104	25.3	123
2ftx10in	2AWWS-L3C3-UNV	Low	3500K	80	2,313	18.2	127
			4000K	80	2,475	18.0	137
			5000K	80	2,331	18.1	128
		Medium	3500K	80	2,739	22.3	123
			4000K	80	2,863	21.4	134
			5000K	80	2,771	22.4	124
		High	3500K	80	3,140	26.2	120
			4000K	80	3,352	25.2	133
			5000K	80	3,170	26.3	120
4ftx5.5in	4AWS-L3C3-UNV	Low	3500K	80	4,095	31.7	129
			4000K	80	4,310	30.8	140
			5000K	80	4,184	32.1	130
		Medium	3500K	80	4,848	39.1	124
			4000K	80	5,170	37.8	137
			5000K	80	4,988	39.6	126
		High	3500K	80	5,838	48.3	121
			4000K	80	6,148	46.3	133
			5000K	80	5,916	48.8	121
4ftx5.5in	4AWS-L3C39-CA-UNV	Low	3000K	90	4,268	33.1	129
			3500K	90	4,433	32.3	137
			4000K	90	4,446	33.2	134
		Medium	3000K	90	5,093	40.6	125
			3500K	90	5,344	39.3	136
			4000K	90	5,322	40.7	131
		High	3000K	90	6,129	49.9	123
			3500K	90	6,330	48.5	130
			4000K	90	6,130	49.9	123

Order Information and Performance Data

Default CCT/Lumen Setting: 4000K / Med Power

Size	Catalog Number	Lumen Setting	CCT	CRI (Min)	Delivered Nominal Lumens	Watts	Efficacy (lm/W)
4ftx10in	4AWWS-L3C3-UNV	Low	3500K	80	4,254	32.2	132
			4000K	80	4,485	31.2	144
			5000K	80	4,354	32.6	134
		Medium	3500K	80	5,070	39.6	128
			4000K	80	5,378	38.2	141
			5000K	80	5,192	40.1	130
		High	3500K	80	5,910	48.8	121
			4000K	80	6,543	46.8	140
			5000K	80	6,013	49.5	121
4ftx5.5in	4AWS-L3C3-HO-UNV	Low	3500K	80	6,798	50.7	134
			4000K	80	7,146	49.5	144
			5000K	80	7,089	51.0	139
		Medium	3500K	80	8,203	63.7	129
			4000K	80	8,694	61.8	141
			5000K	80	8,556	64.0	134
		High	3500K	80	9,803	80.5	122
			4000K	80	10,146	77.7	131
			5000K	80	9,930	80.9	123
4ftx10in	4AWWS-L3C3-HO-UNV	Low	3500K	80	7,185	51.7	139
			4000K	80	7,470	50.2	149
			5000K	80	7,444	51.7	144
		Medium	3500K	80	8,780	66.3	132
			4000K	80	9,289	64.6	144
			5000K	80	9,146	66.8	137
		High	3500K	80	10,315	80.6	128
			4000K	80	10,952	77.8	141
			5000K	80	10,629	80.8	132
8ftx5.5in	8AWS-L3C3-UNV	Low	3500K	80	7,845	55.7	141
			4000K	80	8,168	54.3	150
			5000K	80	8,159	56.5	145
		Medium	3500K	80	10,058	73.8	136
			4000K	80	10,529	71.4	148
			5000K	80	10,303	73.5	140
		High	3500K	80	11,996	86.1	139
			4000K	80	12,679	83.1	153
			5000K	80	12,019	86.2	139
8ftx5.5in	8AWS-L3C39-CA-UNV	Low	3000K	90	8,020	57.2	140
			3500K	90	8,133	56.2	145
			4000K	90	8,050	57.5	140
		Medium	3000K	90	10,230	72.9	140
			3500K	90	10,411	71.3	146
			4000K	90	10,229	73.1	140
		High	3000K	90	12,024	83.7	144
			3500K	90	12,460	81.7	153
			4000K	90	12,086	84.1	144

Order Information and Performance Data

Default CCT/Lumen Setting: 4000K / Med Power

Size	Catalog Number	Lumen Setting	CCT	CRI (Min)	Delivered Nominal Lumens	Watts	Efficacy (lm/W)
8ftx10in	8AWWS-L3C3-UNV	Low	3500K	80	8,296	58.5	142
			4000K	80	8,646	56.8	152
			5000K	80	8,444	58.9	143
		Medium	3500K	80	10,523	76.6	137
			4000K	80	11,052	73.8	150
			5000K	80	10,651	77.0	138
		High	3500K	80	12,404	88.4	140
			4000K	80	13,178	84.8	155
			5000K	80	12,554	89.2	141
8ftx5.5in	8AWS-L3C3-HO-UNV	Low	3500K	80	8,836	55.1	160
			4000K	80	8,962	54.4	165
			5000K	80	8,903	55.9	159
		Medium	3500K	80	11,348	72.6	156
			4000K	80	11,354	69.0	165
			5000K	80	11,417	72.4	158
		High	3500K	80	13,064	85.1	154
			4000K	80	13,446	82.6	163
			5000K	80	13,184	85.5	154

Achieva Shipping Data

Size	Fixture Net Weight	Fixture Gross Weight	Fixture Dimension	Carton Dimension	Carton QTY
2ft x 5.5in	3.44	3.79	24 x 5.5 x 3.44	24.29 x 5.7 x 3.62	1
2ft x 10in	5.2	6.13	24 x 10 x 3.44	25.39 x 10.23 x 3.66	1
4ft x 5.5in	6.31	6.94	48 x 5.5 x 3.44	48.22 x 5.7 x 3.62	1
4ft x 10in	9.66	11.18	48 x 10 x 3.44	49.6 x 10.23 x 3.74	1
8ft x 5.5in	12.24	13.88	96 x 5.5 x 3.44	96.6 x 5.7 x 3.62	1
8ft x 10in	18.67	27.84	96 x 10 x 3.44	100.4 x 10.8 x 4.25	1

Accessories (order separately) ⁽²²⁾

Y-TOGGLE-10 2PK=(2) Y-Toggle Cable Kits at 10FT long
SCF=Fixed Stem Set (Specify Length)
SCS=Swivel Stem Set (Specify Length)
CLC-AWS-EXT-B=(1) AWS 5.5" Row Mount Bracket Kit
CLC-AWWS-EXT-B=(1) AWWS 10" Row Mount Bracket Kit

Notes

(22) Accessories sold separately will be separately analyzed under domestic preference requirements. Consult factory for further information.

Achieva Options

Catalog	Description	Example	Notes
EL7W	7W EM Pack, Installed	4AWS-L3C3-UNV-EL7W	Available on 4' and 8' lengths only
EL14W	14W EM Pack, Installed	4AWWS-L3C3-UNV-EL14W	Available on 4' and 8' lengths only
WLS	WaveLinx LITE Wireless Integrated Sensor	4AWS-L3C3-UNV-WLS	Sensor Integrated into end cap
WPS	WaveLinx PRO Wireless Integrated Sensor	4AWWS-L3C3-UNV-WPS	Sensor Integrated into end cap
WNPS-WLS	WaveLinx normal power sensing device and LITE integrated sensor	4AWS-L3C3-UNV-WNPS-WLS	WNPS cannot be ordered with emergency or relay options such as ELxxx
WNPS-WPS	WaveLinx normal power sensing device and PRO integrated sensor	4AWS-L3C3-UNV-WNPS-WPS	WNPS cannot be ordered with emergency or relay options such as ELxxx

Product Specifications

Construction

- Cold rolled steel die form housing with finished ends
- Post painted with matte white powder coating
- High-impact plastic end caps

Shielding

- Smooth frosted ribbed polycarbonate IK06 rated lens
- Standard LED blended for wide area coverage
- Replaces 1 lamp through 4 lamp fluorescent wraps or low-bay fluorescent linear fixtures

Installation

- Surface (wall or ceiling) mount via junction box or direct to surface
- Suspension mount capable using standard Y-toggle mounting kits
- Designed for continuous row mounting for end to end light with row mount bracket accessory kits

Electrical

- Projected life of L70 at 50,000 hours
- Efficacy up to 165 lm/W
- 0-10V dimming down to 5%

Compliance

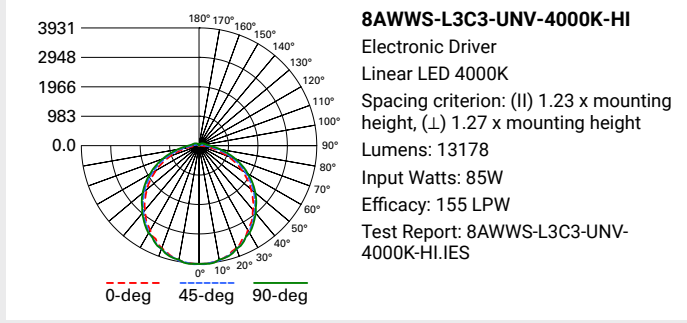
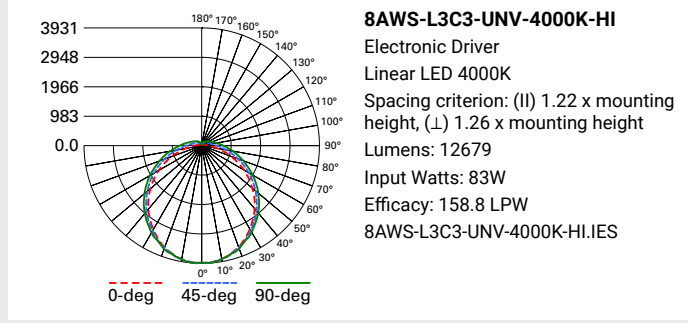
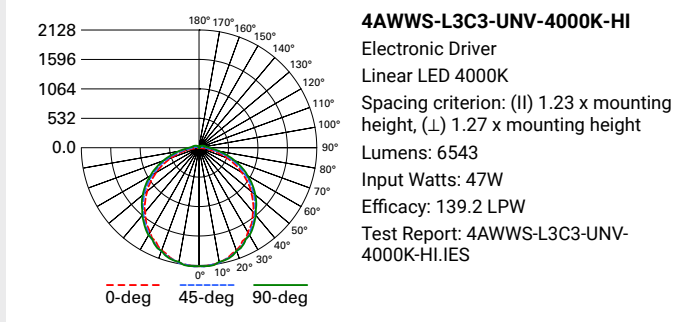
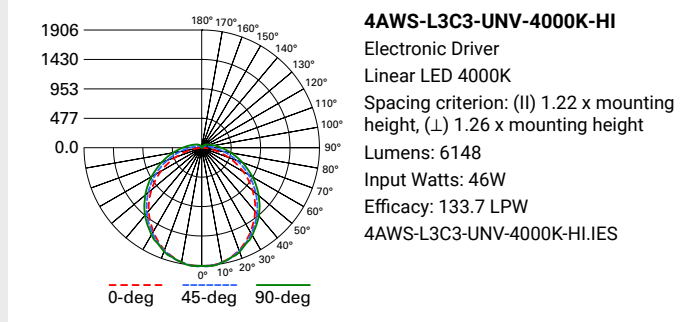
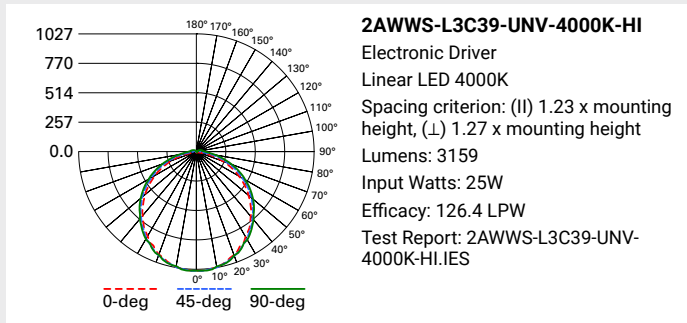
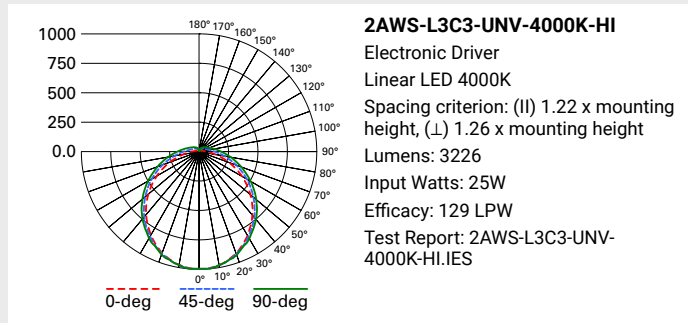
- UL/cUL listed for damp location
- Rated for -4F (-20C) to 104F (40C) ambient operating temperatures
- RoHS compliant
- LED complies with IESNA LM-79 and LM-80
- Options to meet California Title 24 Residential and Non-Residential compliance
- DesignLights Consortium® Qualified and classified for DLC Standard, refer to www.designlights.org for details.

Limited Warranty

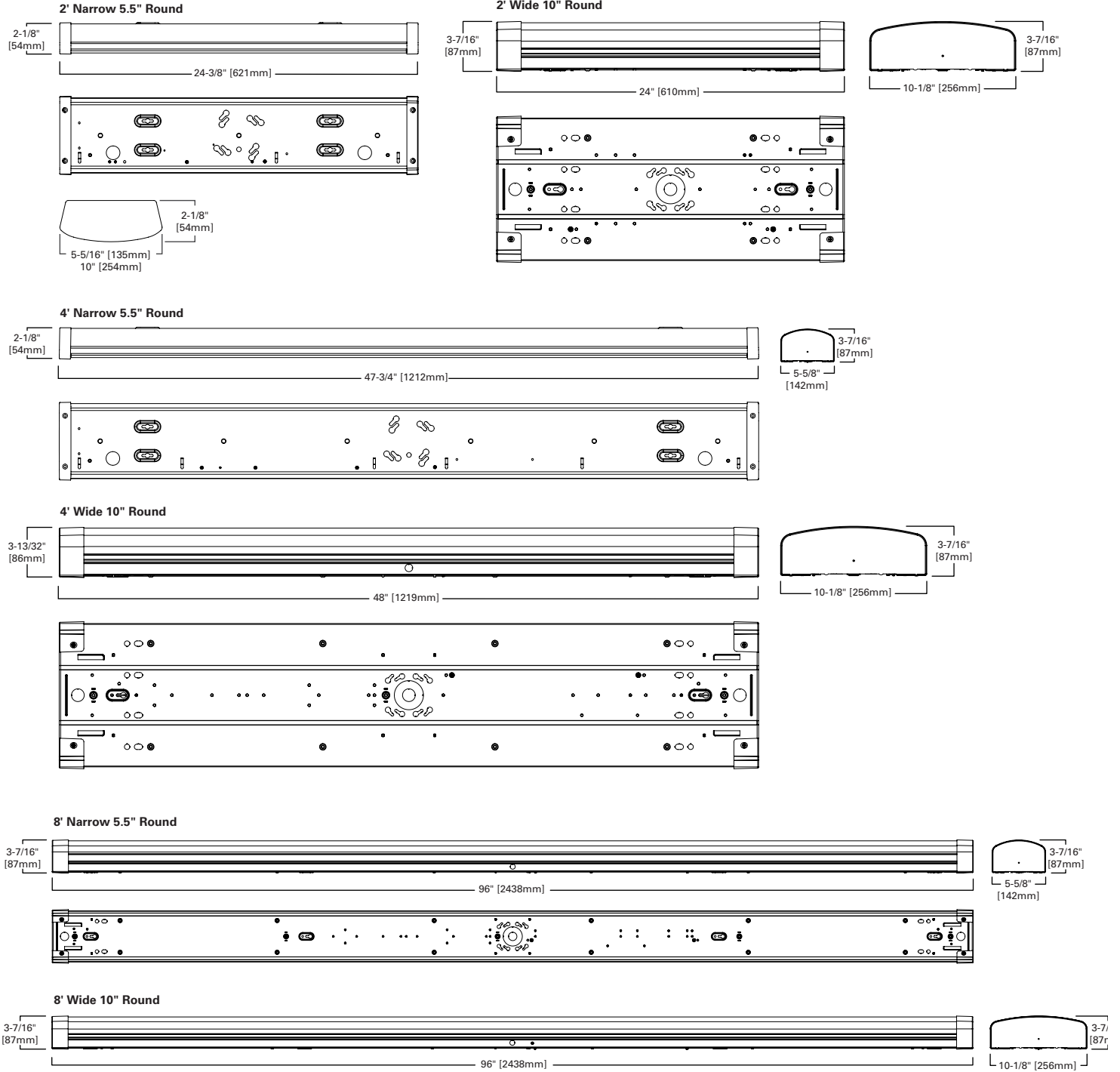
- Five year limited warranty

Photometric Data

[View IES files](#)



Dimensional and Mounting Details



Control Solutions

- WaveLinX LITE wireless
- WaveLinX PRO wireless
- WaveLinX CAT wired
- WaveLinX Wired



The AWS with WaveLinX offers no-hassle lighting control with multiple luminaire level control solutions.



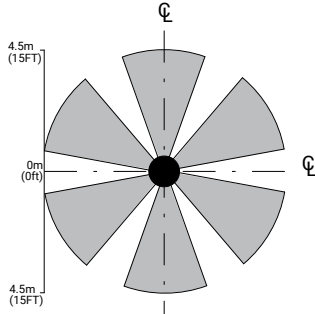
WaveLinX PRO is a wireless lighting control solution, for connected spaces, that significantly reduces a building's energy consumption. From a single floor to an entire campus, WaveLinX PRO connects more than lighting assets; it shares aggregated sensor data with the WaveLinX CORE platform and other building systems, so building owners can improve operations, spaces environment, and tenants' experience. WaveLinX PRO offers a rich portfolio of wireless devices, WaveLinX PRO-enabled luminaires, and an intuitive WaveLinX mobile app for office, education, warehouse, and parking garage applications.



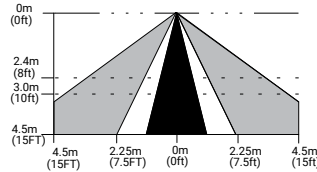
WaveLinX LITE is a cost effective, wireless digital lighting control solution, with out-of-the-box functionality, that saves energy and meets code. It's designed for applications that require occupancy-based, daylighting, or manual light control. Customize installations for office, education, warehouse and parking garages using the secure, simple mobile app.

Integrated Sensor Coverage Pattern

TOP VIEW:

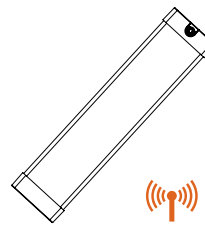


SIDE VIEW:

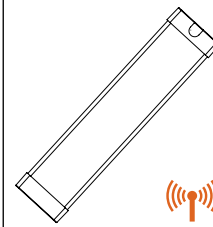


Note: Installation of integrated sensors within 3-ft (1m) of HVAC air vents is not recommended. The pattern shown is intended solely as a general guide and is not to scale.

With Integrated WaveLinX Sensor



With Integrated WaveLinX Node



Add a hidden WaveLinX sensor node (WPN, WLN) to your space lighting design!

Allows to:

- Keeps luminaire aesthetics
- Connect fixtures without the realstate to include sensor option such as downlights
- Connect sealed fixtures without a standard sensor option such as products for clinical space.

Integrated Controls Options

Option	Out of the Box Functionality	Luminaire Level Lighting Control (LLC)	Automatic Dimming Photocell	Occupancy Sensing	CCT Control*
WLS	X	X	X	X	
WLN		X			
WPS		X	X	X	X
WPN		X			X

Note: *WaveLinX utilizes scenes to allow users to change an area's fixtures Correlated Color Temperature (CCT) and intensity using a commissioned wireless wallstation scene controller. To enable CCT adjustments through WaveLinX, include WPS or WPN devices in addition to VividTune or BioUp technologies for integrated fixture control. WPS with CCT controls the intensity of the fixture; an additional, externally mounted control device is needed to control the CCT. See [RSP-P-010-347](#). The WNPS option is available with WLS or WPS sensors. Must be specified when ordered. Also note that WLS and WPS are also compatible with ESP-L-010-347 and ESP-P-010-347, respectively. Learn more about WaveLinX EM [here](#).

Systems comparison chart

Cooper Lighting Solutions provides many lighting system solutions designed to satisfy code requirements and meet the unique needs of any project.



Luminaire with standalone sensor



Standalone Spaces WaveLinX LITE



Standalone Spaces WaveLinX CAT



Networked Spaces WaveLinX PRO



Enterprise WaveLinX CORE

	Luminaire with standalone sensor	Standalone Spaces WaveLinX LITE	Standalone Spaces WaveLinX CAT	Networked Spaces WaveLinX PRO	Enterprise WaveLinX CORE
Occupancy	Yes	Yes	Yes	Yes	Yes
Daylighting	Yes	Yes	Yes	Yes	Yes
Wallstations	-	Yes	Yes	Yes	Yes
Gateways	-	-	-	1 WAC	300 WACs
Devices (MAX)	-	40 per Area (1120 per space)	40 per Area	200 per WAC2	32,500 per CORE Enterprise
Software	-	WaveLinX LITE Mobile App	WaveLinX CAT Mobile App	WaveLinX Mobile App	CORE
Areas	-	28 per Space	Unlimited	50 per WAC2	up to 3,000
Zones	-	16 per Area	16 per Area	16 per Area	up to 9,000
Scheduling	-	-	-	Local	Global
VividTune™	-	-	-	Yes	Yes
Plug-Load Control	-	Yes	Yes	Yes	Yes
Low-Voltage Power	-	-	Yes	Yes	Yes
Integration	-	-	-	-	BACnet, API
Dashboards	-	-	-	-	Energy, Occupancy
Configuration	-	Installer	Installer	Technician	Technician / IT