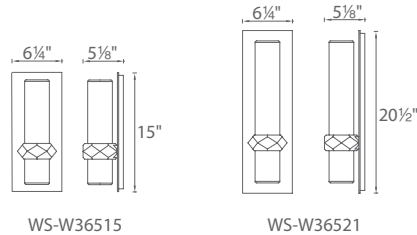



SENTINEL – model: WS-W36515/W36521

LED Outdoor



Fixture Type:

Catalog Number:

Project: _____

Location: _____

PRODUCT DESCRIPTION

Stately etched opal glass enhanced with a casted diamond bangle. Sumptuous aesthetics merges with advanced technology lighting for upscale spaces. Mounts upward or downward.

FEATURES

- Wet location listed, IP65 rated
- CEC Title 24 compliant
- Aluminum construction with mouth blown etched opal glass
- Dimming with electronic low voltage (ELV) dimmer
- No transformer or driver required
- 80,000 hour rated life
- Color Temp: 3000K
- CRI: 90

SPECIFICATIONS

Construction: Aluminum with etched opal glass

Light Source: High output LED


Dimming: Dims to 10% with an electronic low voltage (ELV) dimmer

Mounting: Mounts directly to junction box

Finish: Oil Rubbed Bronze (ORB)

Standards: ETL & cETL listed.

ORDER NUMBER

Model	Length	Wattage	Voltage	LED Lumens	Delivered Lumens	Finish
WS-W36515	15"	15W	120V	914	580	ORB Oil Rubbed Bronze 
WS-W36521	21"	24W	120V	1488	965	

Example: **WS-W36521-ORB**

REPLACEMENT GLASS

Model	Fixture
RPL-GLA-36515-01	WS-W36515
RPL-GLA-36521-01	WS-W36521

modernforms.com
Phone (800) 526.2588
Fax (800) 526.2585

Headquarters/Eastern Distribution Center
44 Harbor Park Drive
Port Washington, NY 11050

Central Distribution Center
1600 Distribution Ct
Lithia Springs, GA 30122

Western Distribution Center
1750 Archibald Avenue
Ontario, CA 91760