

Project		Catalog #		Type	
Prepared by		Notes		Date	



### Interactive Menu

- Ordering Information [page 2](#)
- Mounting Details [page 3](#)
- Energy and Performance Data [page 3](#)
- Optical Distributions [page 4](#)

# Streetworks

## Archeon Medium

### Roadway Luminaire

#### Product Certifications & Features



## Product Specifications

### OPTICAL

- 5 patented AccuLED high efficiency roadway and area optical distributions
- 7 color temperature options
  - » 70 CRI: 2200K, 2700K, 3000K, 3500K, 4000K, 5000K
  - » 80 CRI: 2700K
- House side shield for spill light control; available factory-installed or as field-installed accessory.

### ELECTRICAL

- 120-277V, 240-480V, 347V, and 480V; 50/60Hz
- Standard 0-10V dimming
- 10kV and 20kV surge protection options with series or parallel configurations
- -40°C to 40°C ambient temperature operating range
- Standard 3-position terminal block

### PHYSICAL CHARACTERISTICS

- Heavy-duty die-cast aluminum housing and door
- Lineman-friendly features standard for easy maintenance. Includes tool-less entry and 3-position terminal block with easy access for service wires
- Four-bolt / two-bracket slipfitter with cast-in pipe stop and 2.5" leveling steps
- Fixed-in-place bird guard seals around 1-1/4" to 2" (1-5/8" to 2-3/8" O.D.) mounting arms
- Optional 15" pole mount arm available with round pole adapter and mounting hardware included
- Housing finished in 5-stage super TGIC polyester powder coat paint, 2.5 mil nominal thickness

- 5 standard color options. RAL and custom colors also available. (Additional charges and lead time apply)

### CONTROLS

- Available with ANSI C136.10 3-pin or C136.41 7-pin control receptacle.
- Optional Field Adjustable Dimming Control (FADC) module allows for manual adjustment of lumen output and power usage; factory preset to highest output level. Enables a single SKU to cover multiple field applications
- Optional 4-pin Zhaga Book 18 receptacle for integration of onboard sensors with DALI- and D4i-enabled drivers
- Fully compatible with CLS Trellix Infrastructure UNB (Ultra Narrow Band) and cellular network lighting controls platforms. Enables wireless collection of luminaire performance and status data and asset management for luminaires installed in the field

### COMPLIANCE

- Meets ANSI C136.25 for IP66 optical enclosure rating
- Meets ANSI C136.31 for 3G luminaire vibration. Customer is responsible for engineering analysis to confirm pole and fixture compatibility for all applications
- Meets ANSI C136.15 for luminaire field identification label standard
- Meets ANSI C136.22 internal label standard
- Safety listing - Wet Location UL 1598
- 3,000-hours per ASTM B117, with a scribe rating of 7 per ASTM D1654 for standard color finish

- DarkSky approved for 3000K CCT and warmer, with mounting options less than 10° of tilt.
- DLC and DLC Premium listed – visit [designlights.org](http://designlights.org) to confirm listed variations
- BAA domestic preference option meets BAA requirements. See [DOMESTIC PREFERENCES](http://DOMESTIC PREFERENCES) website or consult the CLS Domestic Preferences team for more information
- FHWA and FTA agencies are utilizing their BAA rules for BABA compliance. Cooper's products with a BAA designation are manufactured in the US and utilize a BAA COTS exemption rule for compliance. To verify a configured product with specific accessories and options meet BABA Domestic Preference Requirements; submit this catalog number to Cooper Lighting Quotation team for validation by our Engineering and Manufacturing teams. Please refer to the [DOMESTIC PREFERENCES](http://DOMESTIC PREFERENCES) website or consult the CLS Domestic Preferences team for more information. Components shipped separately may be separately analyzed under domestic preference requirements.

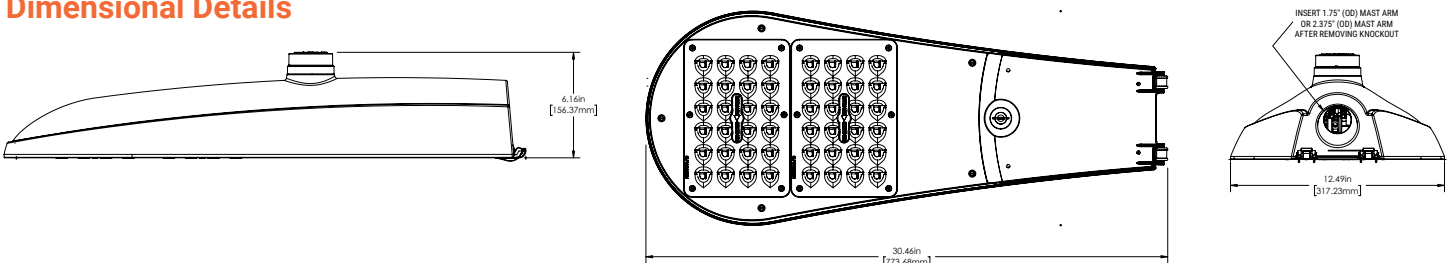
### SHIPPING DATA

- Approximate Net Weight: 18 lbs. (8.16 kgs.)
- Effective Projected Area: 0.71 sqft
- Carton Size: 14 5/8" x 7 1/4" x 31 1/8"
- Pallet Size: 50" x 50"
- Cartons/Pallet: 24

### WARRANTY

- Five year limited warranty, consult website for details [www.cooperlighting.com/legal](http://www.cooperlighting.com/legal)

## Dimensional Details



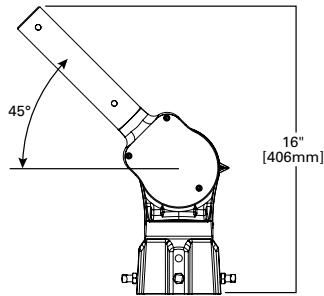
## Ordering Information

SAMPLE ORDER NUMBER: ARCH-M-PA2-40-740-U-T2R-A15-AP-10K-PR

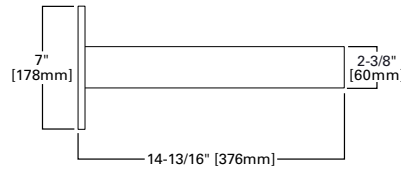
Product Family <sup>1,2</sup>	Light Engine	Wattage Bucket	Color Temperature	Voltage	Distribution	Mounting	Finish
<b>ARCH-M</b> =Archeon Medium <b>BAA-ARCH-M</b> =Archeon Medium Buy American Act Compliant <sup>28</sup> <b>TAA-ARCH-M</b> =Archeon Medium Trade Agreements Act Compliant <sup>28</sup> <b>BABA-ARCH-M</b> =Archeon Medium Build America Buy America Act Compliant <sup>33</sup>	<b>PA2</b> =(2) Direct Mount Rectangle (48 LED)	<b>40</b> <b>50</b> <b>60</b> <b>70</b> <b>80</b> <b>90</b> <b>100</b> <b>110</b> <b>120</b> <b>130</b> <b>140</b> <b>150</b> <b>160</b>	<b>722</b> =70CRI, 2200K <b>727</b> =70CRI, 2700K <b>730</b> =70CRI, 3000K <b>735</b> =70CRI, 3500K <b>740</b> =70CRI, 4000K <b>750</b> =70CRI, 5000K <b>827</b> =80CRI, 2700K <sup>6</sup> <b>AMB</b> =Amber, 590nm <sup>18,24</sup>	<b>U</b> =Universal (120-277V) <b>8</b> =480V <sup>4,5</sup> <b>9</b> =347V <sup>4</sup> <b>DV</b> =277-480V DuraVolt Drivers <sup>4,5,30</sup>	<b>T2R</b> =Type II Roadway <b>T2U</b> =Type II Urban <b>T3</b> =Type III <b>T4W</b> =Type IV Wide <b>5WQ</b> =Type V Square Wide	<b>[Blank]</b> =None <b>A15</b> =15" Straight Mast Arm <sup>14</sup> <b>ASJS15</b> =Adjustable Slipfitter (Factory set at 15° degrees) <b>ASJS25</b> =Adjustable Slipfitter (Factory set at 25° degrees) <b>ASJS45</b> =Adjustable Slipfitter (Factory set at 45° degrees)	<b>AP</b> =Grey <b>BZ</b> =Bronze <b>BK</b> =Black <b>DP</b> =Dark Platinum <b>WH</b> =White
Options (Add as Suffix)				Controls			
<b>10K</b> =Series 10kV UL 1449 Surge Protective Device <b>20K</b> =Series 20kV UL 1449 Surge Protective Device <b>20KI</b> =Series 20kV UL 1449 Surge Protective Device with light indicator <b>10MSP</b> =Parallel 10kV MOV Surge Protective Device <b>20MSP</b> =Parallel 20kV MOV Surge Protective Device <b>K</b> =Level Indicator <b>HA</b> =50°C High Ambient Temperature <b>HSS</b> =Factory Install House Side Shield <sup>13</sup> <b>PSC</b> =Photocontrol Shorting Cap <b>NPC</b> =NEMA Photocontrol - Multi-Tap <b>LLPC</b> =Longlife Photocontrol Included <b>FADC</b> =Field Adjustable Dimming Controller <sup>25</sup> <b>CC</b> =Coastal Construction <sup>26</sup> <b>DXXXX</b> =Department of Transportation - Customer specific details <sup>31</sup> <b>UXXXX</b> =Utility - Customer specific details <sup>31</sup>				<b>PR</b> =NEMA 3-PIN Twistlock Photocontrol Receptacle <sup>7</sup> <b>PR7</b> =NEMA 7-PIN Twistlock Photocontrol Receptacle <b>SPB1</b> =Dimming Occupancy Sensor with Bluetooth Interface, <8' Mounting <sup>27</sup> <b>SPB2</b> =Dimming Occupancy Sensor with Bluetooth Interface, 8'-20' Mounting <sup>27</sup> <b>SPB4</b> =Dimming Occupancy Sensor with Bluetooth Interface, 21'-40' Mounting <sup>27</sup> <b>MS/DIM-L08</b> =Motion Sensor for Dimming Operation, Maximum 8' Mounting Height <sup>8,9</sup> <b>MS/DIM-L20</b> =Motion Sensor for Dimming Operation, Maximum 9' - 20' Mounting Height <sup>8,9</sup> <b>MS/DIM-L40</b> =Motion Sensor for Dimming Operation, Maximum 21' - 40' Mounting Height <sup>8,9</sup> <b>LWR-LW</b> =Enlighted Wireless Sensor, Wide Lens for 8' - 16' Mounting Heights <sup>8,10,11</sup> <b>LWR-LN</b> =Enlighted Wireless Sensor, Narrow Lens for 16' - 40' Mounting Heights <sup>8,10,11</sup> <b>WPS2XX</b> =WaveLinX Pro, SR Driver, Dimming Motion and Daylight, WAC Programmable, 7' - 15' Mounting <sup>21,22,23,32</sup> <b>WPS4XX</b> =WaveLinX Pro, SR Driver, Dimming Motion and Daylight, WAC Programmable, 15' - 40' Mounting <sup>21,22,23,32</sup> <b>5LTD</b> =DALI <sup>3</sup>			
Accessories (Order Separately) <sup>17,29</sup>							
<b>OA / RA1013</b> =Photocontrol Shorting Cap OA1223=10kV Surge Module Replacement <b>OA/RA1014</b> =NEMA Photocontrol - 120V <b>OA/RA1016</b> =NEMA Photocontrol - Multi-Tap <b>OA/RA1027</b> =NEMA Photocontrol - 480V <b>OA/RA1201</b> =NEMA Photocontrol - 347V <b>OA1223</b> =10kV Surge Module Replacement <b>A15-XX</b> =Arm (15" Straight Arm) <sup>14,15</sup> <b>ASJS15-XX</b> =Adjustable slipfitter (Factory set at 15 degrees) <sup>16</sup>				<b>ASJS25-XX</b> =Adjustable slipfitter (Factory set at 25 degrees) <sup>16</sup> <b>ASJS45-XX</b> =Adjustable slipfitter (Factory set at 45 degrees) <sup>16</sup> <b>FSIR-100</b> =Wireless Configuration Tool for Occupancy Sensor <sup>17</sup> <b>HS-ARCH</b> =Field Install ARCH House Side Shield <sup>13,15</sup> <b>VGS-ARCH</b> =Short Vertical Drop Shield <b>VGL-ARCH</b> =Long Vertical Drop Shield			
<b>NOTES:</b> 1. Customer is responsible for engineering analysis to confirm pole and fixture compatibility for all applications. Refer to our white paper WPS13001EN for additional support information. 2. Nominal wattage values will be labeled on fixture as per ANSI C136.15. For specific fixture wattage, refer to Power and Lumens table. 3. Only available in universal voltage. 4. Not available at 40W or 50W. 5. 480V not to be used with ungrounded or impedance grounded systems. 6. Extended lead times may apply. 7. If "PR" selected, dimming functionality not available. Dimming leads will be capped. 8. Only available in Universal voltage. 9. The FSIR-100 accessory is required to adjust parameters. 10. Enlighted wireless system is not available with photocontrol receptacle (not required) 11. Enlighted wireless sensors are factory installed and require network components LWP-EM-1, LWP-GW-1, and LWP-PoE in appropriate quantities. See website for Enlighted application information. 12. HA option not available with the following configurations, 347/480V 150W and 160W if paired with HS-ARCH or 5LTD 140 160W. 13. HSS not available with 5WQ distribution. 14. Round pole adapter and mounting hardware included. "M" drill pattern. 15. Archeon Medium requires two house side shields. 16. Replace XX with color designation. 17. This tool enables adjustment of parameters including high and low modes, sensitivity, time delay, cutoff and more. Consult your lighting representative at Cooper Lighting Solutions for more information. 18. Amber 590nm +/- 5nm for wildlife and observatory use. Supplied in PA2-60 wattage bucket only. 19. Utilizes internal step-down transformer when 347V or 480V is selected.				20. Controls system is not available with photocontrol (BPC), photocontrol receptacle (PR or PR7), or other controls systems (MS, LWR, DALI, or DIM). 21. Replace XX with sensor color (WH, BZ or BK). 22. Sensor passive infrared (PIR) may be overly sensitive with operating below -20°C (-4°F). 23. For this device to be field-configurable, requires WAC Gateway components WAC-PoE and WPOE-120 in appropriate quantities. Only compatible with WaveLinX system and software and requires system components to be installed for operation. See website for more WaveLinX application information. 24. Not available with HA option. 25. Cannot be used with PR7 or other motion response control options. 26. Coastal construction finish salt spray tested to over 5,000-hours per ASTM B117, with a scribe rating of 9 per ASTM D1654. 27. Smart device with Sensor Configuration mobile application by Wattstopper required to change system defaults. 28. Only product configurations with these designated prefixes are built to be compliant with the Buy American Act of 1933 (BAA) or Trade Agreements Act of 1979 (TAA), respectively. Please refer to <a href="#">DOMESTIC PREFERENCES</a> website for more information. Components shipped separately may be separately analyzed under domestic preference requirements. 29. Accessories sold separately will be separately analyzed under domestic preference requirements. Consult factory for further information. 30. DuraVolt drivers feature added protection from power quality issues such as loss of neutral, transients and voltage fluctuations. Visit <a href="http://www.signify.com/duravolt">www.signify.com/duravolt</a> for more information. Not available in 70W or below. Not available with any control option except SPB. 31. Customer specific specifications utilizes standard products with small adjustments to meet unique requirements such as packaging, labels, wattage adjustments, etc. 32. Controls system is not available with photocontrol receptacles (PR, PR7) or other controls systems (FADC, SPBX). Only product configurations with these prefixes are built to be compliant with the Buy American Act of 1933 (BAA) or the Build America Buy America Act (BABA). BABA is the minimum Government compliance requirement for the Build America Buy America standards which is part of the Infrastructure and Investment Jobs Act (IIJA). Individual Government Agencies may have more stringent compliance standards. Please refer to the <a href="#">DOMESTIC PREFERENCES</a> website or consult the CLS Domestic Preferences team for more information. Components shipped separately may be separately analyzed under domestic preference requirements.			

## Mounting Details

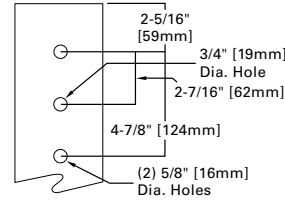
**Adjustable Slipfitter Offset Arm**



**15" Straight Arm**



**Type "M" - Drilling Pattern**



## Energy and Performance Data

### Power and Lumens (PA2 Light Engine)

[Supplemental Performance Guide](#)

Light Engine - PA2*	PA2-40	PA2-50	PA2-60	PA2-70	PA2-80	PA2-90	PA2-100	PA2-110	PA2-120	PA2-130	PA2-140	PA2-150	PA2-160	
<b>Power (Watts)</b>	38	48	63	73	83	92	101	111	122	131	141	151	161	
<b>Wattage Label</b>	40	50	60	70	80	90	100	110	120	130	140	150	160	
<b>Input Current @ 120V (A)</b>	0.318	0.399	0.527	0.609	0.693	0.768	0.846	0.925	1.020	1.100	1.180	1.260	1.340	
<b>Input Current @ 277V (A)</b>	0.145	0.178	0.243	0.275	0.309	0.342	0.374	0.407	0.453	0.486	0.518	0.553	0.586	
<b>Input Current @ 347V (A)</b>	--	--	0.188	0.216	0.245	0.271	0.298	0.325	0.371	0.400	0.428	0.458	0.487	
<b>Input Current @ 480V (A)</b>	--	--	0.146	0.165	0.185	0.203	0.222	0.240	0.286	0.304	0.323	0.344	0.363	
<b>Optics</b>														
<b>T2R</b>	4000K/5000K Lumens	6,489	8,063	10,434	11,891	13,299	14,714	15,925	17,033	18,278	19,311	20,317	21,323	22,189
	Bug Rating	B1-U0-G1	B1-U0-G2	B1-U0-G2	B2-U0-G2	B2-U0-G2	B2-U0-G2	B2-U0-G2	B2-U0-G2	B2-U0-G2	B2-U0-G2	B2-U0-G3	B2-U0-G3	B2-U0-G3
	3000K Lumens	5,911	7,342	9,502	10,829	12,111	13,400	14,501	15,512	16,646	17,586	18,502	19,418	20,206
	Bug Rating	B1-U0-G1	B1-U0-G2	B1-U0-G2	B1-U0-G2	B2-U0-G2	B2-U0-G2	B2-U0-G2	B2-U0-G2	B2-U0-G2	B2-U0-G2	B2-U0-G3	B2-U0-G3	B2-U0-G3
<b>T2U</b>	4000K/5000K Lumens	6,411	7,965	10,306	11,747	13,138	14,535	15,731	16,826	18,056	19,076	20,070	21,064	21,918
	Bug Rating	B2-U0-G2	B2-U0-G2	B2-U0-G2	B3-U0-G3	B3-U0-G3	B3-U0-G3	B3-U0-G3	B3-U0-G3	B3-U0-G3	B3-U0-G3	B3-U0-G3	B3-U0-G3	B3-U0-G3
	3000K Lumens	5,838	7,253	9,385	10,698	11,963	13,238	14,325	15,323	16,443	17,373	18,277	19,182	19,961
	Bug Rating	B2-U0-G1	B3-U0-G1	B3-U0-G1	B3-U0-G2	B3-U0-G2	B3-U0-G2	B4-U0-G2	B4-U0-G2	B4-U0-G2	B3-U0-G2	B4-U0-G2	B4-U0-G2	B4-U0-G2
<b>T3</b>	4000K/5000K Lumens	6,649	8,013	10,367	11,816	13,216	14,621	15,825	16,926	18,164	19,190	20,190	21,189	22,050
	Bug Rating	B1-U0-G2	B1-U0-G2	B2-U0-G2	B2-U0-G2	B2-U0-G2	B2-U0-G2	B2-U0-G3	B2-U0-G3	B2-U0-G3	B2-U0-G3	B2-U0-G3	B3-U0-G3	B3-U0-G3
	3000K Lumens	5,873	7,297	9,441	10,761	12,036	13,317	14,410	15,415	16,542	17,476	18,388	19,297	20,081
	Bug Rating	B1-U0-G2	B1-U0-G2	B2-U0-G2	B2-U0-G2	B2-U0-G2	B2-U0-G2	B2-U0-G2	B2-U0-G3	B2-U0-G3	B2-U0-G3	B2-U0-G3	B3-U0-G3	B3-U0-G3
<b>T4W</b>	4000K/5000K Lumens	6,416	7,971	10,313	11,756	13,147	14,547	15,742	16,839	18,070	19,091	20,085	21,080	21,936
	Bug Rating	B1-U0-G2	B1-U0-G2	B2-U0-G3	B2-U0-G3	B2-U0-G3	B2-U0-G3	B2-U0-G3	B3-U0-G3	B3-U0-G3	B3-U0-G3	B3-U0-G3	B3-U0-G3	B3-U0-G4
	3000K Lumens	5,843	7,259	9,392	10,706	11,973	13,247	14,336	15,334	16,455	17,385	18,292	19,197	19,977
	Bug Rating	B1-U0-G2	B1-U0-G2	B2-U0-G3	B2-U0-G3	B2-U0-G3	B2-U0-G3	B2-U0-G3	B2-U0-G3	B3-U0-G3	B3-U0-G3	B3-U0-G3	B3-U0-G3	B3-U0-G3
<b>5WQ</b>	4000K/5000K Lumens	6,619	8,223	10,640	12,127	13,563	15,007	16,241	17,372	18,642	19,694	20,721	21,747	22,629
	Bug Rating	B3-U0-G1	B3-U0-G2	B4-U0-G2	B4-U0-G2	B4-U0-G2	B4-U0-G2	B4-U0-G3	B4-U0-G3	B4-U0-G3	B4-U0-G3	B4-U0-G3	B5-U0-G3	B5-U0-G3
	3000K Lumens	6,029	7,489	9,690	11,043	12,353	13,666	14,789	15,820	16,977	17,935	18,870	19,804	20,609
	Bug Rating	B3-U0-G1	B3-U0-G2	B4-U0-G2	B4-U0-G2	B4-U0-G2	B4-U0-G2	B4-U0-G3	B4-U0-G3	B4-U0-G3	B4-U0-G3	B4-U0-G3	B5-U0-G3	B5-U0-G3

## Energy and Performance Data

### Lumen Maintenance

Light Engine	Ambient Temperature	TM-21 Lumen Maintenance (60,000 Hours)	Theoretical L70 (Hours)
PA2	Up to 40°C	> 98%	> 800,000

### Lumen Multiplier

Ambient Temperature	Lumen Multiplier
0°C	1.02
10°C	1.01
25°C	1.00
40°C	0.99
50°C	0.97

### FADC Settings

FADC Position	Percent of Typical Lumen Output
1	25%
2	48%
3	56%
4	65%
5	75%
6	80%
7	85%
8	90%
9	95%
10	100%

 [View Archeon Medium IES files](#)

Note: +/-5% typical value

## Optical Distributions

