

**PHILIPS**  
**bodine**

Emergency Ballasts

Linear Fluorescent

BDL60U



Project:

Type:

Model No:

Qty:

Date:

Notes:

Dry or Damp Locations  
Universal Input 120 through 277 VAC)  
One- or Two-lamp Operation

Product order number: BDL60UREDMD (metal case)

## Specifications

**UL LISTED** (UL 924 Emergency Lighting Equipment)

**Factory or Field Installation**  
(Indoor and Damp)

**Illumination Time**  
90 Minutes (Standard)

**Initial Light Output**  
300 - 700 Lumens

**Full Warranty**  
3 Years (NOT pro-rata)

**Universal Input Voltage**  
120 Through 277 VAC, 50 or 60 Hz

**AC Input Current**  
60 mA

**AC Input Power Rating**  
5.0 Watts

**Test Switch**  
Double Pole

**Battery**  
High-Temperature, Maintenance-Free  
Nickel-Cadmium Battery  
7- to 10-Year Life Expectancy

**Battery Charging Current**  
280 mA

**Recharge Time**  
24 Hours

**Charging Indicator Light**  
LED

**Temperature Rating (Ambient)**  
0°C to +50°C (32°F to 122°F)

**Dimensions**  
9.4" x 2.4" x 1.5"  
(238 mm x 60 mm x 38 mm)  
Mounting Center 8.9" (226 mm)

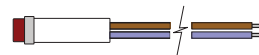
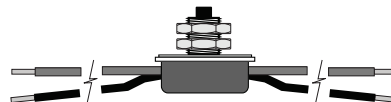
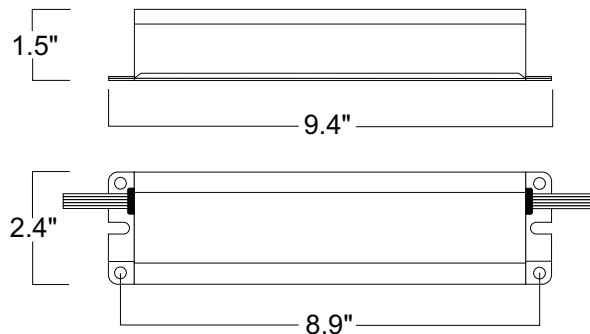
**Weight**  
2.5 lbs. (1.13 kg)

## Benefits:

- Emergency mode lumen output up to 700 lumens
- One- or Two-lamp operation
- Universal Input Voltage (120 through 277 VAC, 50/60 Hz)

## Dimensions

9.4" x 2.4" x 1.5" (mounting center - 8.9")



A test switch and charging indicator light is provided.



# BDL60U

## Flourescent Emergency Ballast, Damp Locations, 1 or 2-Lamp Operation

**Table 1** Lamp Compatibility

LAMP DIAMETER	BASE	WATTAGE (Length)	NO. of LAMPS (EMERGENCY)
1", 1 1/4", 1 1/2" T8, T9, T10, T12	Single or Bipin	17-40 W (2'-4')	2
		40-215 W (5'-8')	1

**Table 2** Initial Lumen Output

LAMP	LUMENS	
	1 Lamp	2 Lamps
FO32, FBO31 T8	575	625
FO25, FB024 T8	450	575
FO17, FB016 T8	375	550
FO96 T8	700	
F40T12, F40/U	350	375
F40T12/ES (34 W)	350	375
F96T12 HO, VHO	575	
F382D/4P	625	
F282D/4P	450	
F212D/4P	375	500
F162D/4P	300	375

### APPLICATION

The BDL60U Universal Input emergency ballast works in conjunction with an AC ballast to convert fluorescent fixtures into emergency lighting. The emergency ballast handles a wide range of input voltages and frequencies and consists of a high-temperature nickel-cadmium battery, charger and electronic circuitry in one compact red case. The BDL60U can be used with most 32 - 215 W (4' - 8') T8, T10 or T12 fluorescent lamps without integral starters, including U-shaped, HO, VHO, circline and energy-saving (see Table 1). It is also compatible with most 120 through 277 VAC (50 or 60 Hz) one-, two-, three- and four-lamp electronic, standard, energy-saving and dimming AC ballasts. If used in an emergency-only fixture, no AC ballast is necessary. The BDL60U is suitable for indoor and damp locations and for sealed & gasketed fixtures, including fixtures rated for wet locations. It is not suitable for air handling heated air outlets or wet or hazardous locations. For information about specific lamp and ballast compatibility, please call the factory. Recommended applications include: international line voltages from 120 through 277 VAC (50 or 60 Hz); drilling rigs where generators are the primary source of power; and other applications requiring higher tolerance of line voltage variation or harmonic distortion.

### OPERATION

When AC power fails, the BDL60U immediately switches to the emergency mode, operating either one or two lamps at a reduced lumen output for a minimum of 90 minutes. When AC power is restored, the BDL60U automatically returns to the charging mode.

### INSTALLATION

The BDL60U does not affect normal fixture operation and may be used with either a switched or unswitched fixture. If a switched fixture is used, an unswitched hot lead must be connected to the emergency ballast. The emergency ballast must be fed from the same branch circuit as the AC ballast. The emergency ballast may be installed inside, on top of or remote from the fixture. The BDL60U may be remotely installed up to half the distance the AC ballast manufacturer recommends removing the AC ballast from the lamp or up to 50 feet, whichever is less. Installation is not recommended with fixtures where the ambient temperature may fall below 0°C.

### EMERGENCY ILLUMINATION

Depending on the number (one or two), wattage and type of lamps selected, the BDL60U produces 300 to 700 lumens initial emergency light output (see Table 2). If two-lamp operation is selected, light output is evenly divided between the lamps for better distribution of emergency illumination.

### SPECIFICATION

Emergency lighting shall be provided by using a standard fluorescent fixture equipped with a Philips Bodine BDL60U Universal Input fluorescent emergency ballast. This emergency ballast shall consist of a high-temperature, maintenance-free nickel-cadmium battery, charger and electronic circuitry contained in one 9 3/8" x 2 3/8" x 1 1/2" red metal case. A solid-state charging indicator light to monitor the charger and battery, a double-pole test switch and installation hardware shall be provided. The emergency ballast shall be capable of operating [one or two] \_\_\_\_\_ fluorescent lamp(s) at \_\_\_\_\_ lumens (see Table 2) initial light output in the emergency mode for a minimum of 90 minutes. It shall be suitable for indoor and damp locations and for sealed & gasketed fixtures, including fixtures rated for wet locations. The BDL60U shall have 5 Watts of input power and a 14.4 Watt-hour battery capacity and shall comply with emergency standards set forth by the current NEC. The emergency ballast shall be UL Listed for installation inside, on top of or remote from the fixture and shall be warranted for a full three years from date of purchase.

### WARRANTY

Model BDL60U is warranted for three (3) full years from date of purchase. Please see detailed warranty information on our web site..

