

# PRODUCT DATASHEET

## CANOPY/GARAGE SQUARE S050 UNH D 8 SC2 S8 BZ P

CANOPY/GARAGE SQUARE DUAL BEAM | Dual beam square luminaire that can be used as a Canopy or Garage

---

### Areas of application

- Parking garages
- Covered walkways
- Entryways
- Canopy lighting



---

### Product features

- DUAL BEAM: one product seamlessly meets Canopy and Garage Optics requirements
- Up to 150 LPW
- Selectable CCTs: 3000/4000/5000K
- CRI > 80
- Selectable wattage and lumen outputs
- Embedded upright minimizes "cave effect" for a more welcoming space
- CONTROLS READY: sensor receptacle for standalone and LEDVANCE LINK, no wiring
- DLC Premium: assures high energy efficient and eligible for utility rebates
- Integrated photocell that can be disabled in the field
- Emergency Battery Backup options

---

## TECHNICAL DATA

### Electrical data

Nominal wattage	50.00 W
Nominal voltage	120...347 V

### Photometrical data

Luminous flux	4800 ... 8000 lm
Luminous efficacy	160 lm/W
Color temperature	3000 ... 5000 K
Color rendering index Ra	80

### Dimensions & Weight

Length	220.00 mm
Width	220.00 mm
Height	79.00 mm
Product weight	2000.00 g

### Materials & Colors

Product color	Bronze
Housing color	Bronze
Body material	Aluminum
Mercury content	0.0 mg

### Application & Mounting

Dimmable	Yes
Type of dimming	0-10V
Mounting type	Surface
Application environment	Outdoor
Replaceable light source	No











### Certificates & Standards

Replaceable light source (EPREL)	Not replaceable
----------------------------------	-----------------



### Additional product data


NAED	66410
------	-------

### Accessories Optional

Product image	Product name	EAN
	CANOPY MOUNTING PLATE 16 BZ	0046135606847
	CANOPY MOUNTING PLATE 12 WH	0046135606854
	CANOPY MOUNTING PLATE 16 WH	0046135606861
	Standalone Comissioning Remote HIBAY/AREA/CANOPY	0046135656231
	LINK WIRELESS CONTROLLER 5 KEY BATTERY BLE	0046135626364
	LINK CONTROLLER 3.5mm AUX12V BLE	0046135626302
	LINK SENSOR PIR 40FT 3.5mm BLE WH	0046135626340
	Standalone PIR Motion sensor PIR3-Pin Screw-in 39ft IP65 12V	0046135626647
	ADAPTER SENSOR ADAPTER 1A 3-PIN TO 3.5MM	0046135636523
	Standalone Microwave Motion Sensor 3-Pin Screw-in 49ft IP65 12V WH	0046135656224

DOWNLOAD DATA

Spec Sheets and Product Documents	Document name
 Extended installation guide	INSTALL MANUAL SQUARE CANOPY DUAL OPTICS
 Product Family Spec Sheet	LEDLUM234 LEDVANCE Luminaires DUAL SELECTABLE SQUARE CANOPY/GARAGE

Photometric and lighting design files	Document name
 IES file (IES)	IES LM79 SQUARE CANOPY GARAGE DUAL BEAM

## LOGISTICAL DATA

Product code	Packaging unit (Pieces/Unit)	Dimensions (length x width x height)	Gross weight	Volume
0046135664106	Folding box 1	257 mm x 260 mm x 128 mm	2258.00 g	8.55 dm <sup>3</sup>
4099854486005	Shipping box 2	276 mm x 278 mm x 286 mm	4974.00 g	21.94 dm <sup>3</sup>

The mentioned product code describes the smallest quantity unit which can be ordered. One shipping unit can contain one or more single products. When placing an order, for the quantity please enter single or multiples of a shipping unit.

## DISCLAIMER

Subject to change without notice. Errors and omission excepted. Always make sure to use the most recent release.