



Advance CertaDrive Indoor LED Drivers are designed to meet basic lighting needs. These drivers are offered with specific voltage-current settings and are, thus, optimized with specifications that are appropriately suited for the application, making LED conversion even more affordable.

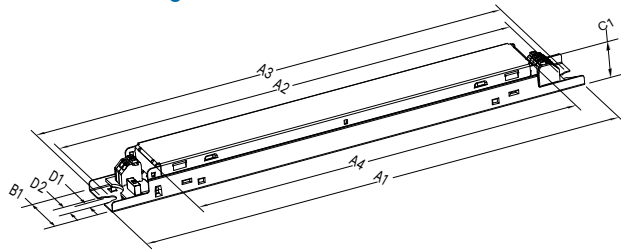
Specifications

Input Volt. (Vac)	Output Power (W)	Output Volt. (V)	Output Current (A)	Efficiency@ Max. Load and 70°C Case (%)	Max. Case Temp. (°C)	Input Current (A)	Max. Input Power (W)	THD @ Max. Load (%)	Power Factor @ Max. Load	Surge Protection (Ring-Wave, KV)	Envir. Protection Rating	Dim	Dimming Range (with specified dimmers)
120	22	28-48	0.40/ 0.45A	85	Tc-life: 70°C Tc-UL: 80°C	0.21	25.4	<20%	>0.90	2.5	UL damp & dry	0-10V Analog	10% ~ 100%
277				87		0.09							

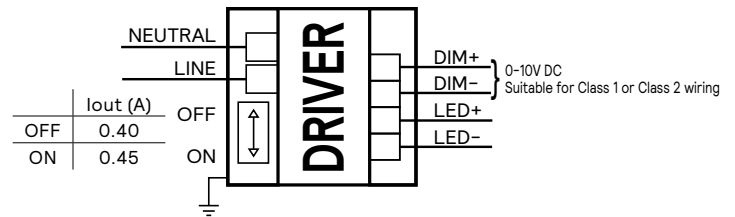
Enclosure

Item	In(mm)	Tolerance (mm)
Overall length (A1)	11.02 (280.0)	+/-0.5
Mounting Hole Distance (A2)	10.52 (267.3)	+/-0.5
Mounting Hole Distance (A3)	10.85 (275.6)	+/-0.5
Cover Length (A4)	8.81 (223.8)	+/-0.5
Case Width (B1)	1.18 (30.0)	+/-0.5
Case Height (C1)	0.83 (21.0)	+/-1.0
Mounting Hole Diameter (D1)	0.20 (5.08)	+/-0.3
Mounting Hole Diameter (D2)	0.30 (7.7)	+/-0.3

Mechanical Diagram



Wiring Diagram



Switch position default = OFF

WARNING:

- Install in accordance with national and local electrical code.
- Lead wires are 18AWG 90C solid or tinned stranded copper wire.
- Driver case must be grounded.



Intertek
Class P
Conforms to UL STD 8750
Certified to CAN/CSA STD C22.2
No. 250.13

CertaDrive X CI022C045V048CDX1

22W 0.4/0.45A 48V 0-10V 120-277V

Features

- 50,000+ hour lifetime¹
- Excellent thermal performance
- High power factor & low THD²

Benefits

- Enables long life luminaire designs
- Allows operability in indoor (low-bay) ambient conditions
- Suitable for commercial indoor applications

Application

- Indoor linear troffers, pendants
- Office areas
- Retail centers
- Educational facilities

Electrical Specifications

All the specifications are typical and at 25°C Tcase unless specified otherwise.

Product Data

Order Information	
Full Product Code	CI022C045V048CDX1 (Mid-Pack, 18pcs/Box) 12NC:929002721913
Line Frequency	50/60Hz
Min. Mains Voltage Operational	108Vac
Max. Mains Voltage Operational	305Vac
Output Information	
Maximum Open Circuit Voltage	60Vdc, Class 2 output
Output Current Ripple (ripple = peak to average / average)	30% max @ max lout
Output Current Tolerance (at maximum output current)	<8% ²
Protected	Short Circuit protection
Over Voltage Protection	52V+/-4V Hiccup mode protection
Features	
0-10V Dimming	See dim curve for detail.
Environment & Approbation	
Operating Ambient Temp. Range	-20°C to +40°C
Max Case Temperature (Tcase)	80°C, Tcase Life: 70°C
Agency Approbations	UL 8750, UL 1310, CSA 250.13, Class P (UL, CSA, ETL)
Electromagnetic Compliance	FCC Title 47 Part 15 Class A for 120Vac ~ 277Vac
Audible Noise	<24dB Class A
Weight	0.390Lbs / 0.177kgs

1. Advance CertaDrive LED drivers are manufactured to engineering standards correlating to a designed and average life expectancy of 50,000 hours of operation at maximum rated case temperature. Minimum 90% survivals based on MTBF modeling.
2. Note: power factor (PF) and total harmonic distortion (THD) may deviate under adverse mains voltage conditions outside nominal operation. Output current (I out) variation includes effects of line and load regulation, temperature variation and component tolerances.

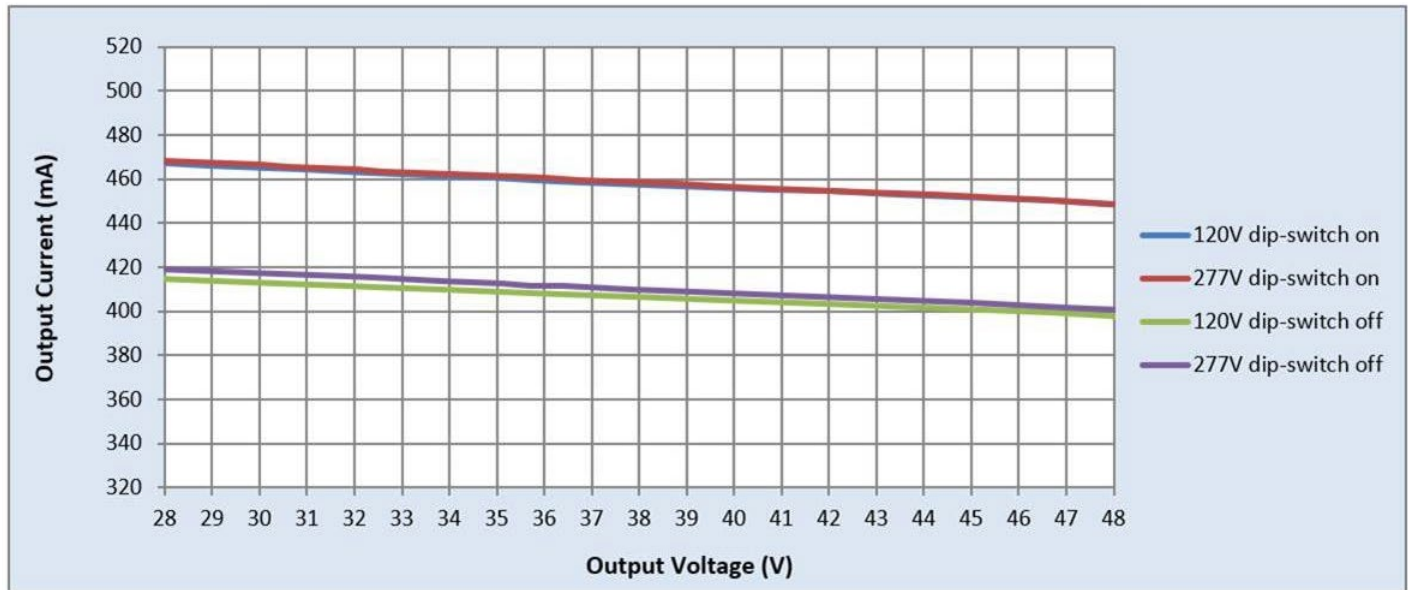
CertaDrive X CI022C045V048CDX1

22W 0.4/0.45A 48V 0-10V 120-277V

Electrical Specifications

All the specifications are typical and at 25°C Tcase unless specified otherwise.

I_{out} Vs. V_{out}



When designing LED board, please consider LED voltage increases due to cold temperature, forward voltage tolerance and aging to make sure LED voltage is always below 48V. Recommended typical LED voltage at room temperature 43V or below.

CertaDrive X CI022C045V048CDX1

22W 0.4/0.45A 48V 0-10V 120-277V

Electrical Specifications

All the specifications are typical and at 25°C Tcase unless specified otherwise.

0-10V Dimming Interface

Dimming source current from the driver: 100-250µA (@ 1<Vdim<8V)

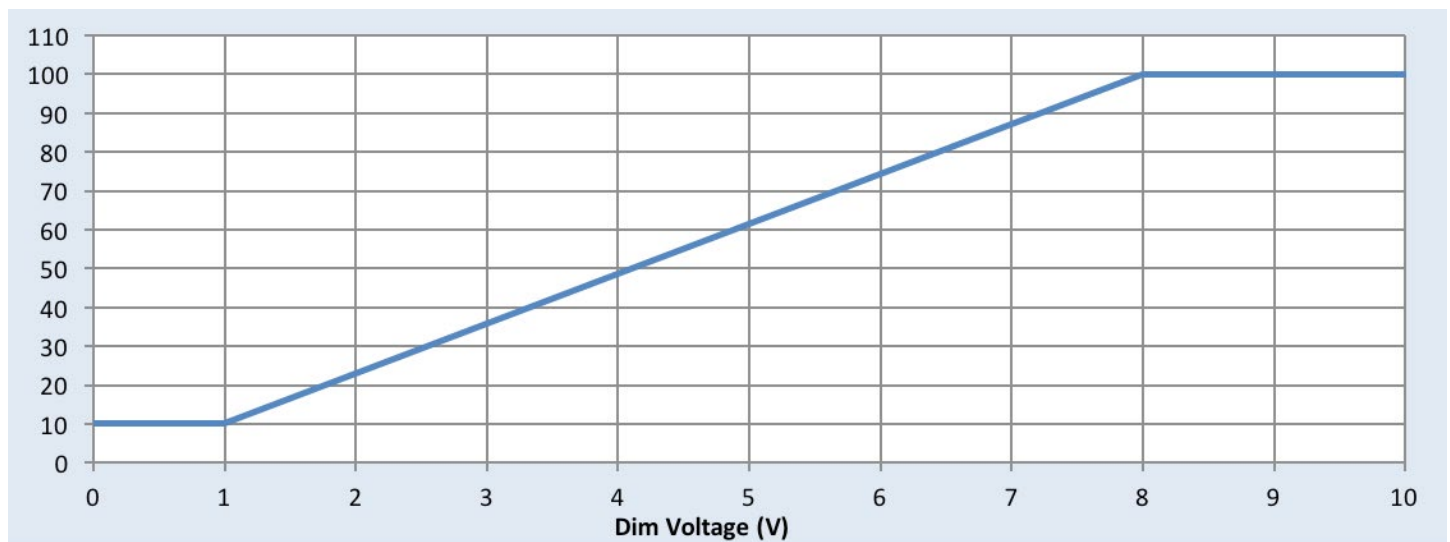
Minimum dim level: 10% of Iout

Maximum output voltage on the dimming wires: 12V

Leaking current of dimming leads: 0.01mA, recommended max number of control circuits in parallel, refer to Design in Guide.

Approved Dimmer List

Manufacturer	Manufacturer Part Number
Lutron	Visit www.lutron.com
Leviton	IllumaTech IP7 series
Philips	Sunrise - SR1200ZTUNV



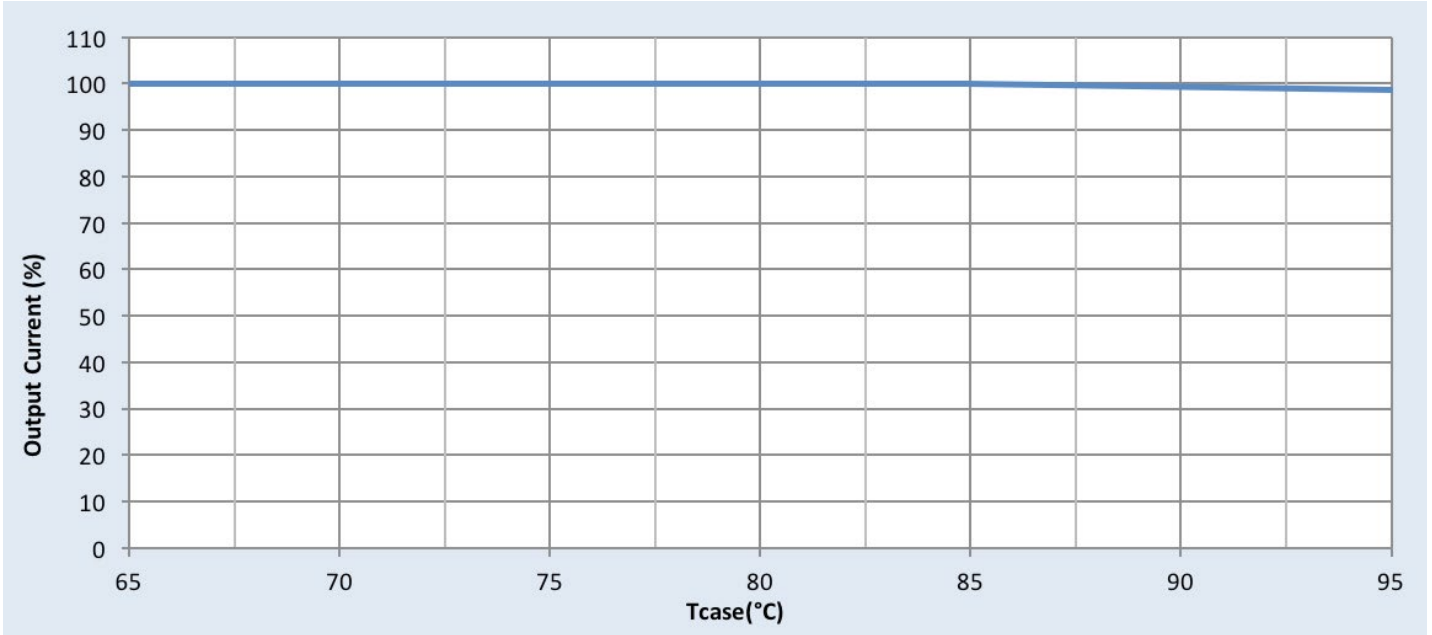
CertaDrive X CI022C045V048CDX1

22W 0.4/0.45A 48V 0-10V 120-277V

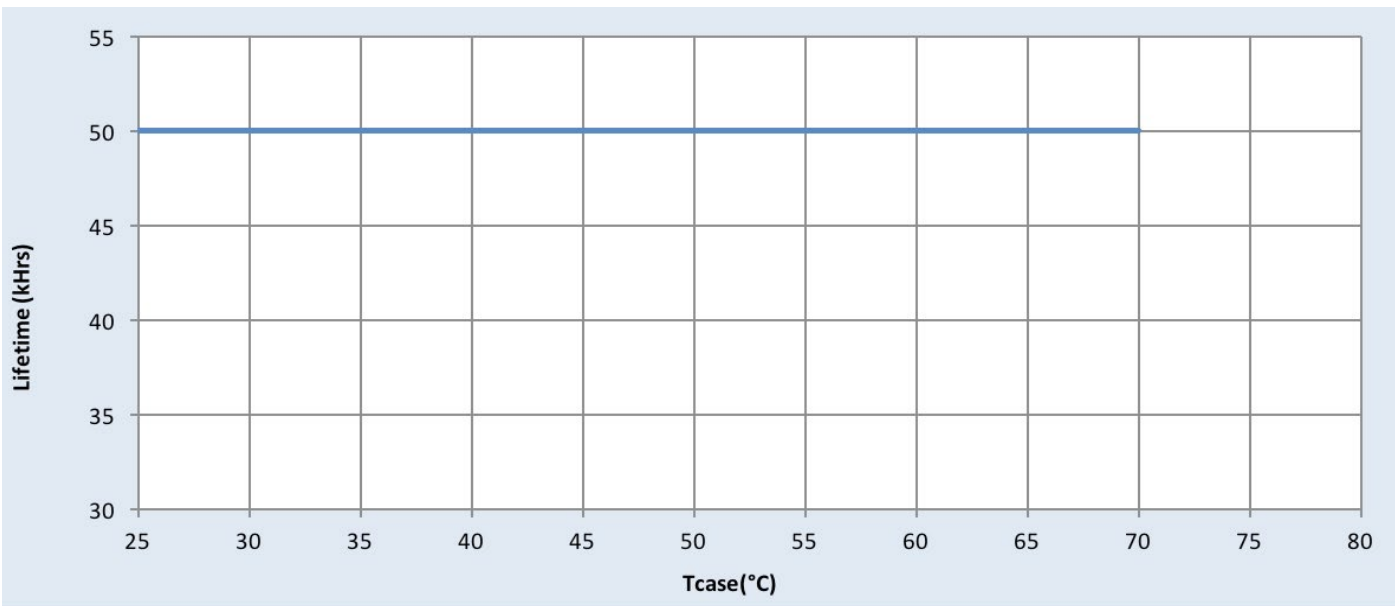
Electrical Specifications

All the specifications are typical and at 25°C Tcase unless specified otherwise.

Output Current Vs. Driver Case Temperature



Driver Lifetime vs. Driver Case Temperature



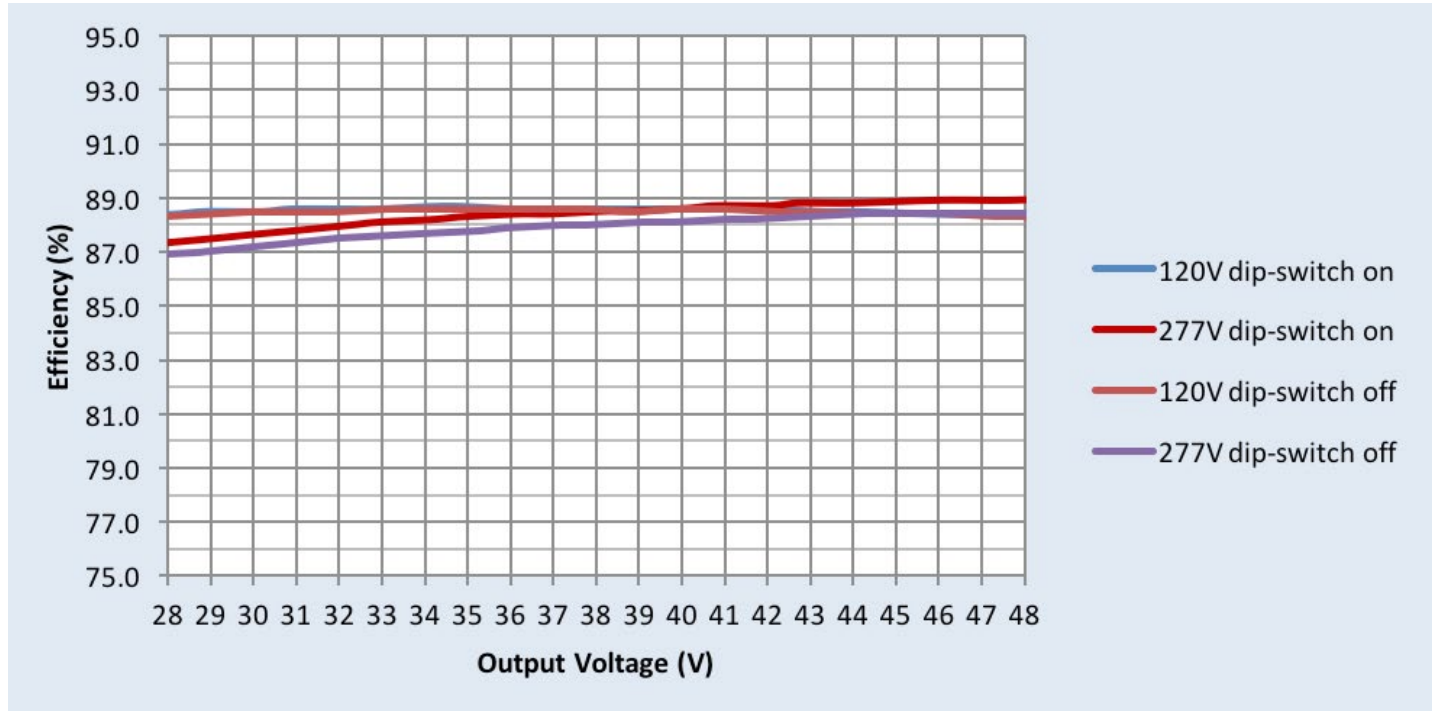
CertaDrive X CI022C045V048CDX1

22W 0.4/0.45A 48V 0-10V 120-277V

Performance Characteristics

Based on measurements on a typical sample at 70°C case. The accuracy of the measurements is within the tolerance of the measurement instruments.

Efficiency Vs. Output Voltage



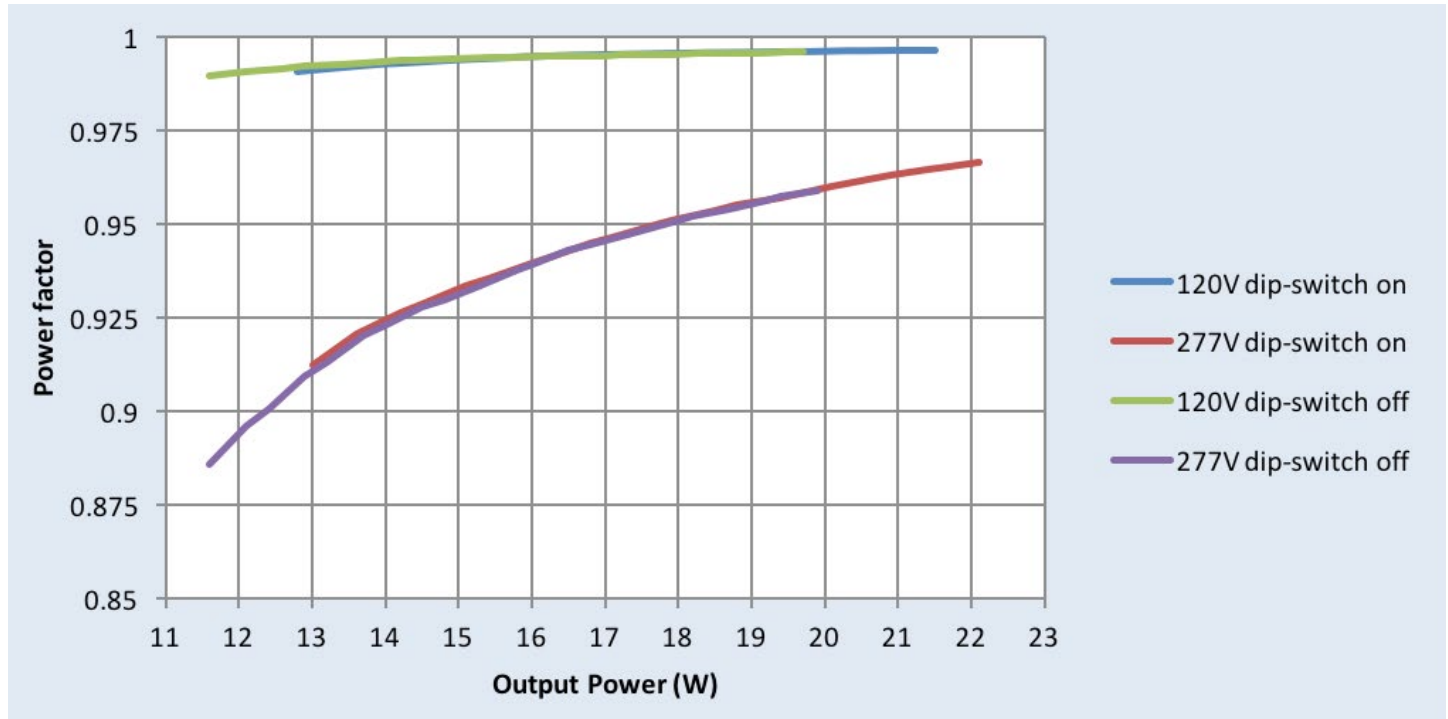
CertaDrive X CI022C045V048CDX1

22W 0.4/0.45A 48V 0-10V 120-277V

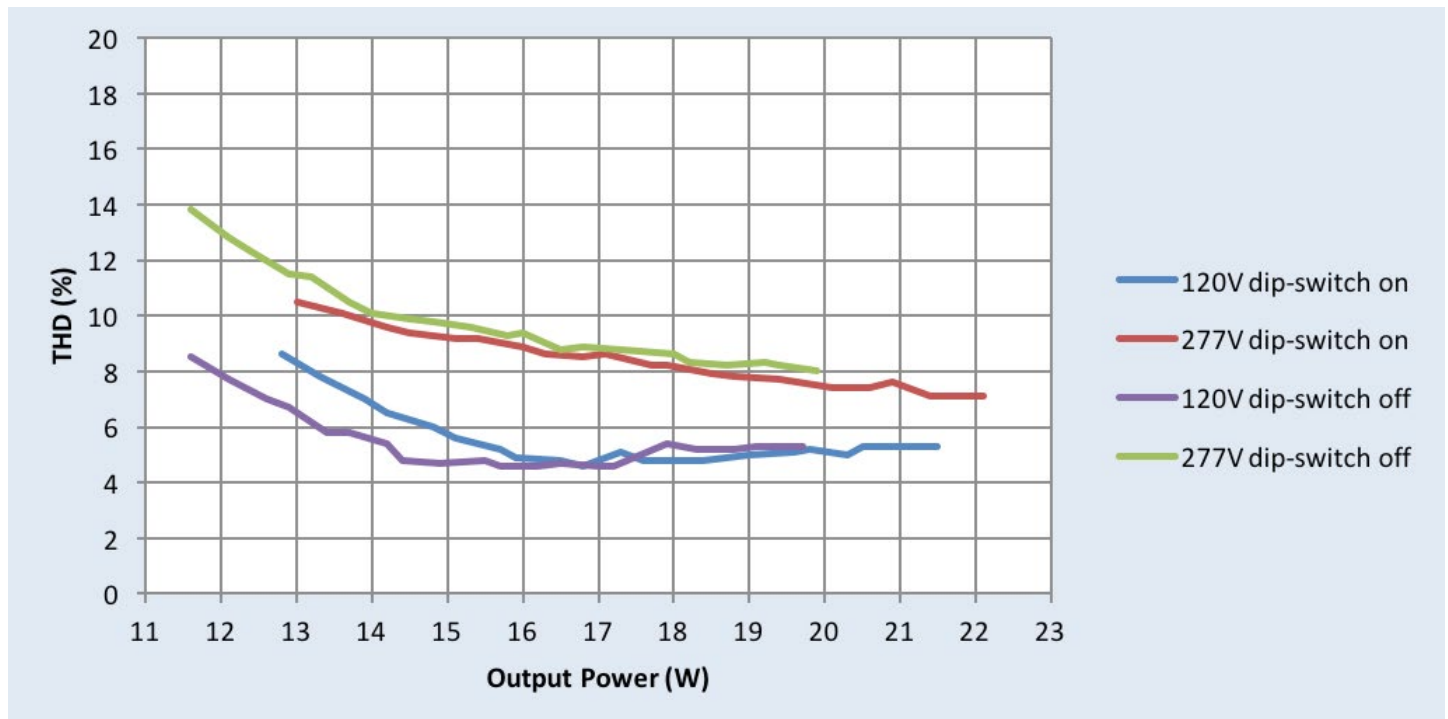
Performance Characteristics

Based on measurements on a typical sample at 70°C case. The accuracy of the measurements is within the tolerance of the measurement instruments.

Power Factor Vs. Output Power



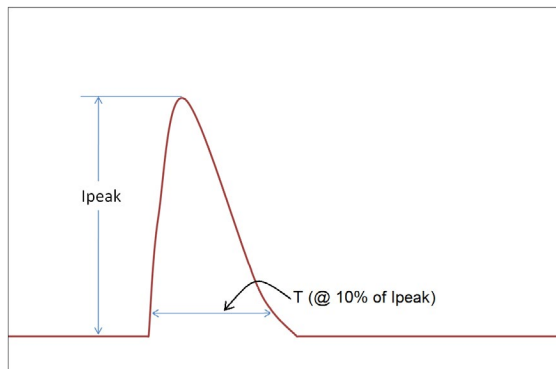
Total Harmonic Distortion (THD) Vs. Output Power



CertaDrive X CI022C045V048CDX1

22W 0.4/0.45A 48V 0-10V 120-277V

Inrush Current Info



Vin	Ipeak	T (@ 10% of Ipeak)
120 Vrms	8.1A	4.8 μ S
277 Vrms	17.4A	4.8 μ S

Inrush current is measured at peak of the corresponding line voltage. Source impedance per NEMA 410.

Lightning Surge Info

ANSI Surge Type	Differential Mode (L-N)	Common Mode (L-G, N-G, L&N-G)
100 kHz Ring Wave (w/t 30 Ω)	2.5kV	2.5kV

Isolation

Isolation	Input	Output	0-10V	Enclosure
Input	-	2xU+1kV	2xU+1kV	2xU+1kV
Output	2xU+1kV	-	2xU+1kV	500V
0-10V	2xU+1kV	2xU+1kV	-	2xU+1kV
Enclosure	2xU+1kV	500V	2xU+1kV	-

U = Max input voltage



© 2020 Signify Holding. All rights reserved. The information provided herein is subject to change, without notice. Signify does not give any representation or warranty as to the accuracy or completeness of the information included herein and shall not be liable for any action in reliance thereon. The information presented in this document is not intended as any commercial offer and does not form part of any quotation or contract, unless otherwise agreed by Signify.

Signify North America Corporation
200 Franklin Square Drive,
Somerset, NJ 08873
Telephone 855-486-2216

Signify Canada Ltd.
281 Hillmount Road,
Markham, ON, Canada L6C 2S3
Telephone 800-668-9008

All trademarks are owned by Signify Holding or their respective owners.