

Project Name:	Type:
Part Number:	Date:

6" CLICK-SURFACE MOUNT FIXTURE

SPECIFICATION FEATURES

- **Mechanical** - Die cast aluminum heat sink. Smooth diffuse polycarbonate lens. Galvanized steel bracket mounts to industry standard 4" junction boxes from below the ceiling.
- **Electrical** - Utilizing driver on board technology, the 120V, 50/60Hz driver dims to 10% using most forward or reverse phase dimmers. Go to www.greencreative.com for complete dimmer compatibility list.
- **Optical** - 2700K, 3000K, and 4000K color temperatures available. Minimum 110° beam angle. Minimum 90 CRI with 3-step SDCM LED binning.
- **Thermal** - Die cast aluminum heat design maximizes thermal dissipation. Rated Lifetime (L70): 50,000 hours. Fixture operating temperature: -4°F to 95°F (-20°C to 35°C)
- **Compliance and Warranty** - ETL Listed for WET locations. Air-tight rated. IC Rated. Complies with FCC 47CFR Part 15B consumer limits for EMI/RFI emissions. Compliant with NFPA® 70, NEC® Section 410.16 (A)(3) and 410.16 (C)(5). 5 year parts warranty for complete fixture.



122524



BENEFITS

- **Quick Installation** - Just push till you hear the CLICK
- **Flexible Installation** - Mount to 4" j-box and 4", 5" and 6" recessed housings
- **Shallow Design** - Fixture depth is just 1" below the ceiling
- **Better Color** - R9 of 60 and R13 of 90 produce richer reds and more natural skin tones
- **Environmental** - Installs almost everywhere with Wet location, IC and Air-tight ratings

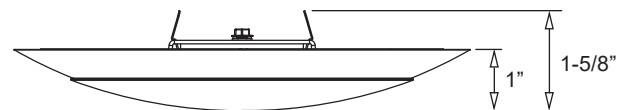
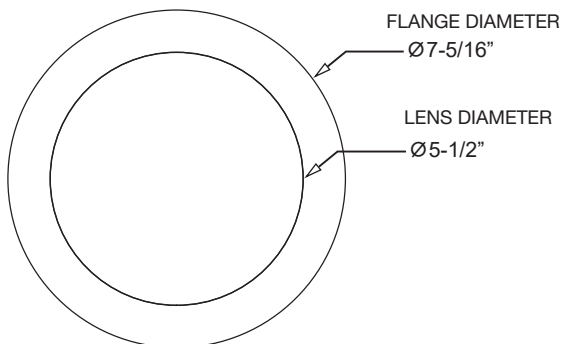
APPLICATIONS

- Residential new construction projects
- Hospitality remodel projects
- Commercial retrofit projects
- Closets, laundry rooms, pantries, bathrooms, hallways

ORDERING INFORMATION

Series	Size	CRI	CCT	Driver
<input checked="" type="checkbox"/> CLK CLICK	<input type="checkbox"/> 6 6"	<input checked="" type="checkbox"/> 9 CRI 90+	<input type="checkbox"/> 27 2700K	<input checked="" type="checkbox"/> DIM120V 120V, 50/60Hz, dims to 10%
	<input type="checkbox"/> 6HO 6" High Output		<input type="checkbox"/> 30 3000K	
			<input type="checkbox"/> 40 4000K	

DIMENSION & WEIGHT





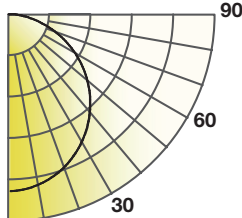
6" CLICK-SURFACE MOUNT FIXTURE

TECHNICAL INFORMATION

Series	Dimming	Input Voltage	Input Frequency	Input Current	Input Power	THD Power	Power Factor
CLK6	120V, Forward or Reverse Phase	120V	50 / 60Hz	61mA	11W	<20%	>0.9
CLK6HO	120V, Forward or Reverse Phase	120V	50 / 60Hz	82mA	15W	<20%	>0.9

PHOTOMETRY

CLK6/930/DIM120V

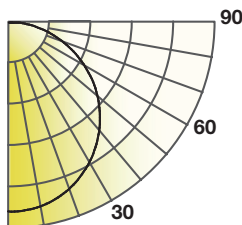


Lumens: 861 lm
CBCP: 290 cd
Power: 11 W
Efficacy: 78 lm/W
CRI: 94
Spacing Criteria: 1.25
Beam Angle: 113°

Candlepower Distribution		Initial Footcandles			Zonal Lumen Summary		
Angle (°)	Average (cd)	Height (ft)	Fc	Diameter (ft)	Zone	Lumens	%Fixt
0	290	1	431	3	0-30	225	26
5	288	2	108	6	0-40	369	43
15	278	3	48	9	0-60	655	76
25	259	5	17	15	0-90	855	99
35	231	10	4	30			
45	196						
55	156						
65	112						
75	67						
85	27						
90	12						

Nominal Performance			
CLK6/9xx/DIM120V			
CCT	2700K	3000K	4000K
Lumens	792	825	902
LPW	72	75	82

CLK6HO/930/DIM120V



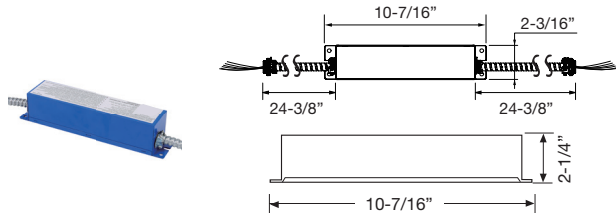


Lumens: 1167 lm
CBCP: 290 cd
Power: 15 W
Efficacy: 78 lm/W
CRI: 94
Spacing Criteria: 1.25
Beam Angle: 114°

Candlepower Distribution		Initial Footcandles			Zonal Lumen Summary		
Angle (°)	Average (cd)	Height (ft)	Fc	Diameter (ft)	Zone	Lumens	%Fixt
0	395	1	587	3	0-30	306	26
5	393	2	147	6	0-40	501	43
15	379	3	65	9	0-60	889	76
25	351	5	24	15	0-90	1160	99
35	312	10	6	30			
45	264						
55	210						
65	151						
75	87						
85	33						
90	15						

Nominal Performance			
CLK6HO/9xx/DIM120V			
CCT	2700K	3000K	4000K
Lumens	1080	1125	1230
LPW	72	75	82

6" CLICK-SURFACE MOUNT FIXTURE

ACCESSORY ORDERING INFORMATION			
Product	Model	Description	Pictures
57973	SMDL4/ACC	4" Can Installation Accessories	
57974	SMDL6/ACC	5-6" Can Installation Accessories	
98003	23EMDRIVER	California Title 20 Compliant 23W Emergency LED Driver (Field Installation)	

ORDERING GUIDE	
Product	Model
34966	CLK6/927/DIM120V
34967	CLK6/930/DIM120V
34968	CLK6/940/DIM120V
34963	CLK6HO/927/DIM120V
34964	CLK6HO/930/DIM120V
34965	CLK6HO/940/DIM120V

Note: All rights reserved. All sizes and specifications are subject to change at any time without notice.