



d"series

D-Series DSXF2 LED Floodlight



Catalog
Number

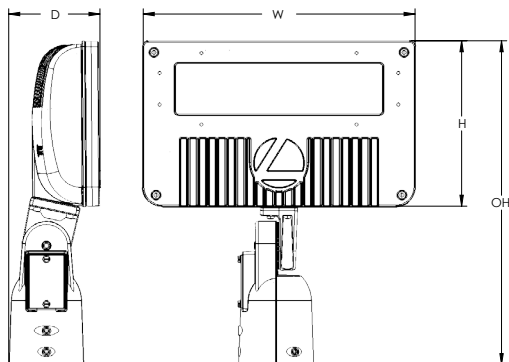
Notes

Type

Hit the Tab key or mouse over the page to see all interactive elements.

Specifications

EPA @ 90°:	0.8 ft ² (0.07 m ²)
Depth:	4.32" (11.0 cm)
Width:	12.87" (32.7 cm)
Height:	7.83" (19.9 cm)
Overall Height	15.33" (39.0 cm)
Weight:	12.0 lbs (5.4 kg)



Introduction

The D-Series floodlights feature a site-wide offering to meet specifier's every floodlighting need in application. The D-Series flood offers three sizes delivering 3,000 to 27,000 lumens. Available with seven precision optics, three mountings and three color temperatures, D-Series floodlights offer vast design capabilities while delivering significant energy savings and long life.

The DSXF2 delivers 7,000 to 17,000 lumens, meeting a large breadth of illumination requirements for design and renovation when replacing 175W, 250W and 400W HID floodlights. All configurations are assembled in the USA allowing for quick delivery.

Ordering Information

EXAMPLE: DSXF2 LED P1 40K 70CRI MSP MVOLT THK DDBXD

DSXF2 LED						
Series	Performance Package	Color Temperature	CRI	Distribution	Voltage	Mounting
DSXF2 LED	P1 P2 P3 P4 ¹	30K 3000K 40K 4000K 50K 5000K	70CRI	WFL Wide flood (6X6) FL Flood (5X5) MFL Medium flood (4X4) WFR Wide flood, rectangular (6X5) HMF Horizontal flood (6X4) MSP Medium spot (4X4) NSP Narrow spot (3X3)	MVOLT ² 347 480	Shipped included THK Knuckle with 1/2" NPT threaded pipe YKC62 Yoke with 2ft 16-3 SO cord IS Integral slipfitter (fits 2-3/8" O.D. tenon)

Options	Finish (required)
Shipped installed	
PE Photocontrol, button style (MVOLT or 347V) ³	DDBXD Dark bronze
DMG 0-10v dimming wires pulled outside fixture (for use with an external control, ordered separately)	DBLXD Black
SPD10KV Separate surge protection	DNAXD Natural aluminum
	DWHXD White
Shipped separately⁴	
UBV Upper/bottom visor (universal)	
FV Full visor	
VG Vandal guard	

Accessories⁴

Ordered and shipped separately.

DSXF1/2TS DDBXD U	Slipfitter for 1-1/4" to 2-3/8" OD tenons; 1/2" THK required (specify finish)
FTS CG6 DDBXD U	Slipfitter for 2-3/8" to 2-7/8" OD tenons; YKC62 required (specify finish)
FRWB DDBXD U	Radius wall bracket, 2-3/8" OD tenon (specify finish)
FSPB DDBXD U	Steel square pole bracket, 2-3/8" OD tenon (specify finish)
DSXF2UBV DDBXD U	Upper/bottom visor accessory (specify finish)
DSXF2FV DDBXD U	Full visor accessory (specify finish)
DSXF2VG U	Vandal guard accessory

For more mounting options, visit our [Floodlighting Accessories](#) pages.

Stock configurations are offered for shorter lead times:

Standard Part Number	Stock Part Number	CI Code
DSXF2 LED P1 40K 70CRI WFL MVOLT THK DDBXD	DSXF2 LED P1 40K	*240TJ9
DSXF2 LED P1 50K 70CRI WFL MVOLT THK DDBXD	DSXF2 LED P1 50K	*240TJ8
DSXF2 LED P2 40K 70CRI WFL MVOLT THK DDBXD	DSXF2 LED P2 40K	*240THT
DSXF2 LED P2 50K 70CRI WFL MVOLT THK DDBXD	DSXF2 LED P2 50K	*240TJC
DSXF2 LED P4 40K 70CRI WFL MVOLT IS DDBXD	DSXF2 LED P4 40K IS	*273R72
DSXF2 LED P4 50K 70CRI WFL MVOLT IS DDBXD	DSXF2 LED P4 50K IS	*273R79
DSXF2 LED P4 40K 70CRI WFL MVOLT YKC62 DDBXD	DSXF2 LED P4 40K YK	*273R7F
DSXF2 LED P4 50K 70CRI WFL MVOLT YKC62 DDBXD	DSXF2 LED P4 50K YK	*273R7M
DSXF1/2 Slip-fitter Tenon Accessory DDBXD	DSXF1/2TS DDBXD U	*216G5K

NOTES

- Performance package P4 is not available with HMF, MFL, MSP and NSP optics.
- MVOLT driver operates on line voltage from 120-277V.
- Requires MVOLT or 347V (Not available in 480V).
- Also available as separate accessories; see Accessories information at left.



COMMERCIAL OUTDOOR

One Lithonia Way • Conyers, Georgia 30012 • Phone: 1-800-705-SERV (7378) • www.lithonia.com
© 2012-2022 Acuity Brands Lighting, Inc. All rights reserved.

DSXF2-LED
Rev. 11/21/22
Page 1 of 6

Mountings



IS – Adjustable Slipfitter
(Fits 2-3/8" O.D. tenon)



**YKC62 - Yoke with 16-3
SO cord, 2ft**



**THK - Threaded Knuckle with
1/2" NPT threaded pipe**

External Shields



**UBV Visor
Top Mounted**



**UBV Visor
Bottom Mounted**



FV - Full Visor

Accessories



VG - Vandal Guard



**DSXF1/2TS - THK
Slipfitter Accessory**

Performance Data

Lumen Output

Lumen values are from photometric tests performed in accordance with IESNA LM-79-08. Data is considered to be representative of the configurations shown within applicable tolerances. Actual performance may differ as a result of end-user environment and application. Actual wattage may differ by +/- 8% when operating between 120-480V +/- 10%. Contact factory for performance data on any configurations not shown here.

Performance Package	System Watts	Dist.Type	NEMA Type	Field Angle		Beam Angle		30K (3000K, 70 CRI)			40K (4000K, 70 CRI)			50K (5000K, 70 CRI)		
				°H	°V	°H	°V	Lumens	LPW	Max Cd	Lumens	LPW	Max Cd	Lumens	LPW	Max Cd
P1	52	WFL	6 X 6	109	106	83	87	7,353	140	3,777	7,489	143	3,847	7,625	145	3,917
		FL	5 X 5	94	93	68	69	7,290	139	5,804	7,426	142	5,912	7,561	144	6,019
		WFR	6 X 5	108	93	84	69	7,375	141	4,722	7,512	143	4,810	7,648	146	4,897
	64	HMF	6 X 4	125	65	96	54	7,576	119	6,204	7,850	123	6,428	7,774	122	6,365
		MFL	4 X 4	61	60	46	46	7,915	124	12,766	8,201	128	13,228	8,121	127	13,099
		MSP	4 X 4	51	52	27	30	8,138	128	29,618	8,433	132	30,690	8,351	131	30,391
P2	75	WFL	6 X 6	109	106	83	87	8,248	129	47,865	8,546	134	49,597	8,463	133	49,114
		FL	5 X 5	94	93	68	69	10,161	135	5,219	10,349	138	5,316	10,538	140	5,142
		WFR	6 X 5	108	93	84	69	10,192	136	6,526	10,262	137	8,169	10,448	139	8,318
	80	HMF	6 X 4	125	65	96	54	10,075	134	8,021	10,381	138	6,646	10,570	141	6,767
		MFL	4 X 4	61	60	46	46	8,963	113	7,340	9,288	117	7,605	9,197	115	7,531
		MSP	4 X 4	51	52	27	30	9,364	118	15,104	9,703	122	15,651	9,609	121	15,498
P3	93	WFL	6 X 6	109	106	83	87	9,629	121	35,043	9,977	125	36,310	9,880	124	35,957
		FL	5 X 5	94	93	68	69	9,758	122	56,632	10,111	127	58,681	10,013	126	58,109
		WFR	6 X 5	108	93	84	69	12,054	130	6,191	12,278	132	6,306	12,501	135	6,421
	100	HMF	6 X 4	125	65	96	54	11,952	129	9,515	12,173	131	9,691	12,395	133	9,868
		MFL	4 X 4	61	60	46	46	12,091	130	7,741	12,315	133	7,885	12,539	135	8,028
		MSP	4 X 4	51	52	27	30	10,487	105	8,588	10,867	109	8,898	10,761	108	8,812
P4	145	WFL	6 X 6	109	106	83	87	10,956	110	17,672	11,353	114	18,311	11,242	113	18,133
		FL	5 X 5	94	93	68	69	11,417	114	66,260	11,830	119	68,657	11,715	117	67,988
		WFR	6 X 5	108	93	84	69	17,104	118	8,785	17,421	120	8,948	17,738	123	9,110
P4	145	FL	5 X 5	94	93	68	69	16,959	117	13,501	17,273	119	13,751	17,587	122	14,001
		WFR	6 X 5	108	93	84	69	17,156	119	10,984	17,473	121	11,188	17,791	123	11,391

Lumen Ambient Temperature (LAT) Multipliers

Use these factors to determine relative lumen output for average ambient temperatures from 0-40°C (32-104°F).

Ambient Temperature		Lumen Multiplier (Optics WFL, FL, WFR)	Lumen Multiplier (Optics HMF, MFL, MSP, NSP)
0°C	32°F	1.04	1.06
5°C	41°F	1.04	1.05
10°C	50°F	1.03	1.04
15°C	59°F	1.02	1.03
20°C	68°F	1.01	1.01
25°C	77°F	1.00	1.00
30°C	86°F	0.99	0.99
35°C	95°F	0.98	0.97
40°C	104°F	0.97	0.96

Reported LED Lumen Maintenance

Data references the extrapolated performance projections for the platforms noted in a 25°C ambient and hours of LED testing (tested per IESNA LM-80-08 and reported per IESNA TM-21-11).

To calculate LLF, use the lumen maintenance factor that corresponds to the desired number of operating hours below. For other lumen maintenance values, contact factory.

Optic Type	Performance Package	TM-21 Percent Lumen Maintenance at 60,000 hrs
WFL, FL, WFR	P1 / P2 / P3 / P4	85%
MFL, HMF, MSP, NSP	P1 / P2 / P3	88%

Electrical Load

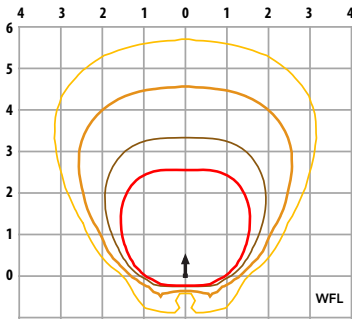

	Performance Package	System Watts (W)	Current (A)					
			120V	208V	240V	277V	347V	480V
Optic Type WFL, FL, WFR	P1	52	0.45	0.26	0.23	0.20	0.16	0.12
	P2	75	0.63	0.36	0.31	0.27	0.22	0.16
	P3	93	0.77	0.45	0.38	0.33	0.27	0.20
	P4	145	1.18	0.68	0.59	0.51	0.41	0.30
Optic Type HMF, MFL, MSP, NSP	P1	64	0.54	0.31	0.27	0.23	0.19	0.14
	P2	80	0.67	0.39	0.34	0.29	0.24	0.17
	P3	100	0.85	0.49	0.42	0.36	0.29	0.21

Photometric Diagrams

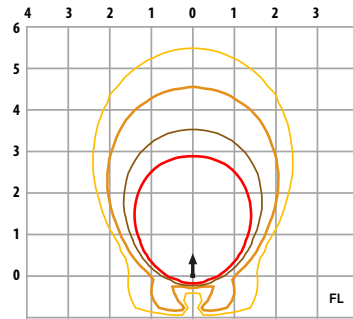
To see complete photometric reports or download .ies files for this product, visit Lithonia Lighting's [D-Series Flood Size 2 homepage](#).

Isofootcandle plots for DSXF2. Distances are in units of mounting height (20ft).

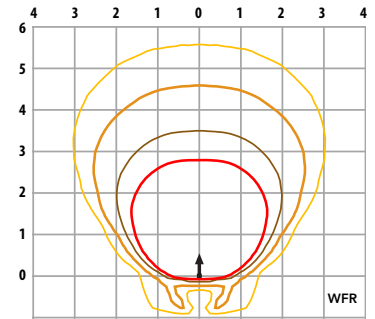
LEGEND



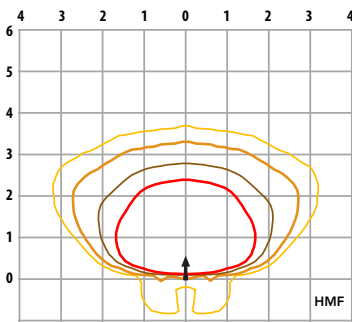
DSXF2 LED P4 40K - Tilted at 45°



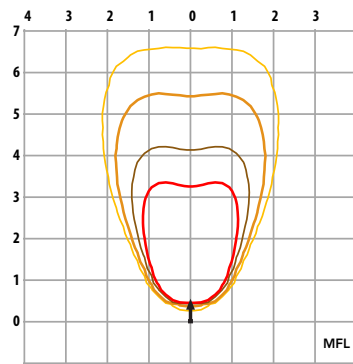
DSXF2 LED P4 40K - Tilted at 45°



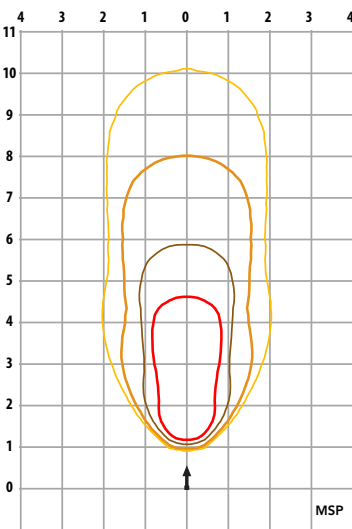
DSXF2 LED P4 40K - Tilted at 45°



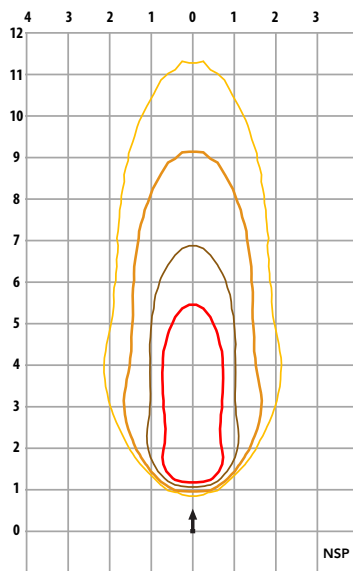
DSXF2 LED P3 40K - Tilted at 45°



DSXF2 LED P3 40K - Tilted at 60°



DSXF2 LED P3 40K - Tilted at 80°

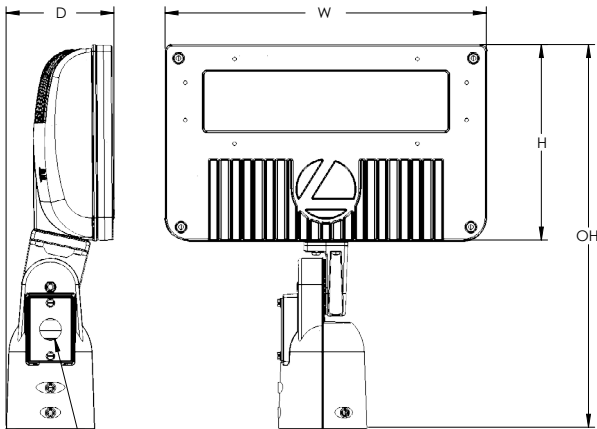


DSXF2 LED P3 40K - Tilted at 80°

MH = 20ft
Grid = 20ft x 20ft

Dimensions

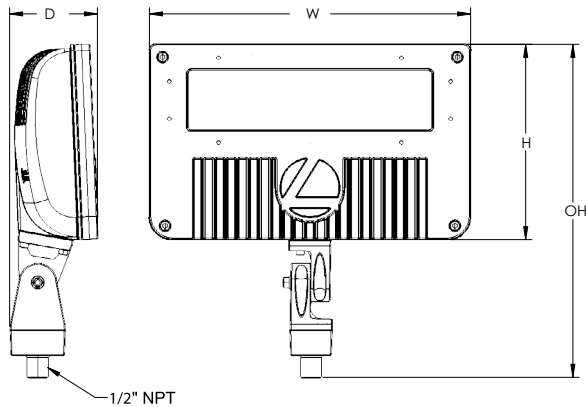
Adjustable Slipfitter (IS)



Width: 12.87" (32.7 cm)
 Depth: 4.32" (11.0 cm)
 Height: 7.83" (19.9 cm) main body
 Overall: 15.33" (39.0 cm) with arm
 Weight: 12 lbs

Qty (2) - splice covers included (includes one with 7/8" thru-hole allowing conduit from exterior)

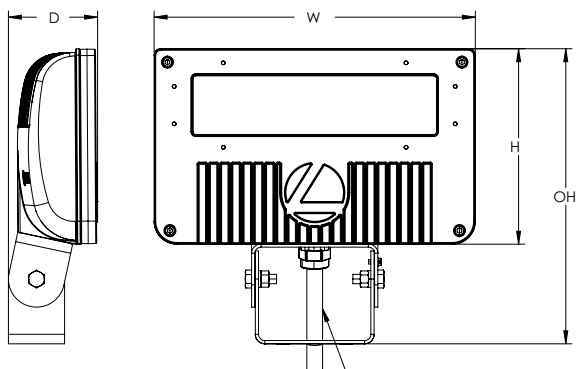
Threaded Knuckle (THK)



Width: 12.87" (32.7 cm)
 Depth: 3.52" (8.9 cm)
 Height: 7.83" (19.9 cm) main body
 Overall: 13.34" (33.9 cm) with arm
 Weight: 10.5 lbs

1/2" NPT

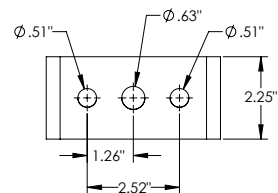
Yoke (YKC62)



Width: 12.87" (32.7 cm)
 Depth: 3.57" (9.0 cm)
 Height: 7.83" (19.9 cm) main body
 Overall: 11.82" (30.0 cm) with arm
 Weight: 10.5 lbs

Note: Standard cord is 16-3 wire, 2 ft cord. Other lengths can be specified.
 Ex: YKC62
 YK = Yoke Mount
 C6 = 16 gage, 3 wire cord
 2 = 2 feet (5 = 5ft, 6 = 6ft, etc.)

Yoke (YK) Mounting Detail



Pole Mounting Information

Accessories including bullhorns, cross arms and other adapters are available. For the complete line of accessories available, visit the accessories tab at Lithonia's Outdoor Poles and Arms product page. [Click here to visit Accessories.](#)

FEATURES & SPECIFICATIONS

INTENDED USE

The sleek and compact design of the D-Series floodlights reflects the embedded high performance LED technology while offering a clean aesthetic suitable for specification and general purpose floodlighting applications. Three sizes are available with seven precision optics allowing for maximum design versatility. DSXF2 delivers 7,000 to 17,000 lumens and is ideal for commercial lighting applications including new construction and replacing 175W, 250w and 400W HID floodlights. DSXF2 is ideal for area, security, facade, flagpole and signage lighting applications.

CONSTRUCTION

The DSXF2 LED floodlight features rugged die-cast aluminum construction with integral heat sink fins that optimize thermal management through conductive and convective cooling. The LED driver is mounted in direct contact with the casting to promote low operating temperature and long life. The housing and lens frame are completely sealed against moisture and environmental contaminants providing an IP66 rating. Low EPA (0.8 ft2) for optimized wind loading. DSXF2 is 1.5G vibration rated per ANSI C136.31.

FINISH

Exterior painted parts are protected by a zinc-infused Super Durable TGIC thermoset powder coat finish that provides superior resistance to corrosion and weathering. A tightly controlled multi-stage process ensures a 3 mils thickness for a finish that can withstand extreme climate changes without cracking or peeling. Standard Super Durable colors include dark bronze, black, natural aluminum, and white. Available in textured and non-textured finishes.

OPTICS

Seven unique precision-molded vacuum-metalized specular reflectors are engineered for superior field-to-beam ratios, uniformity and spacing. Light engines are available in 3000K, 4000K or 5000K (minimum 70 CRI) configurations. Optional visors offer additional versatility when shielding is required.

ELECTRICAL

Light engines consist of chip-on-board (COB) LEDs directly coupled to the housing to maximize heat dissipation and promote long life. LED lumen maintenance is L85/60,000 hours for WFL, FL and WFR optics and L88/60,000 hours for HMF, MFL, MSP and NSP optics. Class 1 electronic 0-10V continuous dimmable drivers ensure system power factor. 90% and THD <20%. Optional 10kV surge protection device meets a minimum Category C low operation (per ANSI/IEEE C62.41.2).

INSTALLATION

The die-cast integral "IS" mount features an adjustable slipfitter that mounts on a 2 3/8" OD tenon. Includes integral splice compartment offering easy installation and wiring. An extra cover plate with 7/8" through hole is provided to accommodate 1/2" water-tight fitting for power run from outside of the tenon. The "THK" adjustable knuckle mount includes a 1/2-14 NPT pipe thread. A steel yoke "YK" mount is available and includes a water tight cord grip and cord. DSXF2 features a glass lens enclosure that is protected to IP66 and is rated for lighting aimed up above 90°. Suitable for mounting within 4 feet of ground.

CONTROLS

DSXF2 features MVOLT (120-277V) and 347V button photocontrol.

LISTINGS

CSA Certified to meet U.S. and Canadian standards. Suitable for wet locations. Rated for -40°C minimum ambient.

DesignLights Consortium® (DLC) Premium qualified product and DLC qualified product. Not all versions of this product may be DLC Premium qualified or DLC qualified. Please check the DLC Qualified Products List at www.designlights.org/QPL to confirm which versions are qualified.

BUY AMERICAN ACT

This product is assembled in the USA and meets the Buy America(n) government procurement requirements under FAR, DFARS and DOT regulations.

Please refer to www.acuitybrands.com/resources/buy-american for additional information.

WARRANTY

5-year limited warranty. This is the only warranty provided and no other statements in this specification sheet create any warranty of any kind. All other express and implied warranties are disclaimed. Complete warranty terms located at:

www.acuitybrands.com/support/warranty/terms-and-conditions

Note: Actual performance may differ as a result of end-user environment and application. All values are design or typical values, measured under laboratory conditions at 25 °C. Specifications subject to change without notice.



COMMERCIAL OUTDOOR

One Lithonia Way • Conyers, Georgia 30012 • Phone: 1-800-705-SERV (7378) • www.lithonia.com
© 2012-2022 Acuity Brands Lighting, Inc. All rights reserved.

DSXF2-LED
Rev. 11/21/22
Page 6 of 6