



Product Specification Sheet

Part Type : **LED driver**

Description : **23W-540mA Constant Current**

Part Number : **ELD23-C540-V40-UNV-D/S (1)**

1. Input Requirement

1.1 Input Voltage

The nominal input voltage is 120-277VAC
Operating Range: 108-305VAC

1.2 Frequency

The nominal input frequency is 60Hz

1.3 Current

The maximum input current is 0.23 Amp at 120Vac at max output load of 540mA.

1.4 Efficiency

The typical efficiency (watts out / watts in) is 82% @120V
and 83% @277V with rated load.

1.5 Power Factor

@ 120VAC, >0.9 at low output load
@ 277VAC, >0.9 at low output load

1.6 Inrush Current

@120VAC @ 25 DEG C: <30Amp peak

1.7 Total Harmonic Distortion

@ 120VAC, <20% at low output load
@ 277VAC, <20% at low output load

1.8 Leakage Current

<0.5mA @120V with rated load between exposed conductive surfaces and the grounding pole of the supply circuit.

2. Output Requirements

2.1 Output Current Setting

Set nominal current at this voltage.

Output	Voltage	Current	Tolerance
1	Max 40VDC	540mA	+/-5%

2.2 Output Voltage Range

Driver must work at these voltages.

Output	Voltage	Current	Tolerance
1	26-40VDC	540mA	+/- 5%

2.3 Output Line Regulation

With output clamped to below set points, vary input from 120-277VAC.

Output	Voltage Set Point	Current range
1	40VDC	513 – 567mA

2.4 Current Stability

+/- 2.5% maximum after 8 hours

2.5 Max Rated Output Load

Output	Voltage	Current range
1	40VDC	540mA

2.6 Ripple Factor

Measured at max rated load and electronic load connecting to the output is set as below : $V_d=40V$

Ripple factor < 8% ($I_{pk-pk}/2/I_{mean}$).

2.7 No Load Voltage

Not to exceed 50VDC.

2.8 Turn on Delay

Measured @ 120VAC max rated load: < 0.75 second.

3. Protection Requirement

3.1 Short circuit protection:

When operating under any line condition into a short circuit condition for an indefinite period of time, the power supply shall be self recovering when fault condition is removed.

3.2 Over-current protection:

When operating under any line condition into any over load condition for an indefinite period of time, the power supply shall be self recovering when fault condition is removed.

4. Environmental Conditions

4.1 Operating

The power supply shall be capable of operating continuously in any mode without performance deterioration in the following environmental conditions:

4.11 Ambient Temperature:

-20 to 55 Deg C. 100% rated power at 55 Deg C.

4.12 Class P

Tc.:90 °C

4.13 Relative Humidity:

10 to 85%, non-condensing

4.14 Cooling:

Convection

4.2 Non-Operating

The power supply shall be capable of standing the following environmental conditions extended periods of time, without sustaining electrical or mechanical damage and subsequent operational deficiencies.

4.2.1 Ambient Temperature:

-40 to 85 Deg C.

4.3 Shock & Vibration:

MIL-STD-810G Shock Method 516.6 procedure IV and Vibration Method 514.6 Procedure I, Category 4

5. Reliability

5.1 MTBF

>300,000hrs calculated to MIL-HDBK217F @ 25 DEG C. rated load.
Ground Benign.

5.2 Product Life

>50000hours @ Tc= 85 Deg C, rated load.
Not allowed when tc above 100°C.

6. EMC

6.1 Conducted:

FCC Part 15 Class B

6.2 Audible Noise:

Class A sound rating not to exceed 24dBA (audible) when installed in fixture and such fixture is installed in its normal use. The measurement is to be made from a distance not less than 3 feet.

6.3 ESD:

IEC 61000-4-2 Level 2: 4KV Air and Contact.

6.4 Input Transient Protection

Power supply shall comply with IEEE C.62.41-1991, Class A operation. The line transient shall consist of seven strikes of a 100 kHz ring wave, 2.5 kV level for both common mode and differential mode.

7. Safety

7.1 Agency Approvals

UL 8750-LED equipment for use in lighting product

UL1310-CLASS 2 Power units

CSA C22.2 No. 250.13-12-LED equipment for lighting applications

8. Dimmable

8.1 0-10V Dimming

0-10V Input Signal: 0-10V

Dimming Range:10-100%

9. Mechanical

9.1 Materials

Metal case

All material to be ROHs compliant to Directive 2002/95/EC

Wires to be Stranded with UL approval

Input: Black & White : 500mm , 18AWG 105°C 600V Solid Line

Output: Red & Blue : 800mm , 20AWG 105°C 600V Solid Line

Dimming: Purple & Gray:800mm , 18AWG 105°C 600V Solid Line

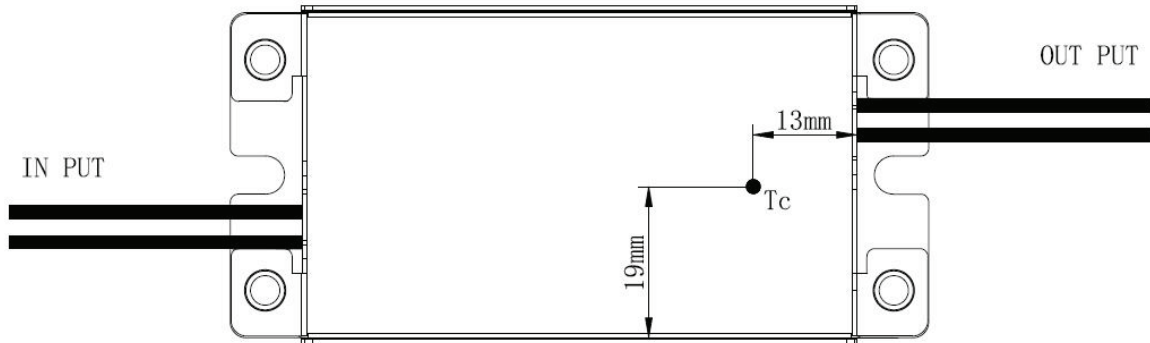
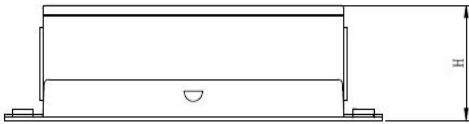
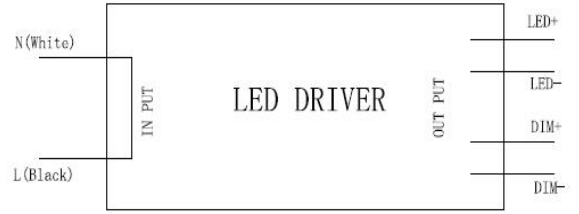
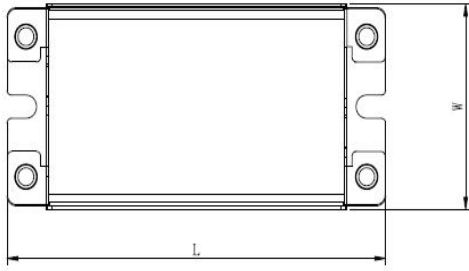
9.2 Size and shape:

Physical Parameters

Overall Length (L): 3.42" ±0.1"

Width (W): 1.57" ±0.1"

Height (H): 0.9" ±0.1"



9.3 Weight:
0.18kg/pc