

LightGrid™ Node

Outdoor Wireless Control System



Description

LightGrid™ Outdoor Wireless Control System from GE allows remote monitoring and control, utility-grade energy measurement and GPS mapping of streetlights.


Applications

- Street Lighting
- Area Lighting



Product Features


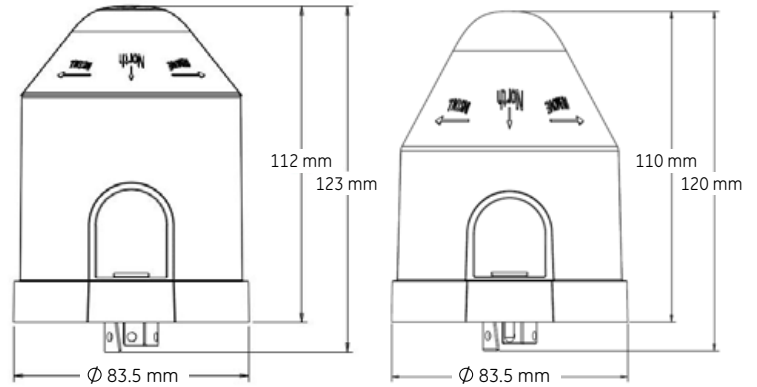
- Utility Grade Measurement up to 0.5% Accuracy
- Self-forming & self-restoring mesh network
- Static IPV6 data addressing and routing
- Reliable and Secure Encrypted Communications
- Nodes, gateway can be spaced up to 500m apart (Clear Line of Sight)
- Utility grade 15 minute time of use Energy consumption reporting
- Full Autonomous Photocell Functionality (No wireless network required)
- Time Based Lighting schedules to maximize energy savings
- Integrated GPS in each node for Real time Asset Reporting
- Dynamic Lumen Output Level Control
- Real time measurement and storage of Voltage, Current, Wattage, Power Factor, and Hours of operation



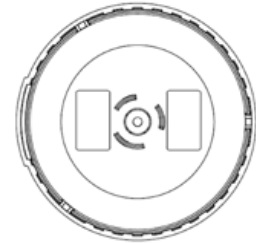
Product Specifications

- Input Voltage: 120-277V, 347V and 480V
- Radio Frequency: 915 MHz ISM Band
- Network Communication: IEEE 802.15.4, 6LoWPAN, 50 Channel FHSS
- Addressing: IPv6
- Dimming: 0-10V
- Operating Temperature: -40 to +50C
- Surge: Meets ANSI C62.41 6KV, 3KA Combination Wave
- Power consumption i.e. <2W 120-277V, < 3W 347 and 480V
- Photocell: Complies with ANSI C136.10-2006
- GPS: Accuracy 3m (clear open sky)
- Security: AES Encryption and Certificate based authentication
- Utility Grade Energy Measurement: Complies with relevant sections of ANSI C12.20
- Complies with FCC Part 15 required sub sections
- Complies with UL 773, Wet Rated, Type 2 Outdoor
- Complies with ANSI C136.41-2013 (ANSI Dimming)
- Warranty: 5 yrs Standard. 10 yrs Extended Warranty Available

Product Dimensions



ANSI Dimming



GE Dimming

Ordering Number Logic

E L W N **5** **G** **5**

PRODUCT ID	VOLTAGE	PIN CONFIGURATION	PINS	METERING	GPS	MAX WATTAGE	NETWORK CONFIGURATION	COUNTRY/POLE
E L W N	0 = 120/277 5 = 480	D = GE Dimming A = ANSI Dimming	5 = 5 Pin	R = 2% Revenue Grade U = 0.5% Utility Grade	G = GPS Capability	5 = 450 Watts	S = Stand Alone B = Network B None = Default	None = Default (US)



www.gelighting.com

GE and the GE Monogram are trademarks of the General Electric Company. All other trademarks are the property of their respective owners. Information provided is subject to change without notice. All values are design or typical values when measured under laboratory conditions. GE Lighting and GE Lighting Solutions, LLC are businesses of the General Electric Company. © 2015 GE.

CTRL001 (Rev 06/10/15)