


FLUORESCENT LAMPS


The bulb shape and size of a fluorescent lamp are expressed by means of a code consisting of the letter "T" (which designates that the bulb is "tubular" in shape) followed by a number that expresses the diameter in eighths of an inch. Diameters range from T5 at 5/8" diameter to T17 (2 1/8 inch). In nominal overall length, linear fluorescent lamps range from 6 to 96 inches. The nominal length is measured from back of lamp holder to back of lamp holder. For example, the actual overall length of the 40-watt rapid start T12 lamp with a nominal length of 48 inches is 47 3/4 inches. The nominal length given for PENTRON® linear lamps is the closest familiar nominal length. CURVALUME® U-shaped fluorescent lamps are available as OCTRON® T8 lamps with leg spacings of 1 1/2 inches and 6 inches and as rapid start T12 lamps with 6 spacings of 6 inches. The leg spacing is measured from the center of one leg to the center of the other leg. The overall length of the CURVALUME lamps is measured from the face of the bases to the outside of the glass bend. Circline lamps, which are circular in shape, are available in PENTRON T5 lamps with outside diameters of 8.85 and 11.77 inches.



PENTRON T5 and T5HO SEAMLESS
(5/8" diameter)




PREHEAT, RAPID START
Preheat T5 Miniature Bipin (5/8" diameter)
PENTRON T5 Miniature Bipin (5/8" diameter)



OCTRON T8 Medium Bipin (1" diameter)
Rapid Start or Instant Start operation




T12 Medium Bipin (1-1/2" diameter)



U-Shaped T12
(1-1/2" diameter)
6" leg spacing




ICETRON®



OCTRON T8 U-Shaped
with 1 5/8" leg spacing
(1" diameter)



ICETRON®



OCTRON T8 U-Shaped
with 6" leg spacing
(1" diameter)

HIGH OUTPUT AND VERY HIGH OUTPUT



OCTRON T8 Recessed Double Contact (1" diameter)



T12 Recessed Double Contact (1-1/2" diameter)

INSTANT START



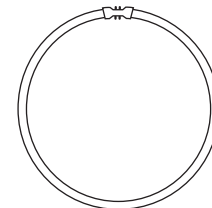
T6 Single Pin (3/4" diameter)



T8 Single Pin (1" diameter)
OCTRON T8 Single Pin (1" diameter)



T12 Single Pin (1-1/2" diameter)



PENTRON CIRCLINE 4-Pin T5
(8.85" & 11.77"
outside diameters)

BASES

For linear Preheat and Rapid Start Lamps, four electrical contacts are required, two at each end of the lamp. This is accomplished in the standard line of lamps by the use of a miniature bipin base for T5 lamps and a medium bipin for T8 and T12 lamps. The OCTRON® T8 medium bipin lamps may also be operated as instant start lamps with the proper wiring and ballasts. When operating OCTRON bipin lamps with instant start ballasts, the two contacts in the lamp holder are shorted together and connected to the single circuit in the ballast. In Circline lamps, the cathodes are connected to a 4-pin base located between the junction of the two ends of the lamp. High Output (HO) and Very High Output (VHO) lamps have recessed double contact (RDC) type bases. Slimline Instant Start lamps require only two electrical contacts, one on each lamp end and have single pin bases.

SINGLE PIN



Single Pin for
T6 Slimline



Single Pin for T8 Slimline
& OCTRON®



Single Pin for
T12 Slimline

BIPIN



Miniature Bipin for T5
Preheat & PENTRON®



Medium Bipin for T8
Preheat & OCTRON




Medium Bipin for T12



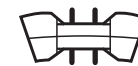
Recessed Double Contact
for OCTRON T8 HO




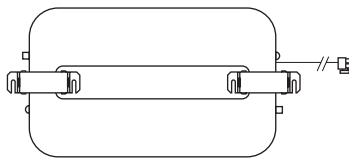
Recessed Double Contact
for T12 HO & VHO



ICETRON® Mounting Brackets



4-pin for
PENTRON Circline



OCTRON T8 & T12 Rapid Start CURVALUME

High Output (800mA) Rapid Start Lamps for Cold Temperatures

Nominal Wattage	Bulb Shape	Nom. Length (in)	MOL (in)	Base	Product Number	Ordering Abbreviation	Pkg Qty	Average Rated Life @3hrs/start (hrs)	CCT (K)	CRI	Lumens Initial (Mean) at 25°C/77°F	Notes
110	T12	96	93.91	Recessed Dbl Contact	25129	F96T12/CW/HO/CT/ECO	15	12000	4200	60	8600 (6965)	3,12,13,17,25
					25134	F96T12/CW/HO/COLD TEMP	15	12000	4200	60	8600 (6965)	3,12,13,17,25
					25135	F96T12/D/HO/COLD TEMP	15	12000	6500	76	7600 (6155)	3,12,13,17,25

High Output (800mA) Standard Rapid Start Lamps

Nominal Wattage	Bulb Shape	Nom. Length (in)	MOL (in)	Base	Product Number	Ordering Abbreviation	Pkg Qty	Average Rated Life @3hrs/start (hrs)	CCT (K)	CRI	Lumens Initial (Mean) at 25°C/77°F	Notes
35	T12	24	21.91	Recessed Dbl Contact	25313	F24T12/CW/HO	30	9000	4200	60	1650 (1335)	3,12,13,17
					25314	F24T12/D/HO	30	9000	6500	76	1400 (1135)	3,12,13,17
42	T12	36	27.91	Recessed Dbl Contact	25322	F30T12/CW/HO	30	9000	4200	60	2250 (1825)	3,12,13,17
45	T12	36	33.91	Recessed Dbl Contact	25333	F36T12/CW/HO	30	9000	4200	60	2850 (2310)	3,12,13,17
					25332	F36T12/D/HO	30	9000	6500	76	2500 (2310)	3,12,13,17
55	T12	42	39.91	Recessed Dbl Contact	25342	F42T12/CW/HO	30	9000	4200	60	3400 (2755)	3,12,13,17
					25343	F42T12/D/HO	30	9000	6500	76	3050 (2470)	3,12,13,17
60	T12	48	46.00	Recessed Dbl Contact	25154	F48T12/D35/HO	30	12000	3500	70	4250 (3825)	3,12,13,17
					25122	F48T12/CW/HO/ECO	30	12000	4200	60	4050 (3280)	3,12,13,17
					25146	F48T12/CW/HO	30	12000	4200	60	4050 (3280)	3,12,13,17
					25150	F48T12/D/HO	30	12000	6500	76	3600 (2915)	3,12,13,17
75	T12	60	57.91	Recessed Dbl Contact	25128	F60T12/D35/HO	30	12000	3500	70	5600 (5040)	3,12,13,17
					25126	F60T12/CW/HO	30	12000	4200	60	5200 (4210)	3,12,13,17
					25120	F60T12/D/HO	30	12000	6500	76	4600 (3825)	3,12,13,17
80	T12	64	61.91	Recessed Dbl Contact	25352	F64T12/CW/HO	30	12000	4200	60	5750 (4660)	3,12,13,17
					25353	F64T12/D/HO	30	12000	6500	76	4900 (3970)	3,12,13,17
85	T12	72	69.91	Recessed Dbl Contact	25177	F72T12/WW/HO	15	12000	3000	52	6400 (5158)	3,12,13,17
					27249	F72T12/D35/HO	15	12000	3500	70	6650 (5985)	3,12,13,17
					25281	F72T12/D835/HO	15	12000	3500	80	6750 (6210)	3,12,13,17
					25171	F72T12/CW/HO/ECO	15	12000	4200	60	6250 (5065)	3,12,13,17
					25176	F72T12/CW/HO	15	12000	4200	60	6250 (5065)	3,12,13,17
					25189	F72T12/D/HO	15	12000	6500	76	5550 (4494)	3,12,13,17
100	T12	84	81.91	Recessed Dbl Contact	25384	F84T12/CW/HO	15	12000	4200	60	7550 (6115)	3,12,13,17
					25385	F84T12/D/HO	15	12000	6500	76	6700 (5425)	3,12,13,17

High Output (800mA) Standard Rapid Start Lamps; Vivid Color: High CRI for color critical applications

Nominal Wattage	Bulb Shape	Nom. Length (in)	MOL (in)	Base	Product Number	Ordering Abbreviation	Pkg Qty	Average Rated Life @3hrs/start (hrs)	CCT (K)	CRI	Lumens Initial (Mean) at 25°C/77°F	Notes
60	T12	48	46.00	Recessed Dbl Contact	25153	F48T12/DSGN50/HO	30	12000	5000	90	3050 (2470)	3,12,13,17
110	T12	96	93.91	Recessed Dbl Contact	25164	F96T12/DSGN50/HO	15	12000	5000	90	6450 (5225)	3,12,13,17
					25037	F96T12/941/HO/SS/ECO	15	12000	4100	88	8000 (7600)	3,12,13,17