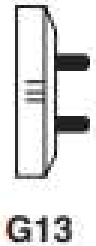
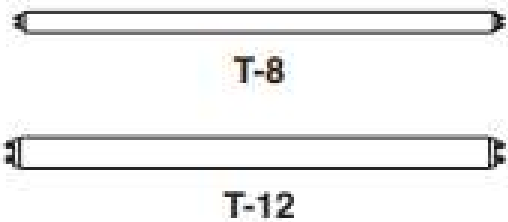
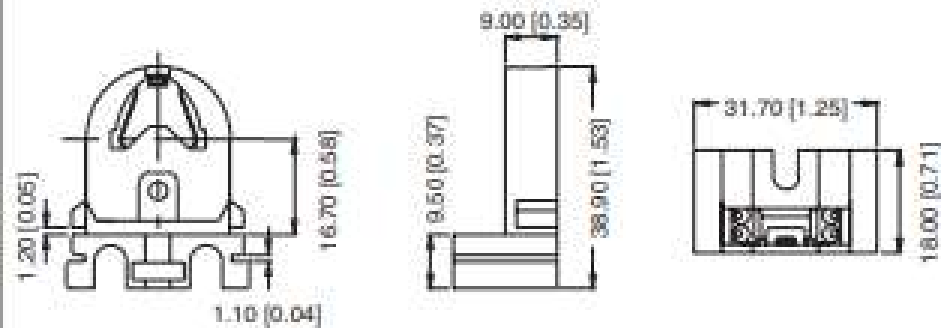
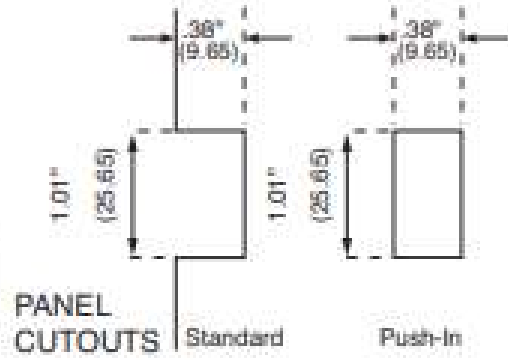


FL006-L SERIES Low Profile

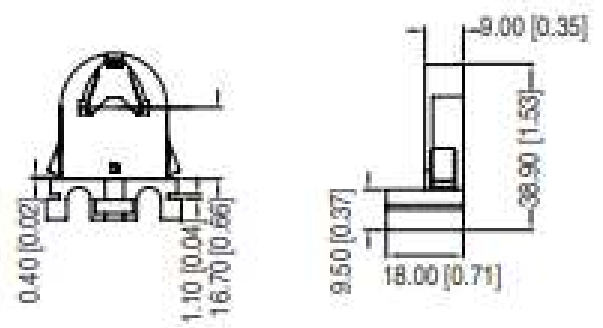


- White polycarbonate body, rated 110°C
- Turn lock type, low profile
- Quick connect push-in wire terminals for 18 AWG solid wire 5/16"
- Two wire ports per terminal for easy harness wiring
- For a 0.023" - 0.040" (0.6 mm - 1.0 mm) panel thickness
- Available shunted for use with instant start electronic ballasts; saves time and makes wiring easier
- Many models to choose from
- Rated 660W, 600V, suitable for all new HO lamps
- cCSAus Certified / cULus Listed
- Circle 1 s5487 for shunted version(s)

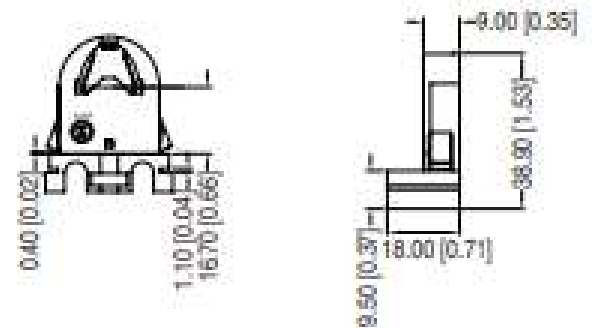


FL006-L* Δ Snap-in or Slot on Mount, 18 or ga. Panel

* Add "-S" after product code for internal shunted version
 Δ Add "-C" after product code for captive nut on models with nut slot



FL006-LW* Slot on or Snap in winged



FL006-LWS* Slot on or snap in winged, shunted