

Day-Brite



by Signify

Linear

FluxStream strip

FSS 2', 3', 4', & 8'



Control options available

Day-Brite / CFI FluxStream LED strip is a high performing luminaire delivering smooth diffuse light ideal for light industrial, commercial and residential applications with unparalleled energy efficiency.

Project: _____
 Location: _____
 Cat.No: _____
 Type: _____
 Lumens: _____ Qty: _____
 Notes: _____

Ordering guide - standard & wireless controls

example: FSS440L840-UNV-DIM

Series	Length (nominal)	Lumens ² (nominal)	Color temp. (K)	Voltage	Driver	Options
FSS						
FSS FluxStream strip	2' 2'	20L 2000 30L 3000	830 80 CRI, 3000K 835 80 CRI, 3500K	UNV Universal voltage 120-277V 120 ⁴ 120V 277 ⁴ 277V 347 ⁵ 347V	DIM ¹¹ Dimming SDIM ^{6,7} Step dimming to 40% input power XDIM ^{4,6,7} MarkX phase dimming DALI ⁸ DALI	EMLED ^{5,6,9} Factory wired Bodine BSL310LP integral emergency pack. Nominal 1100lm ER100 ^{12,13,17} UL924 listed bypass sensor relay, factory installed between driver & sensor PS/PI (Interact Pro compatible) ER100/HVPS ^{12,13,17} UL924 listed sensor bypass relay, factory installed between driver & sensor for 347/480 Power Sense (Interact Pro compatible) ER100/HVPI ^{12,13,17} UL924 listed sensor bypass relay, factory installed between driver & sensor for 347/480 Power Interrupt (Interact Pro compatible) GTD/E ¹² UL924 listed Bodine GTD factory installed on driver input GTD/SNSR ^{12,13} UL924 listed Bodine GTD factory installed between driver & sensor (alternate option to ER100) SWZCS ^{10,15} Interact Pro scalable sensor with integral daylight & occupancy sensing, advanced grouping with dwell time SWZDT ¹⁰ SpaceWise sensor, daylighting and occupancy, advanced grouping, with dwell time RADIO ¹⁰ Integral Interact Pro RF sensor, enables wireless connected lighting control SWZCSH ¹⁴ Interact Pro scalable high bay sensor with integral daylight & occupancy sensing, advanced grouping with dwell time for high mounting heights IAOSB ^{10,15} Interact Pro Enterprise advanced wireless sensor bundle, integral SC1500 w/ IoT capabilities for enterprise scale projects LSXR10 120-347V motion sensor, factory installed on end cap LSXR10ADC ¹⁰ 120-347V motion sensor with photocell and hi/lo trim dimming, factory installed on end cap PAF Paint after fabrication for extra corrosion resistance (white) BK Matte black paint color ST Satin aluminum paint color BAC ¹⁸ Meets the requirements of the Buy American Act of 1933 (BAA)
	3' 3'	30L 3000	840 80 CRI, 4000K 850 ³ 80 CRI, 5000K			
	4' 4'	30L 3000 40L 4000 55L 5500 70L 7000				
	8' 8'	60L 6000 80L 8000 110L 11000 140L 14000				

Ordering guide - PoE controls example: FSS440L840-LV-POE-IAO

Series	Length (nominal)	Lumens ² (nominal)	Color temp. (K)	Voltage	Driver	Options
FSS						
FSS FluxStream Strip	4' 4'	30L 3000 40L 4000 60L 6000	830 80 CRI, 3000K 835 80 CRI, 3500K 840 80 CRI, 4000K 850 80 CRI, 5000K	LV Low voltage	POE Power over ethernet	IAO Interact PoE daylighting and occupancy sensor, enables wired connected lighting control EMPOE ¹⁶ 600lm integral emergency driver and battery pack. PAF Paint after fabrication for extra corrosion resistance (white) BK Matte black paint color ST Satin aluminum paint color IAOSB Interact PoE advanced wired sensor bundle, integral SC2000 w/ IoT capabilities for enterprise scale projects
	8' ¹⁶ 8'	60L 6000				

- 1 8' is tandem (2) 4' lenses with single piece 8' body.
- 2 Nominal delivered lumens at 25°C ambient.
- 3 Not available in 3' model.
- 4 XDIM option only available with 120V.
- 5 347V with EMLED only available in 8' models.
- 6 Not available in 2' or 3' model.
- 7 Not available in 4' 70L model or 8' 140L model.
- 8 DALI available up to 80L models only, consult factory for other options.
- 9 EMLED on 8' models illuminates 4' section in emergency mode.
- 10 Available with DIM driver option only.
- 11 Integral controls options dimmable to 5% via wireless wall switch. Non-integral controls configurations are 0-10V dimmable to 1%.
- 12 Must be installed in conjunction with a UL1008 device.
- 13 Must be ordered with an integral sensing option.
- 14 High bay motion detector. Motion sensing zone is extremely limited if used below 15' mounting height.
- 15 Must order IRT9015 Interact commissioning remote with each system order.
- 16 EMLED on 8' models illuminates 4' section in emergency mode.
- 17 ER100 options not available in 2' 3' only has availability when selecting UNV.
- 18 Failure to properly select the "BAC" suffix could result in you receiving product that is not BAA compliant product with no recourse for an RMA or refund. This BAC designation hereunder does not address (i) the applicability of, or availability of a waiver under, the Trade Agreements Act, or (ii) the "Buy America" domestic content requirements imposed on states, localities, and other non-federal entities as a condition of receiving funds administered by the Department of Transportation and other federal agencies.
- 19 Consult Signify to confirm whether specific accessories are BAA-compliant.

Accessories¹⁹ (order separately)

- FSSD2L - 2' Diffuse replacement lens
 - FSSD3L - 3' Diffuse replacement lens
 - FSSD4L - 4' Diffuse replacement lens (order two for 8' models)
 - FSSWG4 - 4' wire guard (order two for 8' models)
 - FSTH - Sliding hanger bracket (set of two)
 - LSXR10 - Low bay PIR motion sensor, 120-277V (not available with PoE)
 - LSXR10ADC - Low bay PIR motion sensor with photocell and hi/lo trim dimming, 120-277V (not available with PoE)
 - FSSDEK - Decorative plastic end cap (set of two)
- (See last page for details and more options)

SWZCS accessories¹⁹ (order separately)

- IRT9015 - handheld remote for grouping and configuration (at least one remote required for any SWZCS installation).
- UIDB451/10 - Wireless Dimmer Switch Selector
- UIDB461/10 - Wireless Scene Selector

General notes

Many luminaire components, such as reflectors, refractors, lenses, sockets, lampholders, and LEDs are made from various types of plastics which can be adversely affected by airborne contaminants. If sulfur based chemicals, petroleum based products, cleaning solutions, or other contaminants are expected in the intended area of use, consult factory for compatibility.

PAF (Paint after fabrication) option is required for all products that will be used in a damp or humid location, such as under a canopy or covered parking area.



FSS FluxStream LED strip

2', 3', 4' and 8'

Features

- Compact design for installation in tight spaces.
- Frosted acrylic diffuser provides wide light distribution and superior glare control.
- Diffuser and LED plate snap into place allowing tool-free access to LED boards and driver.
- 2', 3', 4' and 8' tandem lengths available to accommodate many field applications.
- Up to 100,000 hour predicted L70 LED lumen maintenance provides long service life to reduce maintenance costs.
- Can be surface mounted on ceilings or walls, or suspended via chain, pendants or cables.
- Wall mountable – ADA compliant.
- Ideal for cold applications (-20°C).
- Continuous row mounting using standard end caps. No extra parts needed.
- 7/8" knock out provided at each end and on base of luminaire. Note: Center knockout is covered and not useable in 4' version with EMLED option.
- Multiple driver options available with 0-10V as standard.
- Enclosed lens minimizes penetration of dust, insects, and other debris into the LED compartment.

- 8' tandem unit is two 4' optical assemblies with a center mullion on a single full length chassis.
- Integral controls options include sensor mounted in control module extension mounted on fixture end (see dimension drawing).
- Fluxstream luminaires are Designlights Consortium® qualified. Please see the DLC QPL list for exact catalog numbers www.designlights.org/QPL.
- 5 year manufacturer's limited warranty. Visit signify.com/warranties for complete warranty information.

Finish

- Baked white acrylic matte high reflectance paint finish.
- PAF (Paint after fabrication) option, which is required for all products that will be used in damp or humid locations, such as a canopy or covered parking area, provides extra corrosion resistance.

Shielding

- Contoured frosted acrylic lens.

Electrical

- LED boards and drivers are RoHS (Restriction of Hazardous Substances) compliant. Total system life rated at 50,000 hours. Predicted L70 lifetime based on LED manufacturer's supplied LM-80 data and in-situ laboratory testing.
- Integral emergency driver with EMLED option. To estimate lumen output in emergency mode, multiply emergency pack wattage by efficacy, then by 1.10.
- The GTD/E option is used to bypass wall switches and allow luminaire operation on auxiliary power. Generator transfer requires installation in conjunction with a UL1008 listed device.
- The GTD/SNSR option is used to bypass integrated sensor control in the event of utility power loss. Generator transfer requires installation in conjunction with a UL1008 listed device.

Materials

- Heavy gauge cold rolled steel housing, LED plate, and end caps.

Labels

- cETLus listed.
- Suitable for damp locations.

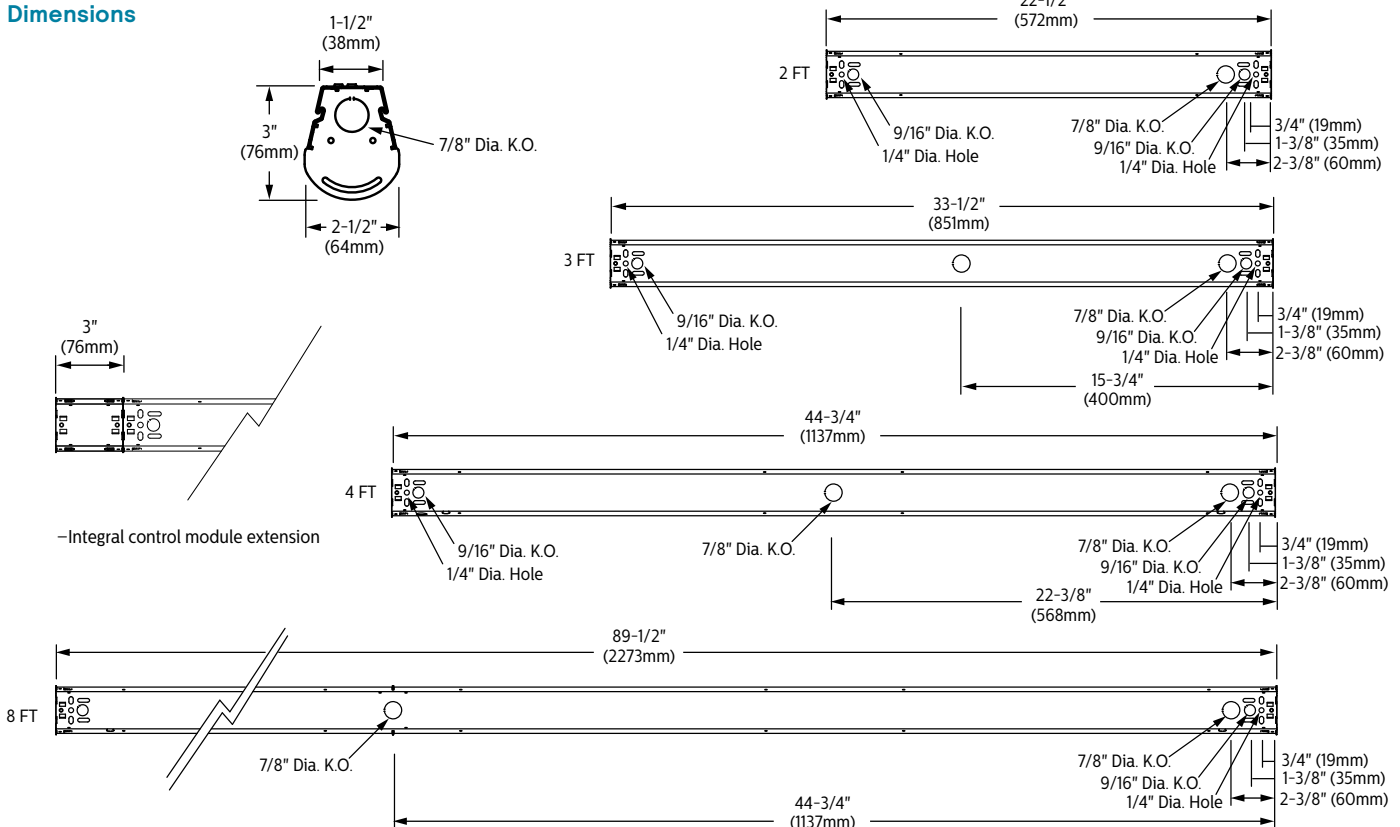
Performance data

Fixture	Lumens	Wattage	Efficacy
FSS220L	2000lm	17W	123lm/w
FSS330L	3000lm	26W	119lm/w
FSS440L	4000lm	31W	133lm/w
FSS455L	5500lm	45W	129lm/w
FSS470L	7000lm	58W	126lm/w

Ambient temperature data

Configuration	Ambient
FSS470L	-20°C to 30°C
FSS8110L	-20°C to 35°C
FSS8140L	-20°C to 25°C
EMLED option	Minimum 0°C
All others	-20°C to 40°C

Dimensions



FSS FluxStream LED strip

2', 3', 4' and 8'

Wireless Controls Options

SpaceWise DT (SWZDT)

- Standalone daylight and occupancy sensing with advanced grouping, wireless mesh networking and dwell time.
- Commissioning via compatible Android phone and Philips Field App
- Dimming via compatible Zigbee wireless wall switch only (see link below for details)
- Register for the commissioning app at <http://registration.componentcloud.philips.com/appregistration/>
- Integral sensing options may not be combined
- For more information including recommended switches, refer to the following: -

SWZDT - www.usa.lighting.philips.com/systems/lighting-systems/spacewise

Emergency Options (ER100)

- Power Sensing (Factory default) - Recommended UL924 option requires unswitched power sense line, absence of voltage on the normal circuit triggers luminaire to 100% output
- Power Interruption Detection (Field option) - Detects AC power interruption >30ms triggers 90 minute emergency mode with luminaire at 100% output

FluxStream strip shown with integral sensor



Interact Pro scalable sensor for Foundation, Advanced & Enterprise tiers (SWZCS/SWZCSH and an evolution of SpaceWise)

- SWZCS/SWZCSH is a connected sensor with integral occupancy and daylight sensing and supports wireless mesh connectivity.
- The sensor works in the Foundation mode (similar to SpaceWise) when configured without a gateway or in an Interact Pro Advanced or Enterprise mode if a compatible gateway is used.
- Interact Pro includes an App, a portal and a broad portfolio of wireless luminaires, lamps and retrofit kits all working on the same system.
- Startup is implemented via Interact Pro App (Android or iPhone) & BlueTooth connectivity. The App provides flexibility to choose between a gateway or non gateway mode for setup.
- Setup with the gateway requires wired internet access to the gateway. It is possible to add a gateway at a later point.
- Prepare project configuration steps remotely and use IRT9015 remote onsite to identify and group devices together.
 - Compatible with:
 - UID8451/10 wireless dimmer switch
 - SWS200 wireless scene switch
 - Battery powered IP42 presence sensor OCC sensor IA CM WH 10/1
 - Battery powered IP42 presence & daylight sensor OCC-DL sensor IA CM IP42 WH
 - Battery powered IP65 presence sensor OCC sensor IA CM IP65 WH
 - Battery powered IP65 presence & daylight sensor OCC-DL sensor IA CM IP65 WH
- For more information on Interact Pro visit: www.interact-lighting.com/interactproscalablesystem

Radio only sensor (RADIO)

- Integral RADIO only sensor simply enables wireless mesh connectivity to the luminaire without any occupancy or daylight sensing.
- Ideal for applications where sensing functionality is managed by other Interact devices and the luminaire only needs to have wireless connectivity.

Interact Pro scalable sensor bundles for Enterprise tier

- IAOSB option in addition to occupancy and daylight sensing supports advanced IoT capabilities such as people estimation analysis, desk level temperature & humidity sensing, noise classification, and BLE beacon.
- Compatible with UID8451/10 wireless dimmer switch, SWS200 wireless scene switch, wireless Occ sensor (OCC SENSOR IA CM IP42 WH 10/1) and wireless Day/Occ sensor (OCC MULTI SENSOR IA CM WH 10/1) and wireless Occupancy or Daylight & Occupancy sensors available.
- Use Interact software and insights to increase building efficiency, achieve building wide integration and optimize space through occupancy analytics.
- Requires compatible Gateway and internet connectivity for commissioning.
- For more information, visit: www.interact-lighting.com/office or www.usa.lighting.philips.com/systems/system-areas/offices

Wired Controls Options

Interact PoE

- PoE based IoT connected lighting solution for large enterprises that span across multiple floors, buildings and require multiple gateways.
- Use Interact software and insights to increase building efficiency, achieve building wide integration and optimize space through occupancy analytics.
- IAOSB option in addition to occupancy and daylight sensing supports advanced IoT capabilities such as people estimation analysis, desk level temperature & humidity sensing, noise classification, and BLE beacon.
- PoE lighting controller is accessible from below.
- Integral sensor option for occupancy sensing (PIR) and/or daylight harvesting available for additional energy savings.
- Optional integral emergency controller and battery pack provides 600lm nominal output. Test switch and indicator light mounted on side of chassis on one end.
- Emergency battery has a 3 month pre-installed shelf life, and must be stored and installed in environments of 20C to 30C (-4F to 86F) ambient, and 45-85% relative humidity.
- For more information, visit: www.interact-lighting.com/office or www.usa.lighting.philips.com/systems/system-areas/offices

FSS FluxStream LED strip

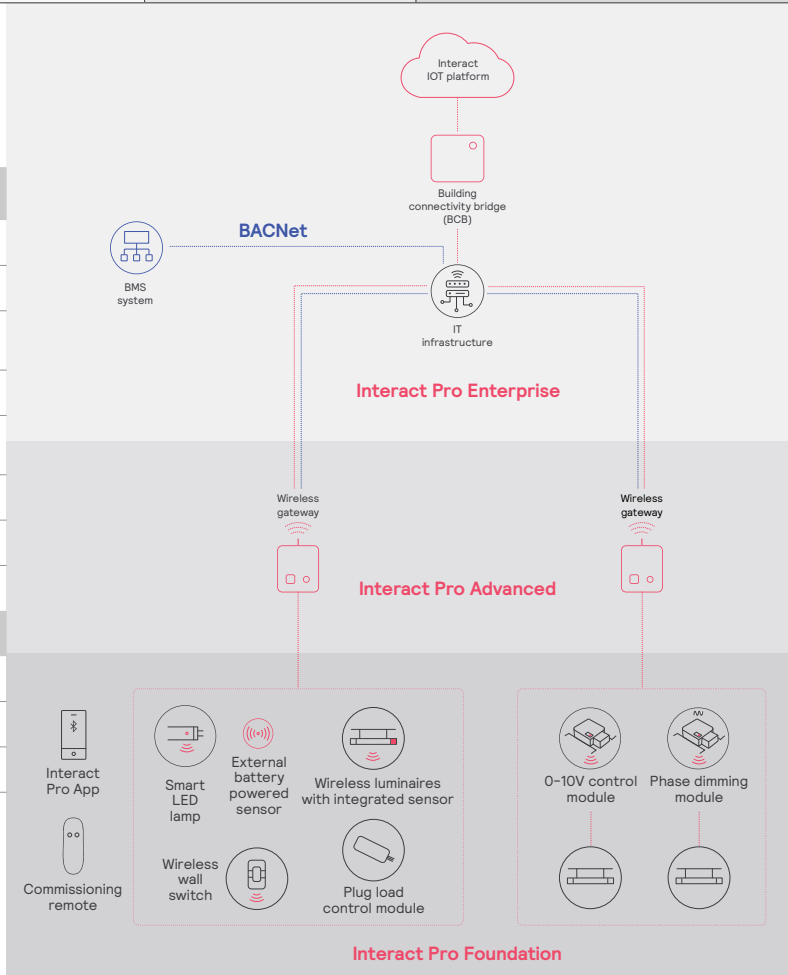
2', 3', 4' and 8'

Interact Pro scalable system			
	Foundation	Advanced	Enterprise
Dimming, grouping, and zoning	✓	✓	✓
Bluetooth and ZigBee enabled	✓	✓	✓
Motion sensing and daylight harvesting	✓	✓	✓
Integration with 0-10V and phase dimming fixtures	✓	✓	✓
Code compliance	✓	✓	✓
Granular dimming and dwell time	✓	✓	✓
Energy reporting and monitoring		✓	✓
Scheduling		✓	✓
Demand response		✓	✓
BMS integration (BACnet)			✓
Floor plan visualization			✓
IoT sensors for wellness			✓
IoT Apps for productivity			✓

Currently supported maximum system size

To be able to design the lighting system correctly for the customer, it is important to know the prime characteristics of the system, its possibilities and limitations.

System level	
Total number of gateways	Unlimited
Total number of devices	200 per network
• luminaires with integrated sensors	150
• smart TLEDS	150
Total number of ZGP devices (sensors and switches)	50
• sensors	30
• switches	50
• zones and groups	64
Group level	
Recommended number of lights	40 (recommended 25)
Number of ZGP devices	5
Number of scenes	16



FSS FluxStream LED strip

2', 3', 4' and 8'

Photometry

2' FluxStream LED strip, 2000 nominal delivered lumens

LER - 123

Catalog No.	FSS220L840-UNV-DIM
Test No.	37164
S/MH	1.2
Lamp Type	LED
Lumens	2034
Input Watts	17

Comparative yearly lighting energy cost per 1000 lumens – **\$1.95** based on 3000 hrs. and \$.08 pwr KWH.

The photometric results were obtained in the Day-Brite laboratory which is NVLAP accredited by the National Institute of Standards and Technology.

Photometric values based on test performed in compliance with LM-79.

Candlepower

Angle	End	45	Cross	Back-45
0	644	644	644	644
5	635	641	646	641
15	610	618	626	618
25	520	567	585	567
35	451	474	495	474
45	371	403	432	403
55	284	324	362	324
65	191	243	288	243
75	96	167	218	167
85	18	105	155	105

Light Distribution

Degrees	Lumens	% Luminaire
0-30	493	24.2
0-40	790	38.9
0-60	1391	68.4
0-90	1910	93.9
90-180	124	6.1
0-180	2034	100

Average Luminance

Zone	End	45'	Cross
45	15155	12916	12955
55	14048	11583	11859
65	12449	10173	10781
75	9646	8758	9839
85	4206	7611	9181

Coefficients of Utilization

EFFECTIVE FLOOR CAVITY REFLECTANCE 20 PER (pfc=0.20)									
pfc =	20			70			50		
Ceil	80			70			50		
Wall	70	50	30	70	50	30	50	30	
RCR									
0	118	118	118	114	114	114	108	108	
1	106	100	94	102	96	93	92	88	
2	95	86	79	92	83	77	80	73	
3	86	76	67	83	73	66	69	63	
4	79	67	57	77	65	56	61	55	
5	72	59	50	69	57	50	55	47	
6	67	54	45	65	52	44	50	41	
7	61	48	40	59	47	39	45	38	
8	57	44	35	56	42	34	41	34	
9	54	40	32	53	40	32	38	30	
10	51	38	30	49	37	29	35	29	

3' FluxStream LED strip, 3000 nominal delivered lumens

LER - 119

Catalog No.	FSS330L840-UNV-DIM
Test No.	37132
S/MH	1.3
Lamp Type	LED
Lumens	3045
Input Watts	26

Comparative yearly lighting energy cost per 1000 lumens – **\$2.02** based on 3000 hrs. and \$.08 pwr KWH.

The photometric results were obtained in the Day-Brite laboratory which is NVLAP accredited by the National Institute of Standards and Technology.

Photometric values based on test performed in compliance with LM-79.

Candlepower

Angle	End	45	Cross	Back-45
0	982	982	982	982
5	966	978	980	978
15	927	943	948	943
25	849	869	884	869
35	738	772	795	772
45	609	655	690	655
55	435	505	554	505
65	293	356	414	356
75	148	232	301	232
85	28	129	201	129

Light Distribution

Degrees	Lumens	% Luminaire
0-30	759	24.9
0-40	1241	40.8
0-60	2187	71.8
0-90	2918	95.8
90-180	127	4.2
0-180	3045	100

Average Luminance

Zone	End	45'	Cross
45	16859	14162	13823
55	14686	12197	12138
65	13174	10098	10376
75	10412	8269	9110
85	4882	6455	7980

Coefficients of Utilization

EFFECTIVE FLOOR CAVITY REFLECTANCE 20 PER (pfc=0.20)									
pfc =	20			70			50		
Ceil	80			70			50		
Wall	70	50	30	70	50	30	50	30	
RCR									
0	118	118	118	115	115	115	109	109	
1	107	101	96	103	98	93	93	90	
2	96	88	81	93	85	79	81	76	
3	88	77	68	84	75	67	70	65	
4	80	68	58	78	66	57	63	56	
5	73	60	51	70	58	51	56	48	
6	68	55	45	66	53	45	51	44	
7	63	48	40	60	47	40	46	39	
8	58	45	36	56	44	35	42	34	
9	55	40	33	53	40	33	39	32	
10	51	38	30	50	38	30	36	29	

FSS FluxStream LED strip

2', 3', 4' and 8'

Photometry

4' FluxStream LED strip, 4000 nominal delivered lumens

LER - 133

Catalog No.	FSS440L840-UNV-DIM
Test No.	37259
S/MH	1.3
Lamp Type	LED
Lumens	4130
Input Watts	31

Comparative yearly lighting energy cost per 1000 lumens – **\$1.80** based on 3000 hrs. and \$.08 pwr KWH.

The photometric results were obtained in the Day-Brite laboratory which is NVLAP accredited by the National Institute of Standards and Technology.

Photometric values based on test performed in compliance with LM-79.

Candlepower

Angle	End	45	Cross	Back-45
0	1272	1272	1272	1272
5	1250	1265	1277	1265
15	1199	1221	1237	1221
25	1098	1130	1157	1130
35	957	1005	1044	1005
45	791	860	910	860
55	606	690	758	690
65	382	481	598	481
75	194	326	416	326
85	36	196	289	196

Light Distribution

Degrees	Lumens	% Luminaire
0-30	986	23.9
0-40	1614	39.1
0-60	2886	69.9
0-90	3905	94.6
90-180	225	5.4
0-180	4130	100

Average Luminance

Zone	End	45'	Cross
45	16754	14171	13847
55	15678	12712	12618
65	13207	10415	11375
75	10615	8873	9550
85	5052	7511	8720

Coefficients of Utilization

EFFECTIVE FLOOR CAVITY REFLECTANCE 20 PER (pfc=0.20)												
pfc =	20			80			70			50		
Ceil												
Wall	70	50	30	70	50	30	50	30	70	50	30	
RCR												
0	118	118	118	114	114	114	108	108	118	118	118	
1	106	101	95	103	97	93	92	89	106	101	95	
2	95	86	80	93	84	78	80	75	95	86	80	
3	86	76	67	83	73	66	69	64	86	76	67	
4	80	67	57	77	65	56	61	55	80	67	57	
5	72	59	51	70	57	50	56	47	72	59	51	
6	68	54	45	65	53	44	50	42	68	54	45	
7	63	48	40	59	47	39	46	38	63	48	40	
8	57	44	35	56	44	34	41	34	57	44	35	
9	54	40	32	53	40	32	38	30	54	40	32	
10	51	38	30	49	37	29	35	28	51	38	30	

4' FluxStream LED strip, 5500 nominal delivered lumens

LER - 129

Catalog No.	FSS455L840-UNV-DIM
Test No.	37262
S/MH	1.3
Lamp Type	LED
Lumens	5759
Input Watts	45

Comparative yearly lighting energy cost per 1000 lumens – **\$1.86** based on 3000 hrs. and \$.08 pwr KWH.

The photometric results were obtained in the Day-Brite laboratory which is NVLAP accredited by the National Institute of Standards and Technology.

Photometric values based on test performed in compliance with LM-79.

Candlepower

Angle	End	45	Cross	Back-45
0	1788	1788	1788	1788
5	1757	1777	1792	1777
15	1685	1715	1736	1715
25	1544	1585	1623	1585
35	1346	1408	1462	1408
45	1113	1202	1271	1202
55	852	960	1055	960
65	575	712	828	712
75	272	443	610	443
85	50	259	389	259

Light Distribution

Degrees	Lumens	% Luminaire
0-30	1384	24
0-40	2264	39.3
0-60	4043	70.2
0-90	5478	95.1
90-180	281	4.9
0-180	5759	100

Average Luminance

Zone	End	45'	Cross
45	23558	19796	19347
55	22047	17697	17574
65	19887	15425	15749
75	14898	12084	14023
85	7023	9926	11749

Coefficients of Utilization

EFFECTIVE FLOOR CAVITY REFLECTANCE 20 PER (pfc=0.20)												
pfc =	20			80			70			50		
Ceil												
Wall	70	50	30	70	50	30	50	30	70	50	30	
RCR												
0	118	118	118	115	115	115	108	108	118	118	118	
1	106	101	95	103	97	93	93	89	106	101	95	
2	95	86	80	93	84	78	80	75	95	86	80	
3	86	76	68	83	73	66	69	64	86	76	68	
4	80	67	57	77	66	56	61	55	80	67	57	
5	72	59	51	70	58	50	56	47	72	59	51	
6	68	54	45	65	53	44	50	42	68	54	45	
7	63	48	40	60	47	39	46	38	63	48	40	
8	57	44	35	56	44	34	41	34	57	44	35	
9	54	40	32	53	40	32	38	30	54	40	32	
10	51	38	30	49	37	29	36	29	51	38	30	

4' FluxStream LED strip, 7000 nominal delivered lumens

LER - 126

Catalog No.	FSS470L840-UNV-DIM
Test No.	37265
S/MH	1.3
Lamp Type	LED
Lumens	7275
Input Watts	58

Comparative yearly lighting energy cost per 1000 lumens – **\$1.90** based on 3000 hrs. and \$.08 pwr KWH.

The photometric results were obtained in the Day-Brite laboratory which is NVLAP accredited by the National Institute of Standards and Technology.

Photometric values based on test performed in compliance with LM-79.

Candlepower

Angle	End	45	Cross	Back-45
0	2211	2211	2211	2211
5	2176	2199	2217	2199
15	2088	2124	2148	2124
25	1914	1966	2010	1966
35	1672	1750	1813	1750
45	1379	1502	1580	1502
55	1058	1204	1317	1204
65	714	898	1041	898
75	339	592	776	592
85	63	344	524	344

Light Distribution

Degrees	Lumens	% Luminaire
0-30	1714	23.6
0-40	2809	38.6
0-60	5028	69.1
0-90	6879	94.6
90-180	396	5.4
0-180	7275	100

Average Luminance

Zone	End	45'	Cross
45	29203	24745	24050
55	27371	22192	21938
65	24688	19451	19793
75	18540	16135	17825
85	8824	13174	15831


Coefficients of Utilization

EFFECTIVE FLOOR CAVITY REFLECTANCE 20 PER (pfc=0.20)												
pfc =	20			80			70			50		
Ceil												
Wall	70	50	30	70	50	30	50	30	70	50	30	
RCR												
0	118	118	118	114	114	114	108	108	118	118	118	
1	106	100	95	103	97	93	92	89	106	100	95	
2	95	86	79	92	83	78	80	73	95	86	79	
3	86	76	67	83	73	66	69	63	86	76	67	
4	79	67	57	77	65	56	61	55	79	67	57	
5	72	59	50	69	57	48	55	47	72	59	50	
6	67	54	44	65	52	44	50	41	67	54	44	
7	61	47	40	59	46	39	45	38	61	47	40	
8	57	44	35	56	42	34	40	34	57	44	35	
9	54	40	32	52	40	32	38	30	54	40	32	
10	51	37	29	49	37	29	35	28	51	37	29	

FSS FluxStream LED strip

2', 3', 4' and 8'

Accessories¹⁹



Accessory Catalog Code	Description
FSTH	Sliding hanger bracket (pair)
SV5F12	12" Stem and canopy kit
SV5F18	18" Stem and canopy kit
SV5F24	24" Stem and canopy kit
SV5F36	36" Stem and canopy kit
SV5F48	48" Stem and canopy kit
FKR-126	Chain hanger set (pair)
DACHxx	Adjustable cable hanger kit (single)
DACHxx-1-SC	Adjustable cable hanger kit with white straight 18/3 cord (single)
DACHxx-1-CC	Adjustable cable hanger kit with white coiled 18/3 cord (single)
DACHxx-2-SC	Adjustable cable hanger kit with white straight 18/4 cord (single)
DACHxx-2-CC	Adjustable cable hanger kit with white coiled 18/4 cord (single)
DACHxx-1D-SC	Adjustable cable hanger kit with white straight 18/5 cord with dimming leads (single)
LSXR10	Low bay pir motion sensor (120-277v)
LSXR10ADC	Low bay pir motion sensor with photocell and hi/lo trim dimming (120-277v)
FSSWG4	4' Wire guard (order two for 8' models)
FSSD2L	2' Diffuse replacement lens
FSSD3L	3' Diffuse replacement lens
FSSD4L	4' Diffuse replacement lens (order two for 8' models)
FSSDEK	Decorative plastic end cap (set of two)

White stem and canopy kit, 1/4" trade size (1/2" O.D.) locknuts included. Works with 9/16" k.O. on base of housing.

Includes two 5' heavy duty link chains with "V" hooks. Attaches to base of housing.

Works with 1/4" hole on base of housing or FSTH hanger bracket.

xx=cable length in inches, enter 48" to 180" lengths in 12" increments

¹⁹ Consult Signify to confirm whether specific accessories are BAA-compliant.

