



LED Drivers

Wired Controls

FOR ALL YOUR LIGHTING DEMANDS

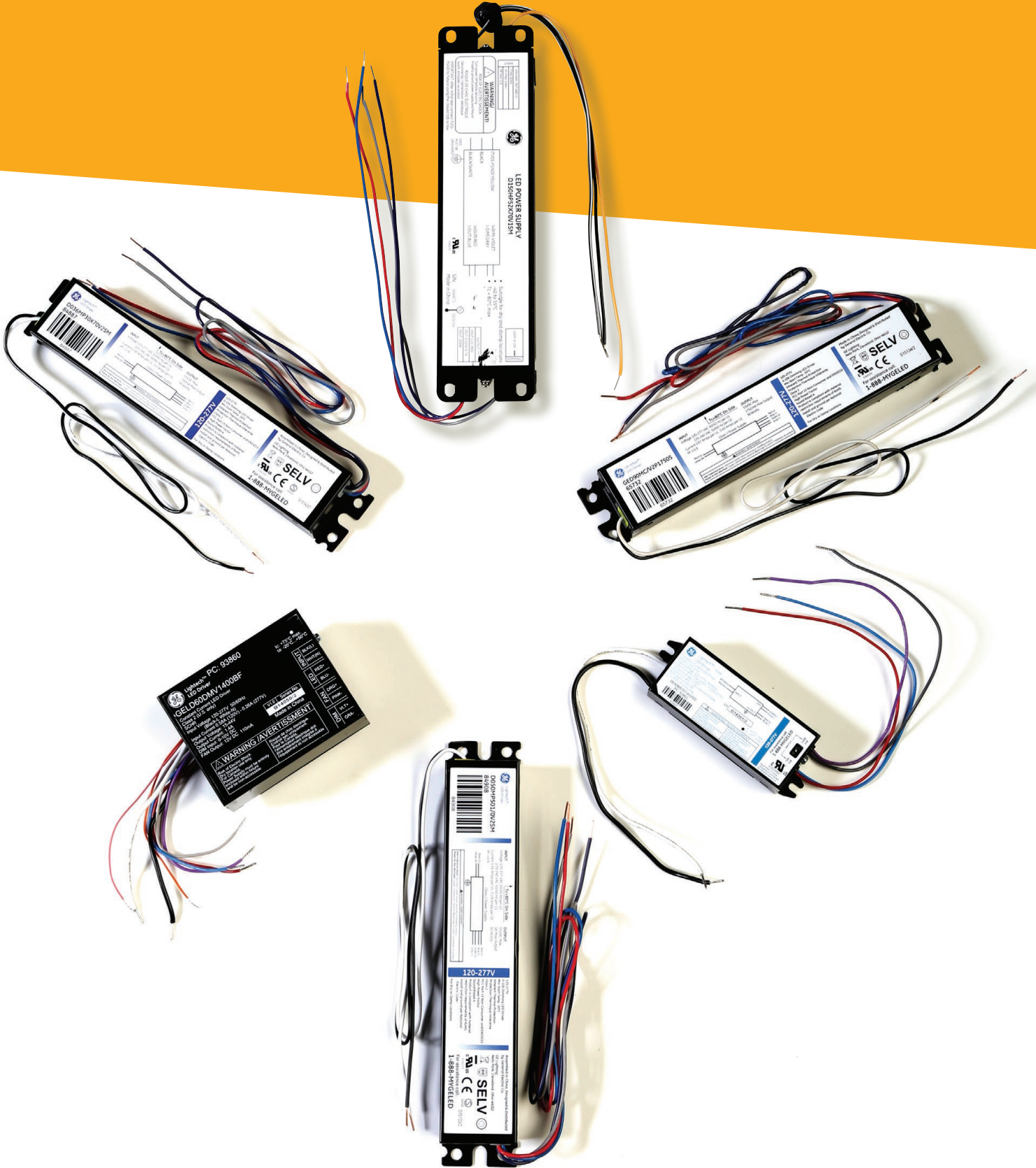


GE current
a Daintree company

Energize

Current LED drivers are a comprehensive line of products designed to work seamlessly with a breadth of LED systems. Engineered for excellent performance and reliability, the diverse range of applications they support include indoor, recessed, track, industrial, roadway, parking lots and T8 LED tubes. Designed with Six Sigma rigor, Current LED drivers provide outstanding efficiency, case temperature ratings of 80°C or greater, have a power factor greater than .9. and < 20% THD. Most Current Drivers are dimmable: 0-10v, leading and trailing edge or dimmable by Dali. All are backed by a 5-year limited warranty.





LED POWER SUPPLY
D150HFS20V015M
120-277V
5V
1.888-WVGELED
SELV
CE
RoHS

LED POWER SUPPLY
D150HFCV20V150E
120-277V
5V
1.888-WVGELED
SELV
CE
RoHS

Lighting PC: 93860
LED Driver
SELV D60DMV1400BF
Output Voltage: 5V
Output Current: 100mA
Power: 0.5W
Input Voltage: 120-277V
Input Current: 100mA
Power Factor: >0.95
Efficiency: >90%
Temperature Range: -25°C to 50°C
RoHS Compliant
CE
SELV

LED POWER SUPPLY
D150HFSQ10V25M
120-277V
5V
1.400BF
SELV
CE
RoHS

LED POWER SUPPLY
D150HFCV20V150E
120-277V
5V
1.888-WVGELED
SELV
CE
RoHS

Programmable Indoor




Programmable LED Indoor Drivers provide flexibility that can save on installation and supply chain management costs. Since these drivers easily adjust for different applications and can be quickly programmed for different LED board efficiencies, they simplify the number of SKUs you need on hand, reducing hassle and expense. These high efficiency drivers can be programmed for constant light output (CLO) or dimmed as your situation requires. Range of adjustable light output current to 1750mA. As LED technology changes, they can efficiently be re-programmed for the latest fixtures, reducing replacement costs. Available in 36, 50 and 100 watt designs with multiple output current ranges.

Indoor Constant Current Class 2 Programmable Drivers: 0-10V

PC	SAP#	Description	Max Output (W)	Input Volts	Output Voltage (VDC)	Output Current mA	Max (T) case	Enclosure L x W x H	Enclosure Type	Features
	93126648	GED22MVCV2P500P	22	120-277	30-52	150-500	85C	9.5 x 1.7 x 1.0	Metal Can: Side leads	UL listed Class P 0-10v Dimming to 1% 22.5v Aux power Dim to off
35652	93079818	DO36MP30X70V2SML	36	120-277	21-51	300-700	80c	9.5 x 1.7 x 1.0	Metal Can: Side leads	UL listed Class P 0-10v Dimming to 5%
35656	93079819	DO50MP501/OV2SML	50	120-277	10-52	500-1000	80c	9.5 x 1.7 x 1.0	Metal Can: Side leads	UL listed Class P 0-10v Dimming to 5%
	93126632	GED90MVCV2P1750P	90	120-277	30-52	500-1750	85C	9.5 x 1.7 x 1.0	Metal Can: Side leads	UL listed Class P 0-10v Dimming to 1% 22.5v Aux power Dim to off
65732	65732	GED90MC/V21750S	90	120-277	10-52	900-1750	80c	9.5 x 1.7 x 1.2	Metal Can: Side leads	UL listed Class P 0-10v Dimming to 5%

Indoor Constant Current Class 1 Programmable Drivers: 0-10V

PC	SAP#	Description	Max Output (W)	Input Volts	Output Voltage (VDC)	Output Current mA	Max (T) case	Enclosure L x W x H	Enclosure Type	Features
83453	83453	GELD50MV700PVNA2	50	120-277	60-155	160-700	80c	9.5 x 1.7 x 1.2	Metal Can: Side leads	UL Class2- 0-10V Dimming to 10%
83455	95011677	GELD100MV480PVNA2	100	120-277	170-240	350-480	80c	9.5 x 1.7 x 1.2	Metal Can: Side leads	UL Class2- 0-10V Dimming to 10%





EN

WEX

40% off sale

FITTING ROOMS

FITTING ROOMS

SHOES

SHOES

balloons & favors

party favors

kids' party

SKECHERS

Indoor Fixed Output




Indoor Constant Current Class 2 Fixed Output: 0-10V

PC	Description	Max Output (W)	Input Volts	Output Voltage (VDC)	Output Current mA	CE/UL/cUL	Max (T) case	Enclosure L x W x H	Enclosure Type	Features
93861	DO30MS701/4V2SBF	30	120/277	3-43	700/1400	YES	75c	3.75x1.75x1.33	Bottom Feed	CC UL Class2 Selectable 700 or 1400 0-10v dimming
60724	GELD60DMV1400PU	60	120/277	15-44	1400	YES	75c	4.40x3.74x1.30	Side Leads	CC UL Class2. Aux ouput 12v/110mA, 0-10v dimming

Indoor Constant Current Class 2 Fixed Output: Trailing Edge Dimming

PC	SAP#	Description	Max Output (W)	Input Volts	Output Voltage (VDC)	Output Current mA	Max (T) case	Enclosure L x W x H	Enclosure Type	Features
66864	66864	GELD6DMV350SL	6	120-277	2-20	350	70c	2.36 x 1.78 x 1.0	Plastic Can	UL Class2
66865	66865	GELD6DMV500L	6	120-277	2-14	500	70c	2.36 x 1.78 x 1.0	Plastic Can	UL Class2
66866	66866	GELD6DMV700SL	6	120-277	2-11	700	70c	2.36 x 1.78 x 1.0	Plastic Can	UL Class2
66871	66871	GELD18DMV350PU	18	120-277	4-52	350	80c	5.33 x 1.67 x 1.32	Metal Can :Side leads	UL Class2/Trailing edge dimming
66884	66884	GELD18DMV700PU	18	120-277	4-26	700	80c	5.33 x 1.67 x 1.33	Metal Can :Side leads	UL Class2/Trailing edge dimming
66902	66902	GELD26DMV500PU	26	120-277	4-52	500	90c	6.02 x 1.57 x 1.20	Metal Can :Side leads	UL Class2/Trailing edge dimming



LED Drivers for Connected Indoor Solutions

UltraMax Connected indoor Drivers are designed by Current engineers for optimal performance with Current indoor fixtures. The Drivers are non-proprietary luminaire power sources that provide a digital interface between connected components of the fixture such as the new Current Daintree Occupancy and Daylight sensor(s). Sensors are connected by a DALI bus to Drivers and can provide fixture specific data such as power consumption, operating hours, including dry diagnostics to an energy management system.

Current UltraMax® Control Ready Driver Features:

- UltraMax®: High performing programmable LED Drivers
- 22 to 100 watt maximum power
- Standard Digital Dimming to 1%
- Class P
- Auxiliary output power 15v and eliminates need for power packs
- 120-277v
- A-can with leads

PC	SAP#	Description	Max Output (W)	Input Volts	Output Voltage (VDC)	Output Current mA	Max (T) case	Enclosure L x W x H	Enclosure Type	Features
	93125619	GED22MCRP500	22	120-277	30-52	150-500	85C	9.5 x 1.7 x 1.2	Metal Can: Side leads	UL listed Class P Digital Dimming to 1%. 22.5v Aux power, Dim to off
34047	93078576	GED36MCC2P700	36	120-277	21-51	300-700	85C	9.5 x 1.7 x 1.2	Metal Can: Side leads	UL listed Class P Digital Dimming to 1%. 15v Aux power
34048	93078577	GED50MCC2P1000	50	120-277	21-51	500-1000	85C	9.5 x 1.7 x 1.2	Metal Can: Side leads	UL listed Class P Digital Dimming to 1%. 15v Aux power
	93125621	GED90MCRP1750	90	120-277	30-52	500-1750	85C	9.5 x 1.7 x 1.2	Metal Can: Side leads	UL listed Class P Digital Dimming to 1%. 22.5v Aux power, Dim to off
39922	95036753	GED100MCC2P480	100	120-277	60-155	350-480	85C	9.5 x 1.7 x 1.2	Metal Can: Side leads	UL class 1, Class P Digital Dimming to 1%. 15v Aux power
504195	95043029	GED100HCC/CR1P480	100	347-480	170-240	250-480	85C	9.5 x 1.7 x 1.2	Metal Can: Side leads	UL class 1, Class P Digital Dimming to 5%. 15v Aux power

Programmable Outdoor



Programmable LED Outdoor 100 and 150 Watt Drivers have a design life of >100,000 hours with overload and short circuit protection and the ability to withstand higher surge events (ANSI C136.2-2015). The LED Drivers have either 10kV/5kA or 6kV/3kA inherent surge protection. The Drivers have an active foldback circuit to protect the entire fixture from excessive temperature events. There is full potting for thermal and moisture protection and meets IP-66. Every Driver is production powered for 2 hours to protect against process variation that may occur during other manufacturing testing. Some of the new high efficient drivers have combined DALI and 0-10v dimming for DALI commands. Current Drivers can be programmed for output current, constant light output (CLO) clock dimming and dimming levels.

Outdoor Constant Current Class 1

Programmable Drivers: Connected Power Bus. 10kV/5kV inherent surge protection

PC	SAP#	Description	Max Output (W)	Input Volts	Output Voltage (VDC)	Output Current mA	Max (T) case	Enclosure L x W x H	Enclosure Type	Features
503884	95040192	GED25MCC/CR1P350	25	120-277	72-165	150-350	85c	4.12 x 3.5 x 1.54	Metal Can: Side leads	UL Class 1 Class P 0-10v/DALI Dimming. 16Vdc Aux power
503891	95040193	GED50MCC/CR1P600	50	120-277	82.5-165	200-600	85c	4.12 x 3.5 x 1.54	Metal Can: Side leads	UL Class 1 Class P 0-10v/DALI Dimming. 16Vdc Aux power

Outdoor Constant Current Class 1

Programmable Drivers: DALI, 0-10V and Combo

PC	SAP#	Description	Max Output (W)	Input Volts	Output Voltage (VDC)	Output Current mA	Max (T) case	Enclosure L x W x H	Enclosure Type	Features
85237	35-225097-04	DOM5OP25X47V1SM	50	120-277	110-140	350-480	80c	4.12 X 3.5 X 1.54	Metal Can:Side leads	UL Class1 0-10v to 10%
75682	35-225097-10	DO75HP521/0V1SM	75	120-277	40-142	525-1050	90c	9.5 x 2.39 x 1.5	Metal Can:Side leads	UL Class 1 0-10v Dimming 6kV/3kA surge
37317	95033833	GED100MC/VD1P700S	100	120-277	100-290	300-700	90c	9.5 x 2.39 x 1.5	Metal Can:Side leads	UL Class1 0-10v combo DALI Dimming 10kv/5ka surge
509404	95045876	GED100MVP1480L	100	120-277	100-280	200-480	85c	9.5 x 1.7 x 1.2	Metal Can:Side leads	UL Class 1, Class P, 0-10v Dimming 10kv/5ka surge
32047	95033834	GED150MC/VD1P700S	150	120-277	100-290	300-700	90c	9.5 x 2.39 x 1.5	Metal Can:Side leads	UL Class1 0-10v combo DALI Dimming 10kv/5ka surge
37324	95033835	GED150MC/VD1P1050S	150	120-277	110-143	700-1050	85c	9.5 x 2.39 x 1.5	Metal Can:Side leads	UL Class1 0-10v combo DALI Dimming 10kv/5ka surge
	93130913	GED200MC1P1200	200	120-277	95-250	360-1200	85c	9.5 x 2.39 x 1.5	Metal Can:Side leads	UL Class1 0-10v to 10%

Outdoor Constant Current Class 1

Programmable Drivers: 277-480V, DALI, 0-10V Combo

PC	SAP#	Description	Max Output (W)	Input Volts	Output Voltage (VDC)	Output Current mA	Max (T) case	Enclosure L x W x H	Enclosure Type	Features
32065	95034075	GED150HCD1P700	150	277-480	100-300	300-720	90c	9.5 x 2.39 x 1.5	Metal Can: Side leads	UL Class1/ Class P 0-10v combo DALI Dimming 6kv/3ka surge
32073	95034076	GED150HCD1P1050	150	277-480	98-215	700-1050	90c	9.5 x 2.39 x 1.5	Metal Can: Side leads	UL Class1/ Class P 0-10v combo DALI Dimming 6kv/3ka surge

Outdoor Constant Current Class 1

Programmable Drivers: 347-480V, 0-10V Dimming

PC	SAP#	Description	Max Output (W)	Input Volts	Output Voltage (VDC)	Output Current mA	Max (T) case	Enclosure L x W x H	Enclosure Type	Features
37036	95014870	D100HP35X70V1SM	100	347/480	130-292	300-700	90c	9.5 x 2.39 x 1.5	Metal Can: Side leads	UL Class1 0-10v Dimming to 10% 6kv/3ka surge
42271	35-225097-05	D150HP52X70V1SM	150	347-480	110-280	525-700	80c	9.5 x 2.39 x 1.5	Metal Can: Side leads	UL Class1 0-10v Dimming to 10% 6kv/3ka surge
42272	35-225097-06	D150HP751/OV1SM	150	347-480	75-190	525-1050	80c	9.5 x 2.39 x 1.5	Metal Can: Side leads	UL Class1 0-10v Dimming to 10% 6kv/3ka surge



ZigBee & Bluetooth Combo Drivers

The new **Zigbee and Bluetooth combo driver** is part of the Daintree product portfolio, an open networked wireless control solution to address evolving environmental regulations and transform spaces into intelligent environments for buildings of all sizes. The ZigBLE Driver has wireless dimming and on/off control through Current's Daintree Enterprise solution. The Drivers are capable of advertising in the i Beacon format for enabling indoor positioning systems. The i Beacon is programmable via ZigBee or Bluetooth.

Indoor/Industrial Constant Current Class 2 Connected Wireless ZigBee & Bluetooth Enabled Driver:

PC	SAP#	Description	Max Output (W)	Input Volts	Output Voltage (VDC)	Output Current mA	Max (T) case	Enclosure L x W x H	Enclosure Type	Features
	95046634	GED36MCC/Z2P700	36	120-277	35-51	300-700	75c	13.5 x 1.2 x 1.2	Metal Can: Side leads	UL listed Class P Digital Dimming to 10%.
	95040689	GED80MCC/Z2P1000	50	120-277	35-51	600-1500	75c	13.5 x 1.2 x 1.2	Metal Can: Side leads	UL listed Class P Digital Dimming to 10%.



Constant Voltage Fixed Output

Indoor Constant Voltage Class 2 Fixed Output:

PC	SAP#	Description	Max Output (W)	Input Volts	Output Voltage (VDC)	Output Current mA	Max (T) case	Enclosure L x W x H	Enclosure Type	Features
66914	66914	GELD25DMV12PU	25	120/277	12	2000	75c	6.02 x 1.57 x 1.20	Side leads	UL Class2
	93117721	GELD60MV12LPF	60	120/277	12	5000	75c	5.51x 1.71x1.18	Side leads	UL Class2
66926	66926	GELD60DMV24PU	60	120/277	24	2500	90c	7.80 x 1.73 x 1.57	Side leads	UL Class2
70283	70283	GELD24MV100U-A	96	120/277	24	4000	85c	9.5 x 1.70 x 1.20	Side leads	UL Class2

5 year limited warranty for LED Drivers

Detailed specifications can be found on the document library: <https://products.gecurrent.com/document-library>

Current LED Driver Programmings:

The DALI Programmer **A**

Direct ordering information:

Tridonic Power Supply: 93126922

Tridonic USB: 93127777

For use with DALI and control ready drivers




The 0-10V Programmer **B**

Direct ordering information:

Elitenet

LEDDPROG 20593

For use with 0-10v drivers



GE programming software and programming instructions can be down-loaded from this link:

[Current Driver Programming Manual](#)

The Current Difference

Building on a reputation for quality and excellence that dates back to Edison's first electric light bulb, Current brings an unsurpassed depth and breadth of expertise to every product. Our commitment to providing the greatest value in high technologically solutions is stronger than ever. We deliver innovative options backed by the international reputation of our 120-plus years in the business.

To learn more about all the LED Driver options available for your lighting needs go to:
products.gecurrent.com