

GE
Lighting

LED Power Supply

Lightech™ LED Driver
(GELD50MV700PVNA & GELD50MV700PDGL)



imagination at work

Lightech™ LED Driver

(GELD50MV700PVNA & GELD50MV700PDGL)

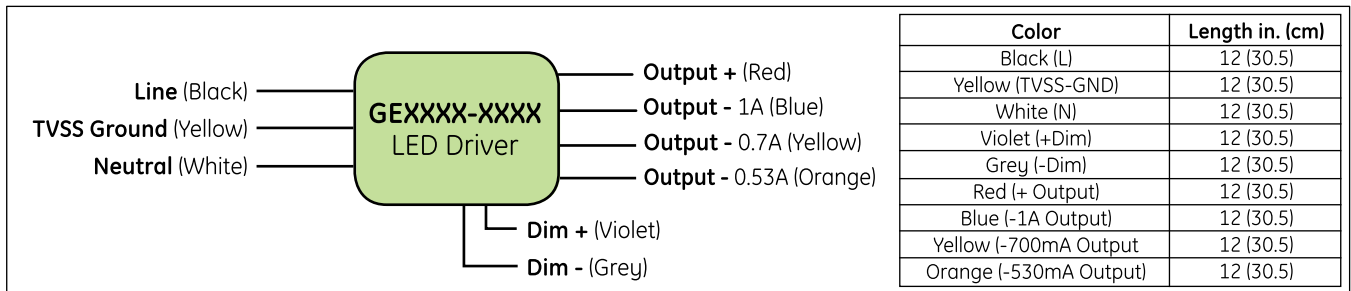
Description: (GELD50MV700PVGL) 50W programmable to 700mA, 0-10V Dimmable Class 1 driver
(GELD50MV700PDGL) 50W programmable to 700mA, DALI Dimmable Class 1 driver

Input Voltage: 120-277V

Input Frequency: 50-60Hz



GE Product Code	Max Output Power (W)	Input Current	Input Voltage	Output Current (A)	Output Voltage (V)	Efficiency Full Load	Max Input Current (A)	Min W for <20% @277V	Min W for PF>90% @277V	Max Inrush Current (A/m5)	Surge Protection (kV/kA)	Isolated Dimming			Weight (lbs/kg)	Water Rating
												Protocol	Current Source	Dimming Range (%)		
83453	50	.5-22	120/277	0.160 - 0.700	60 - 150	90%	0.51 @ 120V	17W	40W%	53 @ 277V	3 / 0.25	0-10V	0.5mA	100% - 10%	1.1 / 0.52	Damp
13901	50	.5-22	120/277	0.160 - 0.700	60 - 150	90%	0.51 @ 120V	17W	40W%	53 @ 277V	3 / 0.25	DALI	0.5mA	100% - 10%	1.1 / 0.52	Damp



Product Features

Performance

- The unit is classified as Class 1 as stipulated in UL8750.
- Dimming circuit is classified as Class 2 as stipulated in UL1310.
- Minimum ambient operating temperature: -30°C.
- Maximum allowable casing temperature: 80°C.
- For reliability and failure rate information, contact GE Lighting Solutions

Input Inrush Current		
Input Voltage (V _{rms})	Peak Current Pulse (A _{pk})	Pulse Duration (50% of Peak) (ms)
120	23	0.25ms
230	46	0.25ms
277	53	0.25ms

- The unit is UL certified for operation in dry/damp locations (Outdoor Type 1).
- The unit is tolerant of extended open circuit and short circuit conditions.
- The unit is compliant to FCC Title 47 Part 15 Class A and CISPR 15
- The unit is resistant to surges as per IEEE/ANSI C62.41.2-2002 Location A (3kV/0.25kA) and EN61000-4-5:2006 (1kV/0.5kA)

Input Ground Leakage Current	
Input Voltage (V _{rms})	Leakage Current (mA)
120	0.14
230	0.24
277	0.34

Physical

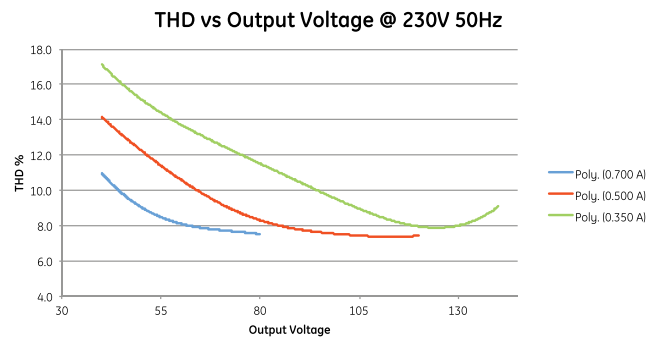
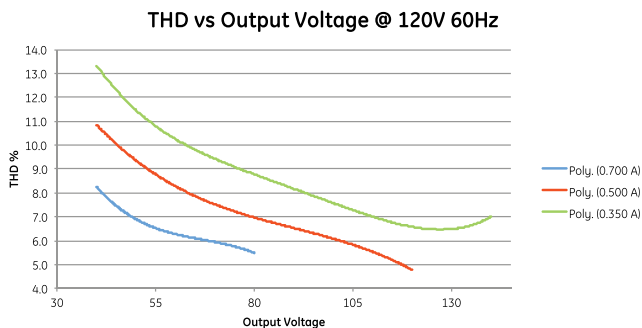
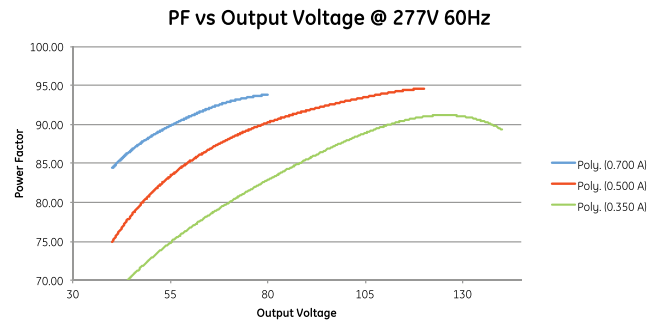
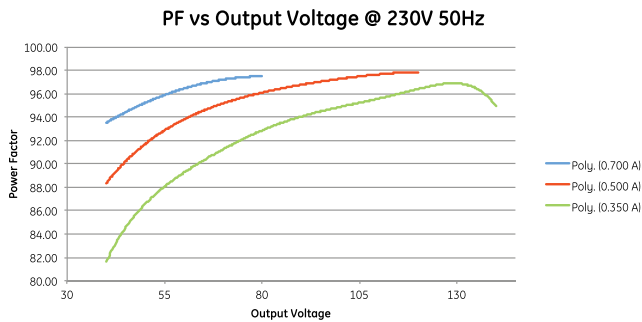
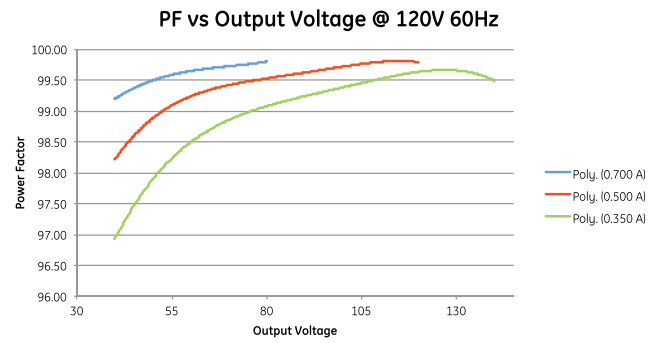
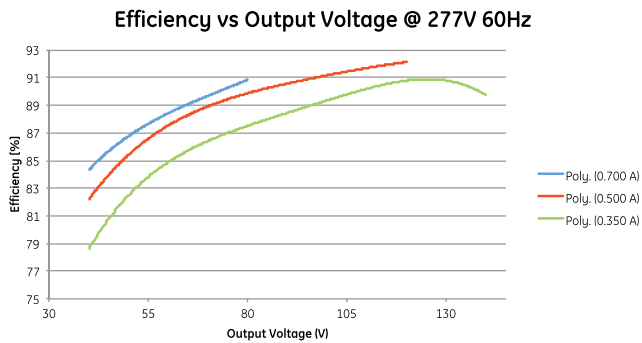
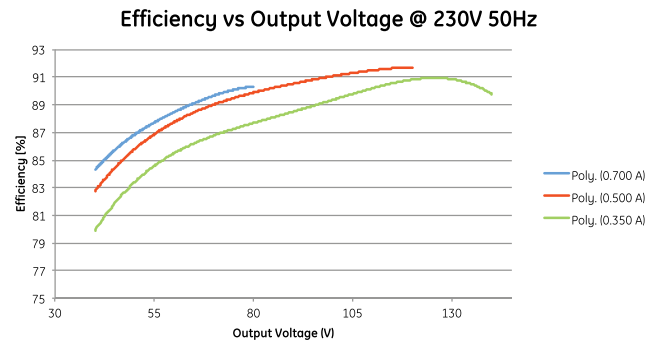
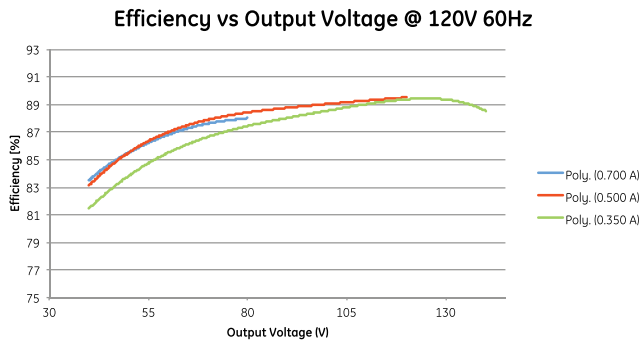
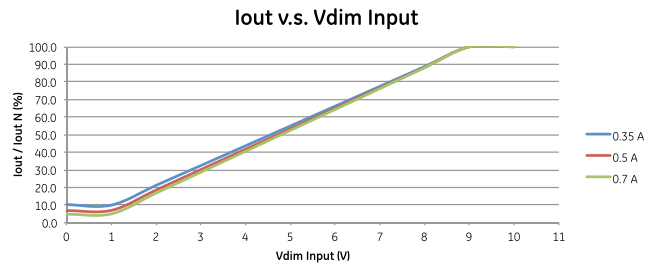
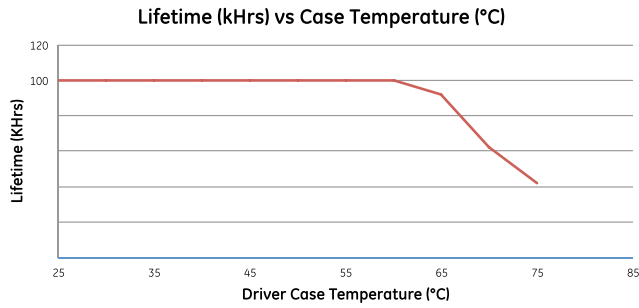
- Unit must be installed within an electrical enclosure.
- Enclosure wiring must be rated to 600V & 105°C or higher.

UL Conditions of Acceptability – E340135

- The unit has been examined to comply with Class 1 Output Criteria
- The unit is only to be used in dry or damp locations
- The metal casing must be connected to EARTH.

Technical Information

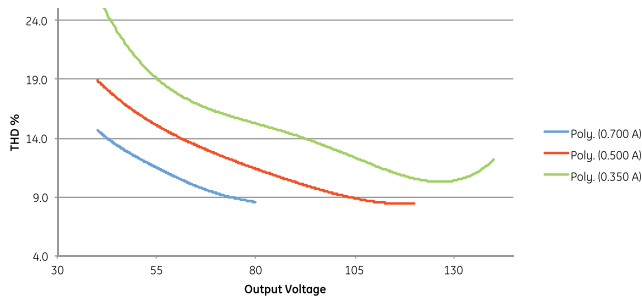
(GELD50MV700PVNA & GELD50MV700PDGL)



Technical Information

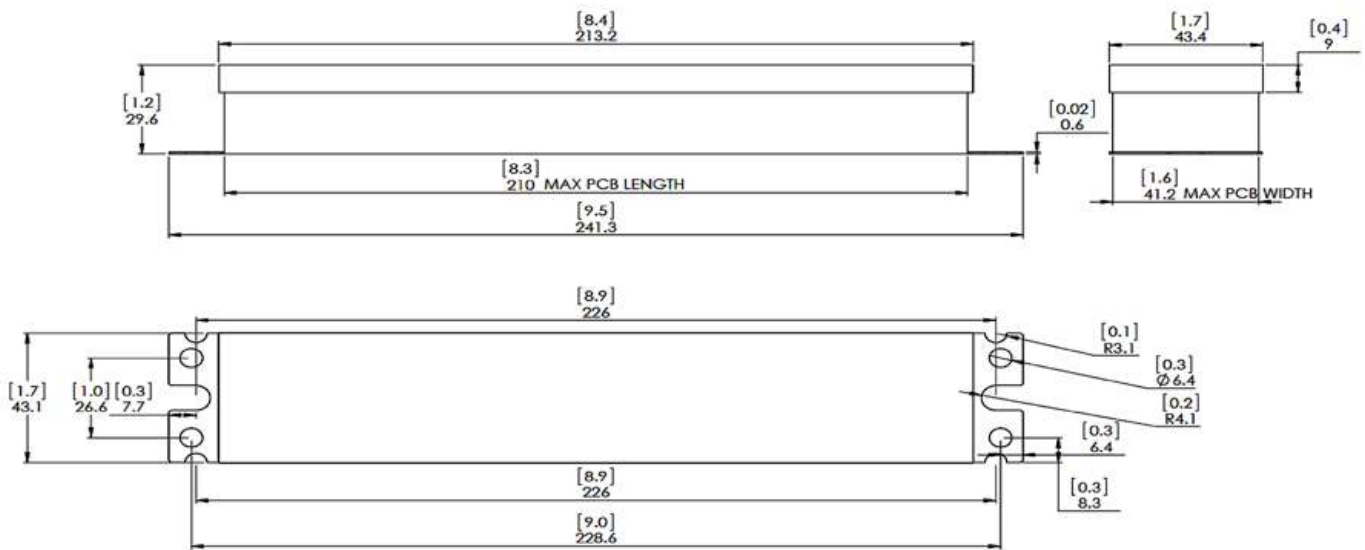
(GELD50MV700PVNA & GELD50MV700PDGL)

THD vs Output Voltage @ 277V 60Hz



Product Dimensions

(GELD50MV700PVNA & GELD50MV700PDGL)



Product Label

<p>GELD50MV700PVGL 120-277 Volts, 50/60 Hz</p>	<p>INPUT Voltage 120-277 VAC 50/60 Hz per UL 220-240 VAC 50/60 Hz per CE Current 0.51 Amps per UL, 0.52 Amps per CE PF > 0.9</p> <p>OUTPUT 155VDC Max 700mA Max Output 50 Watts</p> <p>Class 1 Power Supply</p> <p>Red (+) Black (-) Ground (-)</p> <p>TC=85°C</p> <p>WARNING / AVERTISSEMENT Risk of electrical shock. Disconnect power before servicing or installing product. Risque de choc électrique. Déconnecter l'alimentation avant le dépannage ou l'installation du produit.</p>	<p>120-277V</p> <p>0-10V Dimming LED Driver Min Start Temp -30°C Inherent Thermal Protection Protection Thermique Inhérente UL1012 Class 1 FCC Part 15 Non-Consumer and EN55015 High Power Factor Sound Rated A Product is compliant with material restriction requirements of RoHS. Install and ground per National Electric Code For Dry or Damp Locations</p>	<p>Assembled in China. Designed & Distributed by General Electric Co. GE Lighting Nela Park, Cleveland, Ohio 44122</p> <p>For assistance call: 1-888-GEBALLast</p>
---	---	---	---



www.gelighting.com

GE and the GE Monogram are trademarks of the General Electric Company. All other trademarks are the property of their respective owners. Information provided is subject to change without notice. All values are design or typical values when measured under laboratory conditions. GE Lighting and GE Lighting Solutions, LLC are businesses of the General Electric Company. © 2015 GE.

OLP0000 (Rev 08/18/15)