



Alkco's **Horizon bed light** is designed to suit the needs of various healthcare spaces. This fixture supports a calming environment through its clean aesthetic, smooth shape and reduces its visual impact on the wall optimizing cleaning time.

Project: _____
 Location: _____
 Cat.No: _____
 Type: _____
 Lamps: _____ Qty: _____
 Notes: _____

Ordering guide

Example: HZN4L35111120SWH-HDSL

Family	LED configuration	Voltage	Finish	Options
HZN4L351	11			
HZN4L351 Horizon LED, 4', 3500K	11 LEDs up / LEDs down	120 120V 277 277V 347 347V	SWH Soft white (standard) AL Aluminum CC Custom color	HDSL ¹ 4-position pull cord switch for sequential control of indirect and direct lamp compartments, left end (as facing luminaire) HDSR ¹ 4-position pull cord switch for sequential control of indirect and direct lamp compartments, right end (as facing luminaire) PCSR ¹ Pull cord switch for on-off control of direct light compartment, right end (as facing luminaire) LVC ² Low voltage controller LS Less switch (only specify if 120V) NL LED night light GMF Slow blow fuse DIM1A Dim up compartment DIM1B Dim down compartment DIM2 Dim up and down compartment

Footnotes:

1. Available in 120V only.
2. LVC cannot be used with pull cords or 347V.
3. Please note this fixture has a total lumen output of 6000lm (3000 lm up/down) Therefore, when ordering you do not need to specify the lumen output.



HZN Horizon bed light

LED

Features

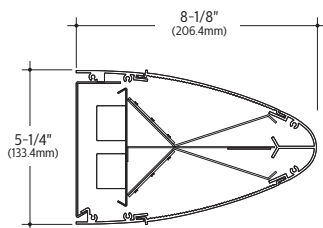
- Horizon is available in two standard colors and custom colors are available upon request. All standard colors include an antimicrobial additive to inhibit the growth of microbes.
- Three-piece assembly simplifies installation and servicing.
- Long life LEDs provide 50,000 hours of rated life (L70).
- Minimum 80 CRI LEDs.

Specifications

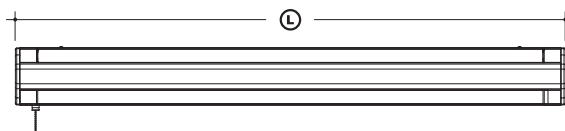
- **Construction:** The mounting plate is 18 gauge galvanized steel and reflector assembly is fabricated from 20 gauge cold rolled steel. The exterior housing is extruded aluminum with die cast endcaps and socket covers.
- **Finish:** The reflector assembly is painted after fabrication with high reflectance white polyester powder coat paint. The exterior housing is painted after fabrication with polyester powder coat paint. Available with two standard colors and with custom colors upon request. All standard colors include an antimicrobial additive to inhibit the growth of microbes.
- **Lens:** The custom linear lens is extruded from acrylic with a DR additive and has a nominal thickness of .063". Lens is held within .25" extruded channels to insure retention.
- **Lamps:** Horizon is available in high efficiency LED. The LEDs have a CCT of 3500K. Alternative CCTs can be supplied upon request.

- **Switching:** The standard switch configuration is an on-off pull chain on the left side for the direct light compartment with the indirect light compartment controlled from a remote wall switch provided by others. Optional 4-position pull chain switch (HDSL/HDSR options) for sequential control of indirect and direct light compartments. There is also an optional low voltage controller (LVC option) that is compatible with industry standard bed control systems (by others) and can be field wired for either separate or sequential switching of indirect and direct lamp compartments. The luminaire can also be specified "less switch" (LS option).
- **Listing:** cULus listed for damp locations.
- **Electrical:** One driver is provided for each lamp compartment. LED luminaires utilize constant current drivers that are 0-10V dimmable from 5-100% with THD <20%.
- **Installation:** Horizon installs in three simple steps. The back plate is mounted over the junction box and secured to the wall studs or with wall anchors. The reflector assembly attaches to the back plate with two screws. The housing is positioned over the back plate and reflector assembly and attaches with two screws.

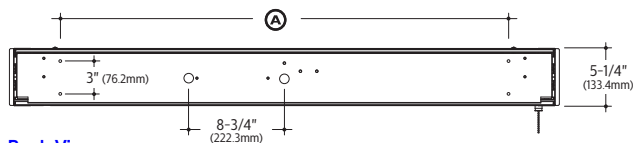
Dimensions



Side View



Front View



Back View

DIMENSION	L	A
HZN4L351	50-5/16" (1277.94mm)	41" (1041.40mm)

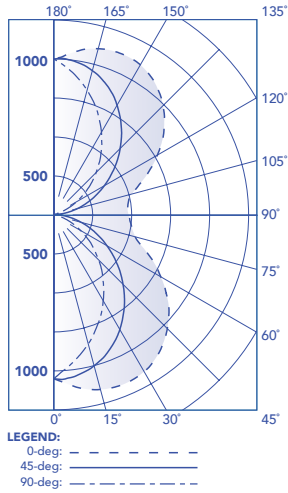
HZN Horizon bed light

LED

LED Photometry

Direct/Indirect -
HZN4L351-11

LED light source
(LEDs up/LEDs down: 3000lm)
Report No.: ITL72921
Efficacy: 138 lm/W



CO-EFFICIENTS OF UTILIZATION | Effective floor cavity reflectance=20%

rc	80				70				50			30			10			0	
rw	70	50	30	10	70	50	30	10	50	30	10	50	30	10	50	30	10	0	
RCR	0	108	108	108	108	100	100	100	100	85	85	85	71	71	71	58	58	58	53
1	97	92	88	84	89	85	81	78	72	69	67	60	58	56	49	48	47	41	
2	88	80	73	67	81	74	68	63	63	58	54	52	49	46	43	40	38	34	
3	80	69	62	55	73	64	57	52	55	49	45	46	42	38	37	34	32	28	
4	73	61	53	46	67	57	49	43	48	42	38	40	36	32	33	30	27	23	
5	67	54	46	39	61	50	43	37	43	37	32	36	31	28	30	26	23	20	
6	61	49	40	34	56	45	37	32	39	32	28	32	28	24	27	23	20	17	
7	56	44	35	30	52	41	33	28	35	29	24	29	25	21	24	21	18	15	
8	52	40	32	26	48	37	30	25	32	26	22	27	22	19	22	19	16	13	
9	49	36	28	23	45	34	27	22	29	23	19	25	20	17	21	17	14	12	
10	45	33	26	21	42	31	24	19	27	21	17	23	18	15	19	15	13	11	

CANDLEPOWER DISTRIBUTION

Vertical Angle	Horizontal Angle				
	0°	45°	90°	135°	180°
0°	906	906	906	906	906
5°	977	962	907	849	819
15°	1109	1034	870	736	686
25°	1213	1066	796	614	555
35°	1274	1054	700	494	433
45°	1271	991	578	376	317
55°	1178	870	443	258	207
65°	998	694	304	147	102
75°	783	491	170	50	30
85°	654	351	46	3	6
90°	624	330	0	0	0
95°	610	324	41	1	3
105°	725	450	156	45	25

ZONAL LUMEN SUMMARY

Zone	Lumens	% Fixt.
0-30	724	12.0
0-40	1209	20.1
0-60	2242	37.2
0-90	3163	52.5
90-120	849	14.1
90-130	1308	21.7
90-150	2220	36.9
90-180	2860	47.5
0-180	6023	100.0

