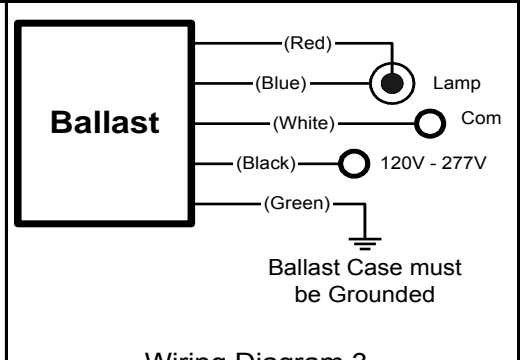
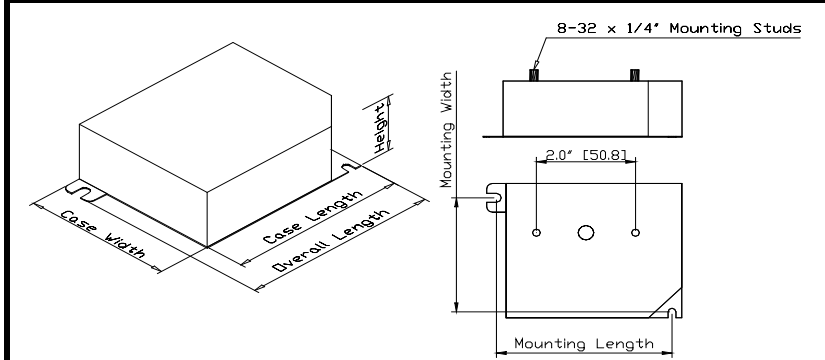


	e-Vision® Electronic Ballast for Metal Halide Lamps	Catalog Number: IMH-70-G For 70W Metal Halide Lamps ANSI C98/M98, C139/M139 or M143 120-277 50/60Hz Electronic Status: RELEASED
---	--	---

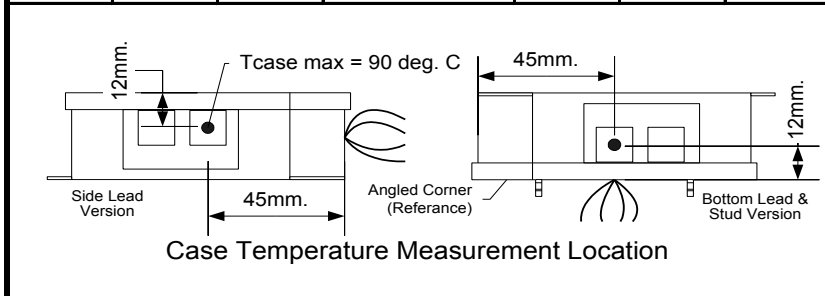
DIMENSIONS AND DATA											
Lamp		Input Volts	Catalog Number*	Line Current (Amps)	Input Power (Watts)	Min Power Factor	Wiring Diag	Fig.	Weight (lb)	Max. Distance to Lamp (ft)	
Number	Watts										

70W Watt Lamp, ANSI Code C98/M98, C139/M139 or M143 Minimum Starting Temp -20°C/-4°F											
1	70	120 277	IMH-70-G-XXX	0.67 0.29	80 79	0.9	3	G	0.9	5	



Case Figure	Overall Length	Case Length	Case Width	Height	Mounting Length	Mounting Width
G	97mm [3.8"]	90mm [3.5"]	77mm [3.0"]	30mm [1.2"]	87mm [3.4"]	67mm [2.6"]

Wiring Diagram 3



- INSTALLATION & APPLICATION NOTES:**
- Maximum allowable case temperature is 90°C. See figure above for measurement location
 - Ignition pulse is 4 kV max
 - All leads are 9 inches long
 - Ballast output will shutdown after 20 minutes if lamp fails to ignite
 - Power must be cycled off – then on, after replacing lamp
 - Connect the red lead to the center terminals of the lamp when using screw base lamps

*Ordering Information	
Order Suffix	Description
-LF	Ballast with side exit leads and mounting feet
-BLS	Ballast with bottom exit leads and mounting studs

Data is based on tests performed by Philips Advance in a controlled environment and is representative of relative performance. Actual performance can vary depending on operating conditions. Specifications are subject to change without notice. All specifications are nominal unless otherwise noted.