

KT-BPLED50PS-24-8CSA-VDIM

BACKLIT LED PANEL LIGHT

DESCRIPTION

2'x4' LED panel light, 30, 40 and 50W, 120-277V input, 0-10V dimming



PRODUCT FEATURES

- Aluminum frame featuring stepped edge design detail and gloss white paint for improved aesthetics
- New backlit style design; fits standard T-grid ceilings
- Suitable for recessed or surface mount (with optional accessories)*
- Construction features precise optical lenses over each individual LED, offering optimal light diffusion and consistent surface illumination, with no risk of yellowing over product lifetime
- Suitable for damp locations
- Powered by Keystone 0-10V dimmable LED driver with built-in junction box
- Compatible with Keystone SmartSafe LED emergency backup
- Over 50% energy savings compared to traditional fluorescent troffers
- Operating temp range -20°C/-4°F to 40°C/104°F

* For use in non-fire rated installations only

PERFORMANCE SPECIFICATIONS

Catalog Number	Input Voltage	Wattage	Color Temperature	Lumen Output	CRI	Power Factor	Efficacy	Lifetime
KT-BPLED50PS-24-8CSA-VDIM*	120-277V	50W	3500K	5,500	>80	>0.9	110 lm/W	50,000 Hours
			4000K	5,600			112 lm/W	
			5000K	5,600			112 lm/W	
	120-277V	40W	3500K	4,600			115 lm/W	
			4000K	4,700			118 lm/W	
			5000K	4,700			118 lm/W	
	120-277V	30W	3500K	3,600			120 lm/W	
			4000K	3,700			123 lm/W	
			5000K	3,700			123 lm/W	

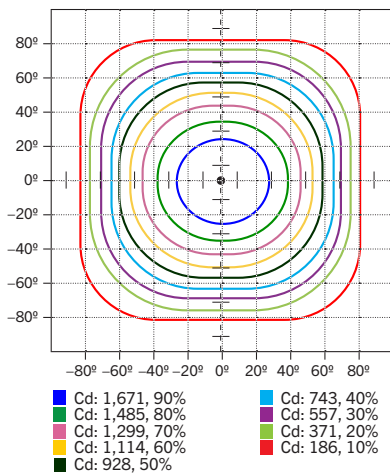
ONE CATALOG NUMBER WITH 9 DIFFERENT OPTIONS

* Preset to highest lumen output (40W / 5000K)

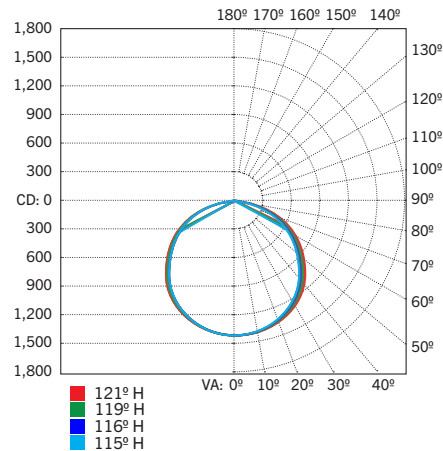
* Color Uniformity: CCT (Correlated Color Temperature) range as per guidelines outlined in ANSI C78.377-2017.

PHOTOMETRIC SPECIFICATIONS

ISOCANDELA PLOT

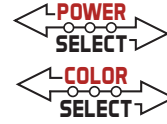


POLAR CANDELA DISTRIBUTION



ZONAL LUMEN SUMMARY

Zone	Lumens	% Luminaire
0-60	4,351.0	76.7%
60-90	1,315.5	23.2%
0-90	5,666.5	99.9%
90-180	3.7	0.06%
0-180	5,670.2	100%

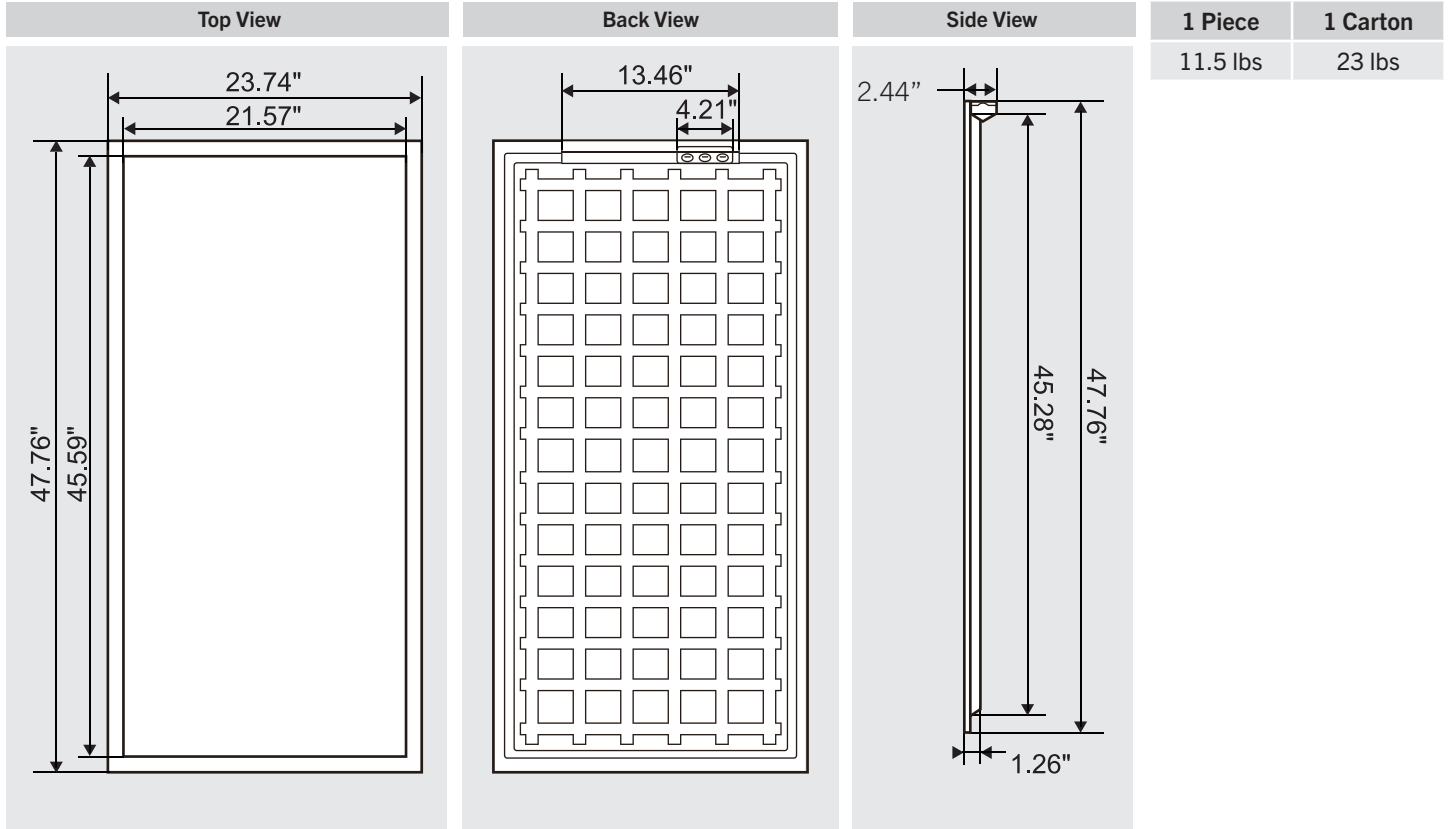


KT-BPLED50PS-24-8CSA-VDIM

BACKLIT LED PANEL LIGHT

PHYSICAL SPECIFICATIONS

WEIGHT INFORMATION

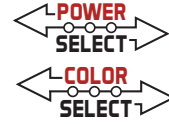


WIRELESS CONTROL OPTIONS*

Brand / System	Description	Ordering Number
Lutron Vive	FCJS-010 Wireless 0–10V fixture controller; 1A Max load; factory installed	KT-BPLED50PS-24-8CSA-VDIM /FCJS0



*Power Select functionality is disabled when fixtures are used in conjunction with Smart Loop fixture controllers or most other commercially available wireless fixture controllers.



KT-BPLED50PS-24-8CSA-VDIM

BACKLIT LED PANEL LIGHT

ACCESSORIES (SOLD SEPARATELY)

Accessory	Catalog Number	Description
Emergency Battery Backup Mounting Kit	KT-BPLED-EM-22/4-KIT	Mounting Bracket for SmartSafe LED emergency backup for 2x2 and 2x4 backlit panels
Surface Mount Kit	KT-BPLED-SM-24-KIT	Surface Mount Kit 2x4 Backlit panels
J-Box	KT-BPLED-JBOX-2	Larger J-Box add-on for LED Backlit Panels, DLC Premium and Power Select Models

ORDERING INFORMATION

CATALOG NUMBER	CARTON QTY.	EASY CODE	UPC
KT-BPLED50PS-24-8CSA-VDIM	2	IPT-19	843654127873

CATALOG NUMBER BREAKDOWN

KT-BPLED50PS-24-8CSA-VDIM

1 2 3 4 5 6 7 8 9 10

- 1 Keystone Technologies
- 2 Backlit Panel Light LED Fixture
- 3 Wattage
- 4 Power Select
- 5 2' x 4' Nominal Size
- 6 800 Series
- 7 Color Select
- 8 3500, 4000 and 5000K Color Temp
- 9 0-10V Dimming
- 10 Sensor Options

10 Sensor Options

	No option
/FC1-PIR	Occupancy sensor included