



# XFIT



## KT-CBLED45PS-24B-8CSA-VDIM

### LED CENTER BASKET FIXTURE

#### DESCRIPTION

2' x 4' LED Center Basket Fixture | 120-277V Input |  
Frosted Lens | 0-10V Dimming

#### APPLICATION

Used for commercial recessed ceiling applications



**10 YEAR**  
LIMITED WARRANTY



#### PRODUCT FEATURES

- Features Keystone Color Select technology. Adjust CCT between 3500/4000/5000K
- Features Keystone Power Select technology. Adjust power between 45W, 38W, and 30W
- Powered by Keystone 0-10V dimming LED drivers with 12V Aux
- Architectural grade center basket volumetric design
- Ambient operating temperature: -20°C/-4°F to 50°C/122°F
- Compatible with Keystone SmartSafe emergency backups
- Available with Keystone's Smart Loop Bluetooth™ mesh wireless system, with features such as high-end trim, grouping, occupancy/vacancy sensing, and scheduling.
- Low optical flicker
- THD: < 20%
- Power factor > 0.95
- IC Rated

#### POWER AND COLOR TEMPERATURE SELECTABILITY

- Keystone Color Select Technology: Adjustable CCT (3500/4000/5000K)
- Keystone Power Select Technology: Adjustable Wattage (45/38/30W)

#### PRODUCT SPECIFICATIONS

Catalog Number	Input Voltage	Wattage	CCT	Lumen Output	Efficacy	CRI	Power Factor	Lifetime
KT-CBLED45PS-24B-8CSA-VDIM	120-277V	45W	3500K	5,760	128 lm/W	> 80	> 0.90	50,000 hrs
			4000K	5,805	129 lm/W			
			5000K	5,850	130 lm/W			
		38W	3500K	4,978	131 lm/W			
			4000K	5,016	132 lm/W			
			5000K	5,054	133 lm/W			
		30W	3500K	4,110	137 lm/W			
			4000K	4,140	138 lm/W			
			5000K	4,170	139 lm/W			

#### ONE CATALOG NUMBER WITH 9 DIFFERENT OPTIONS

\* Preset to highest lumen output (45W / 5000K)

\* Color Uniformity: CCT (Correlated Color Temperature) range as per guidelines outlined in ANSI C78.377-2017

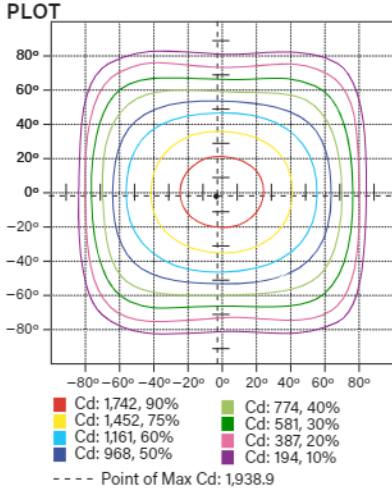


# KT-CBLED45PS-24B-8CSA-VDIM

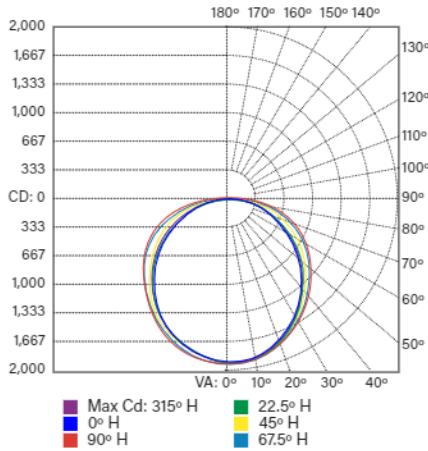
## LED CENTER BASKET FIXTURE

### PHOTOMETRIC SPECIFICATIONS

#### ISOCANDELA PLOT



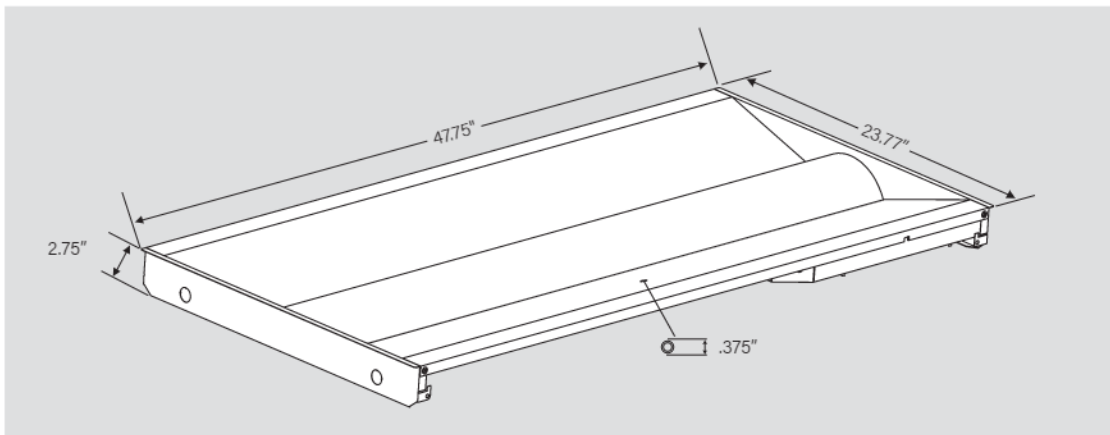
#### POLAR CANDELA DISTRIBUTION



#### ZONAL LUMEN SUMMARY

Zone	Lumens	% Luminaire
0-60	4384.6	74.50%
60-90	1488.5	25.30%
0-90	5889.2	100%

### PHYSICAL SPECIFICATIONS

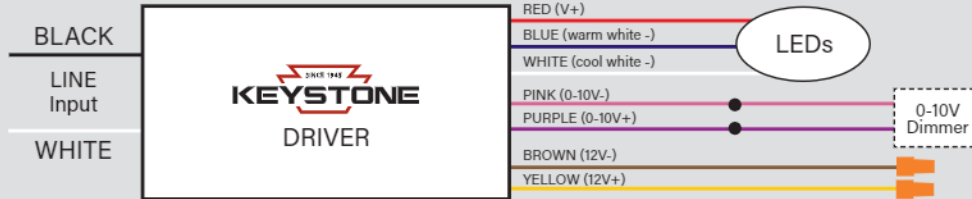




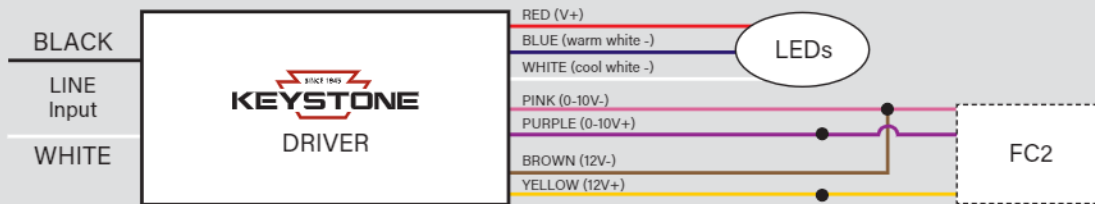
# KT-CBLED45PS-24B-8CSA-VDIM LED CENTER BASKET FIXTURE

## WIRING DIAGRAMS

0-10V Dimmer



KTSL-FC2-12V-SM-PIR Fixture Controller/Sensor





# KT-CBLE45PS-24B-8CSA-VDIM

## LED CENTER BASKET FIXTURE

### ACCESSORIES

#### SENSORS

Factory-Installable OR Field-Installable (field-installable purchased separately)

✓	SUFFIX*	CATALOG NUMBER	DESCRIPTION	UPC	EASY CODE
	/FC2	KTSL-FC2-12V-SM-PIR	Bluetooth mesh wireless low voltage individual fixture controller for SmartLoop system with integrated daylight and PIR motion sensors.	843654135236	TCM-01

Keystone SmartLoop is a DLC qualified network lighting control solution, offering advanced functions such as complete wireless control, zoning, high-end trim, occupancy/vacancy sensing, scene setting, and scheduling. To learn more about smartloop, please visit <http://www.keystonetech.com/smartloop>




\* FOR FACTORY INSTALLATION OF ACCESSORY, ADD SUFFIX TO FIXTURE PART NUMBER (SEE ORDERING EXAMPLES AND INSTRUCTIONS ON LAST PAGE OF SPEC SHEET).

#### CORD SETS

Factory-Installable OR Field-Installable (field-installable purchased separately)

✓	SUFFIX*	CATALOG NUMBER	DESCRIPTION	UPC	EASY CODE
	/515P6	KT-CS-515P-6-18/3	Cord set for high bay; 125V NEMA 5-15P; straight blade plug; 6' SJTOW cable; 18/3 wire	843654140124	UKH-26
	/L715P10	KT-CS-L715P-10-16/3	Cord set for high bays; 277V NEMA L7-15P; twist lock plug; 10' SJTOW cable; 16/3 wire	843654140131	SFV-88
	/L615P10	KT-CS-L615P-10-16/3	Cord set for high bays; 250V NEMA L6-15P; twist lock plug; 10' SJTOW cable; 16/3 wire	843654140148	ZQS-05
	/L515P10	KT-CS-L515P-10-16/3	Cord set for high bays; 125V NEMA L5-15P; twist lock plug; 10' SJTOW cable; 16/3 wire	843654140155	GVH-22
	/L715P6	KT-CS-L715P-6-16/3	Cord set for high bays; 277V NEMA L7-15P; twist lock plug; 6' SJTOW cable; 16/3 wire	843654140162	DVU-44
	/L615P6	KT-CS-L615P-6-16/3	Cord set for high bays; 250V NEMA L6-15P; twist lock plug; 6' SJTOW cable; 16/3 wire	843654140179	LCW-66
	/L515P6	KT-CS-L515P-6-16/3	Cord set for high bays; 125V NEMA L5-15P; twist lock plug; 6' SJTOW cable; 16/3 wire	843654140186	POC-82
	/NP10	KT-CS-NP-10-16/3	Cord for high bays; no plug; inners 1/2" strip on both ends; 10' SJTOW cable; 16/3 wire	843654140193	YOH-90
	/NP6	KT-CS-NP-6-16/3	Cord for high bays; no plug; inners 1/2" strip on both ends; 6' SJTOW cable; 16/3 wire	843654140216	HUB-73
	/NP15	KT-CS-NP-15-16/3	Cord for high bays; no plug; inners 1/2" strip on both ends; 15' SJTOW cable; 16/3 wire	843654140209	EYD-18



Cord Sets

\* FOR FACTORY INSTALLATION OF ACCESSORY, ADD SUFFIX TO FIXTURE PART NUMBER (SEE ORDERING EXAMPLES AND INSTRUCTIONS ON LAST PAGE OF SPEC SHEET).  
 NOTE: FOR CORD SETS NOT LISTED HERE, PLEASE CONTACT YOUR KEYSTONE SALES REP.

(Accessories continued on next page)



# KT-CBLED45PS-24B-8CSA-VDIM

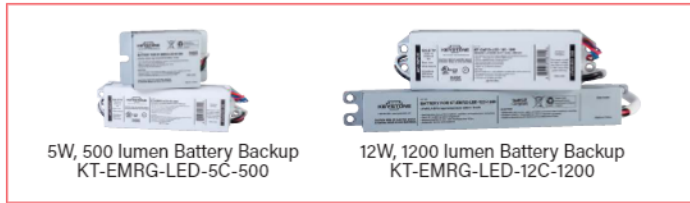
## LED CENTER BASKET FIXTURE

**ACCESSORIES (continued)**

**EMERGENCY BACKUP**

Factory-Installable OR Field-Installable (field-installable purchased separately)

✓	SUFFIX*	CATALOG NUMBER	DESCRIPTION	UPC	EASY CODE
	/EM5†	KT-EMRG-LED-5C-500	5W, 500 lumen Smart Safe emergency backup, CEC T20 Compliant	843654103099	JTR-48
	/EM12†	KT-EMRG-LED-12C-1200	12W , 1200 lumen Smart Safe emergency backup, CEC T20 Compliant	843654103112	OJQ-32



\* FOR FACTORY INSTALLATION OF ACCESSORY, ADD SUFFIX TO FIXTURE PART NUMBER (SEE ORDERING EXAMPLES AND INSTRUCTIONS ON LAST PAGE OF SPEC SHEET).  
 † FACTORY INSTALLATION OF EMERGENCY BACKUP UNITS WILL AUTOMATICALLY INCLUDE ANY RELEVANT MOUNTING BRACKET.

**MOUNTS AND BRACKETS**

Field-Installable / Field-Use ONLY (purchased separately)

CATALOG NUMBER	DESCRIPTION	UPC	EASY CODE
KT-CBLED-SM-24-KIT	Surface Mount Kit for 2x4 LED Center Basket Troffers	843654127606	QWL-39
KT-CBLED-RMF-24-KIT	Recessed Mount Flange Kit for 2x4 Center Basket Fixtures	843654132976	UIO-18



**STEP-DOWN TRANSFORMERS**

Factory-Installable OR Field-Installable (field-installable purchased separately)

✓	SUFFIX*	CATALOG NUMBER	DESCRIPTION	UPC	EASY CODE
	/480††	KTAT-250-480-277 /SF	Fully enclosed, single flex step-down transformer for LED high bay fixtures (250VA or lower)	843654102931	XIM-17



\* FOR FACTORY INSTALLATION OF ACCESSORY, ADD SUFFIX TO FIXTURE PART NUMBER (SEE ORDERING EXAMPLES AND INSTRUCTIONS ON LAST PAGE OF SPEC SHEET).  
 † FACTORY INSTALLATION OF STEP-DOWN TRANSFORMER UNITS WILL AUTOMATICALLY INCLUDE ANY RELEVANT MOUNTING BRACKET.  
 †† STEP-DOWN TRANSFORMERS CANNOT BE ORDERED IN CONJUNCTION WITH STANDARD SJTOW CORD SET OPTIONS (CONTACT KEYSTONE SALES REP FOR AVAILABLE CUSTOM OPTIONS IF NEEDED).



# KT-CBLED45PS-24B-8CSA-VDIM

## LED CENTER BASKET FIXTURE

### ORDERING INFORMATION

Catalog Number	Pack Quantity	Easy Code	UPC	DLC PRODUCT ID
KT-CBLED45PS-24B-8CSA-VDIM	TBD	TSB-09	843654134802	PMM73646

### CATALOG NUMBER BREAKDOWN


# KT-CBLED45PS-24B-8CSA-VDIM

<b>1</b> Keystone Technologies	<b>9</b> Color Select Designation	<b>9</b> Color Select Designation
<b>2</b> LED Center Basket Fixture	<b>10</b> 0-10V Dimming	A      3500K, 4000K, 5000K
<b>3</b> Wattage		
<b>4</b> Power Select		
<b>5</b> 2X4' Nominal Length		
<b>6</b> Form Factor		
<b>7</b> 800 Series		
<b>8</b> Color Select		

### ORDERING EXAMPLES

FIXTURE WITH MULTIPLE FACTORY-INSTALLED ACCESSORIES\*

**KT-CBLED45PS-24B-8CSA-VDIM /FC2/L715P6/EM5**



FIXTURE WITH MULTIPLE FACTORY-INSTALLED ACCESSORIES\*

**KT-CBLED45PS-24B-8CSA-VDIM /FC2/EM5/480**




FIXTURE WITH TWO FACTORY-INSTALLED ACCESSORIES\*

**KT-CBLED45PS-24B-8CSA-VDIM /FC2/480**



FIXTURE WITH SINGLE FACTORY-INSTALLED ACCESSORY

**KT-CBLED45PS-24B-8CSA-VDIM /FC2**



FIXTURE WITH NO FACTORY-INSTALLED ACCESSORIES

**KT-CBLED45PS-24B-8CSA-VDIM**



#### KEYSTONE FIXTURE

CATALOG NUMBER
KT-CBLED45PS-24B-8CSA-VDIM

#### SENSORS

<input checked="" type="checkbox"/> SUFFIX	CATALOG NUMBER
<input checked="" type="checkbox"/> /FC2	KTSL-FC2-12V-SM-PIR

#### CORD SETS

<input checked="" type="checkbox"/> SUFFIX	CATALOG NUMBER
<input checked="" type="checkbox"/> /L715P6	KT-CS-L715P-6-16/3

#### EMERGENCY BACKUP

<input checked="" type="checkbox"/> SUFFIX	CATALOG NUMBER
<input checked="" type="checkbox"/> /EM5	KT-EMRG-LED-5C-500

#### STEP-DOWN TRANSFORMERS

<input checked="" type="checkbox"/> SUFFIX	CATALOG NUMBER
<input checked="" type="checkbox"/> /480	KTAT-250-480-277 /SF

NOTE: STEP-DOWN TRANSFORMERS CANNOT BE ORDERED IN CONJUNCTION WITH STANDARD SJTOW CORD SET OPTIONS (CONTACT KEYSTONE SALES REP FOR AVAILABLE CUSTOM OPTIONS IF NEEDED).

\* WHEN ORDERING MORE THEN ONE FACTORY-INSTALLED ACCESSORY, USE MULTIPLE SUFFIXES AS SHOWN IN THE ORDERING EXAMPLES ABOVE.  
NOTE: ALL ACCESSORIES CAN ALSO BE ORDERED SEPARATELY FOR FIELD INSTALLATION USING JUST THEIR REGULAR CATALOG NUMBER, UPC, OR EASY CODE.