



KT-CLED40-S1-850-VDIM

LED CANOPY LIGHT FIXTURE

DESCRIPTION

General Purpose 40W LED Canopy Light | 120–277V Input | Bronze Housing

APPLICATION

Ceiling mounted outdoor illumination needs, such as parking garages, covered walkways, entrance areas, etc.



10 YEAR
LIMITED WARRANTY

PRODUCT FEATURES

- Familiar, low profile design ideal for a wide range of new and replacement installations
- Heavy-duty die-cast aluminum housing with a modern aesthetic and (3) 1/2" NPT threaded conduit hubs
- Suitable for standard junction box mounting or 3/4" NPT pendant mounting
- Impact resistant, polycarbonate diffuser with 160° parking garage distribution. Perfect for low mounting applications

- Optional 110° canopy distribution diffuser available. Perfect for high mounting applications
- Powered by Keystone LED 0–10V dimming driver
- Ambient operating temperature: –40°C/–40°F to 50°C/122°F
- UL certified for wet locations, IP65 rated
- Power Factor: > 0.95
- THD: < 20%
- L70 @ >100,000 hrs @ 25°C/77°F ambient fixture temperature
- Meets FCC Part 15, Part B, Class A standards for conducted and radiated emissions

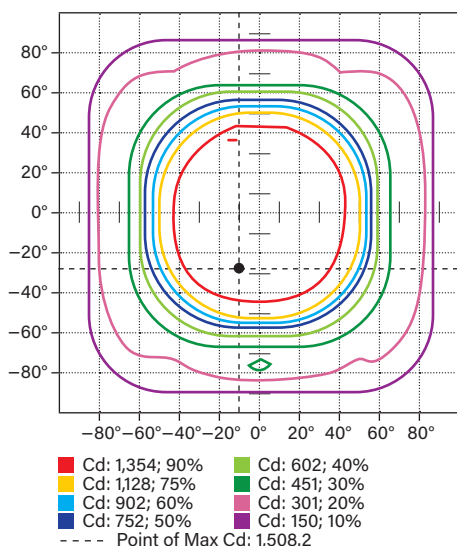
PERFORMANCE SPECIFICATIONS

Catalog Number	Wattage	CCT	Lumens	Efficacy	Input Voltage	Dimming	CRI	Distribution Pattern	Photocell Included	Nominal Size	Housing Color	Legacy Equivalent
KT-CLED40-S1-850-VDIM	40W	5000K	5600	125 lm/W	120–277V	0–10V	> 80	160°	No	8" square	Bronze	175W MH

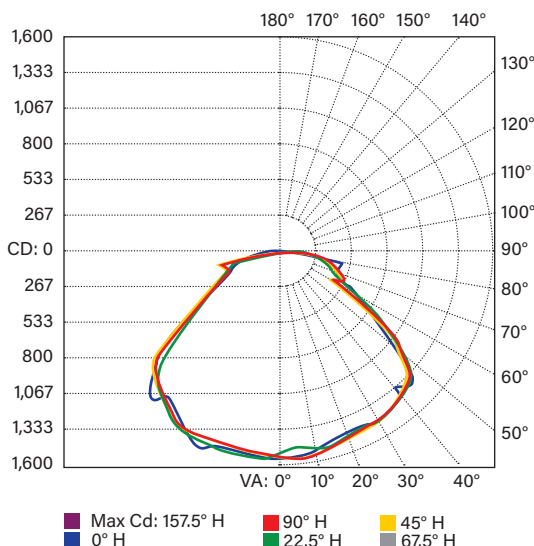
Note: Color uniformity: CCT (Correlated Color Temperature) range as per guidelines outlined in ANSI C78.377-2017

PHOTOMETRIC SPECIFICATIONS

ISOCANDELA PLOT



POLAR CANDELA DISTRIBUTION

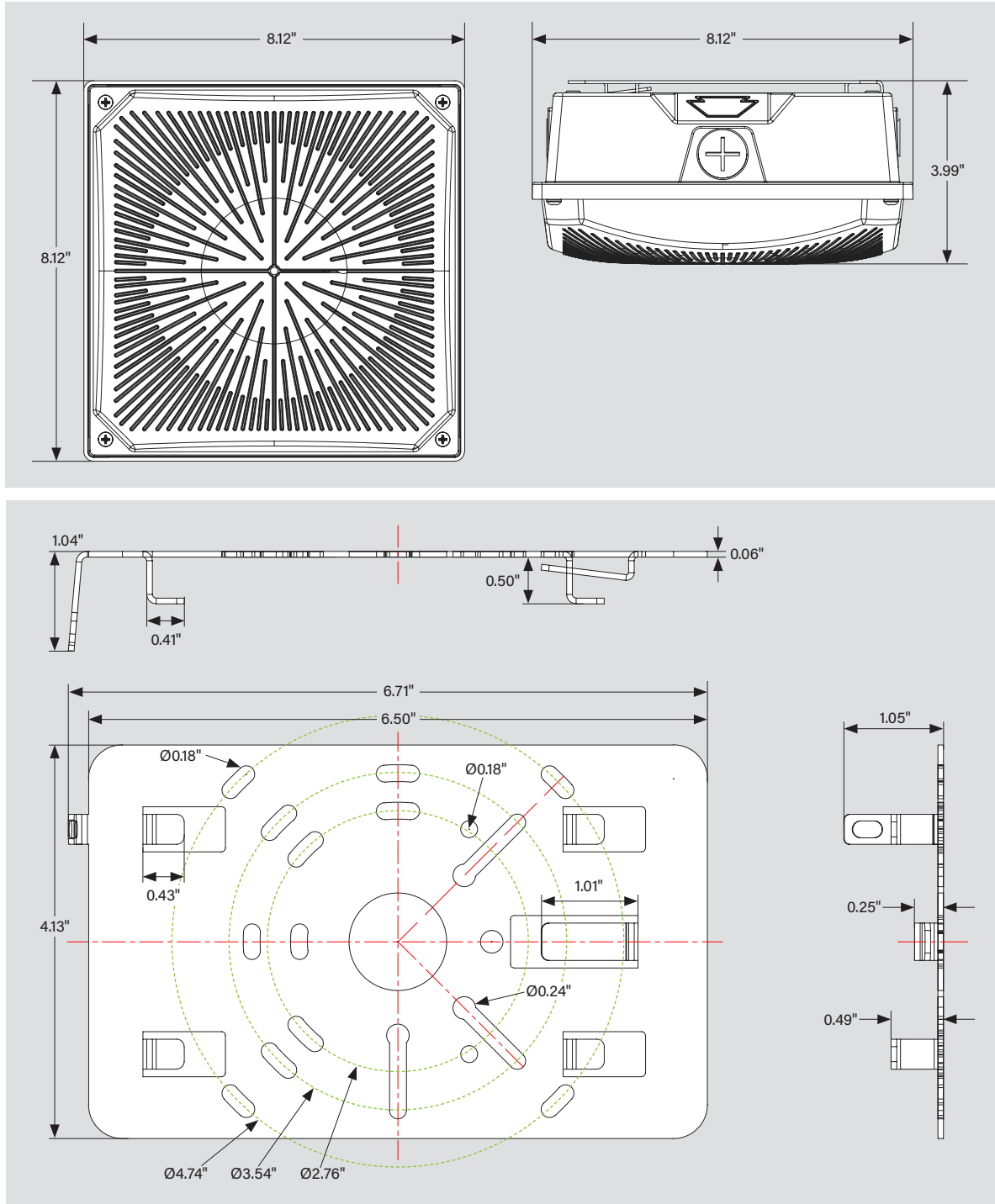


ZONAL LUMEN SUMMARY

Zone	Lumens	% Luminaire
0–30	1,242.9	23.4%
0–40	2,140.9	40.4%
0–60	3,979.2	75.0%
60–90	1,127.9	21.3%
70–100	697.1	13.1%
90–120	151.1	2.9%
0–90	5,107.0	96.3%
90–180	195.4	3.7%
0–180	5,302.4	100%

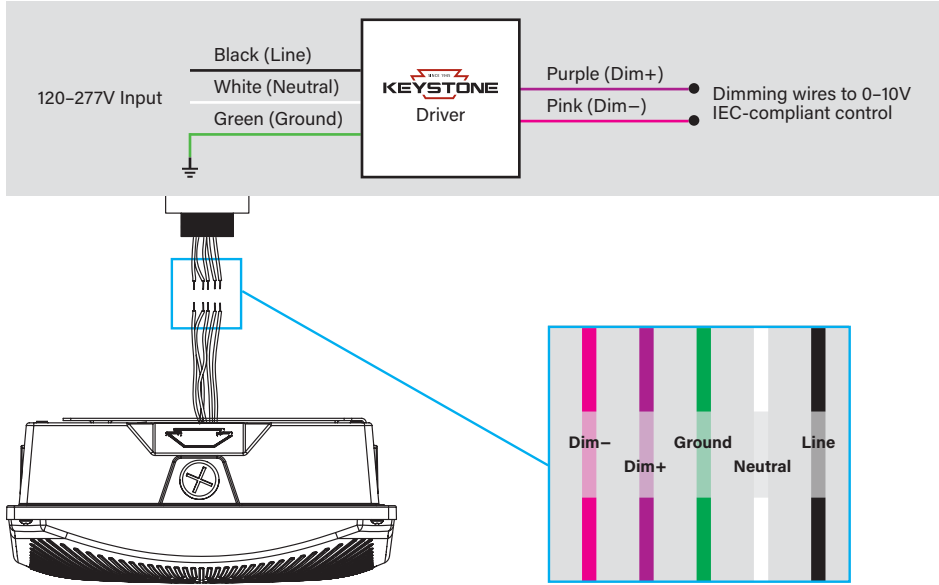
KT-CLED40-S1-850-VDIM
LED CANOPY LIGHT FIXTURE

DIMENSIONS



KT-CLED40-S1-850-VDIM
LED CANOPY LIGHT FIXTURE

WIRING DIAGRAMS



ACCESSORIES

LENSES

Factory-Installable OR Field-Installable (field-installable purchased separately)

✓	SUFFIX*	CATALOG NUMBER	DESCRIPTION	UPC	EASY CODE
	/L110	KT-CLED-LENS-S1-110-KIT	110° beam angle lens Used on 8" square canopy	843654152011	GNA-34



MOUNTS AND BRACKETS

Field-Installable / Field-Use ONLY (purchased separately)

CATALOG NUMBER	DESCRIPTION	UPC	EASY CODE
KT-CLED-BP-15	15" mounting back plate Bronze Used on all canopy fixtures	843654152028	FHA-85
KT-CLED-SM-1-KIT	Surface mount / pendant mount kit Bronze Used on Series 1 Canopy Fixtures Attaches to pre-installed mounting plate	843654160368	HRA-27



* For factory installation of accessory, add suffix to fixture part number (see ordering examples and instructions on last page of spec sheet).



KT-CLED40-S1-850-VDIM

LED CANOPY LIGHT FIXTURE

FIXTURE ORDERING INFORMATION

ORDER CODE	UPC	Easy Code	DLC PRODUCT CODE
KT-CLED40-S1-850-VDIM	843654151991	IVI-04	S-C2HKX9
KT-CLED40-S1-850-VDIM /L110	843654163161	YRI-22	S-42NGZR
			S-GKUNC1

FIXTURE CATALOG NUMBER BREAKDOWN

KT-CLED40-S1-850-VDIM

1 2 3 4 5 6 7 8 9

- 1 Keystone Technologies
- 2 Canopy Light Fixture
- 3 LED Technology
- 4 Wattage
- 5 Small Size
- 6 Series 1
- 7 80 CRI
- 8 CCT
- 9 0-10V Dimming

ORDERING EXAMPLES

FIXTURE WITH SINGLE FACTORY-INSTALLED ACCESSORY

KT-CLED40-S1-850-VDIM/L110

FIXTURE WITH NO FACTORY-INSTALLED ACCESSORIES

KT-CLED40-S1-850-VDIM

KEYSTONE FIXTURE

CATALOG NUMBER

KT-CLED40-S1-850-VDIM

LENSES

<input checked="" type="checkbox"/>	SUFFIX	CATALOG NUMBER
<input checked="" type="checkbox"/>	/L110	KT-CLED-LENS-S1-110-KIT