



XFIT



KT-FLED100-R1A-UNV-8CSB-VDIM

COMPACT 100W GENERAL-PURPOSE LED FLOODLIGHT

DESCRIPTION

Compact 100W General-Purpose LED Floodlight | 120–277V Input |
3000–5000K | Bronze Housing | Universal Mount

APPLICATION

Building or ground mount application for outdoor illumination
(landscapes, display signage, loading docks,
building façades, pathways, parking areas, and
other general site lighting requirements)



5YEAR
WARRANTY



PRODUCT FEATURES

- Keystone Color Select technology (3000/4000/5000K)
- Uniform, wide flood design (NEMA 7H x 7V distribution pattern)
- Heavy-duty, die cast aluminum housing featuring built-in glare visor and tempered glass lens
- Powered by Keystone 0–10V dimming LED drivers
- Built-in dusk-to-dawn photocell behind translucent 3/4" threaded plug with anti-yellowing agent
- Heavy-duty slip fitter mount and trunnion mount options included
- Ambient operating temperature: –40°C/–40°F to 45°C/113°F
- UL listed for wet locations, IP65
- 0–10V dimming, 10% min
- Power Factor: >0.95
- THD: <20%
- LED chip lifetime: L70 >100,000 hrs @ 25°C/77°F ambient fixture temp
- Meets FCC Part 15, Part B, Class A standards for conducted and radiated emissions
- 18" input cable, pre-stripped
- Fixture impact rating IK07

PERFORMANCE SPECIFICATIONS

Catalog Number	Wattage	Selectable CCT *	Lumens	Efficacy	Input Voltage	Housing Color	CRI	Dimming	Mounting	Rated Life	Legacy Equivalent
KT-FLED100-R1A-UNV-8CSB-VDIM	100W	3000K	12200 lm	122 lm/W	120–277V	Bronze	>80	0–10V	Universal: 2 3/8" Slip fitter or trunnion	50,000 hrs	400W MH
		4000K	14300 lm	143 lm/W							
		5000K	13400 lm	134 lm/W							

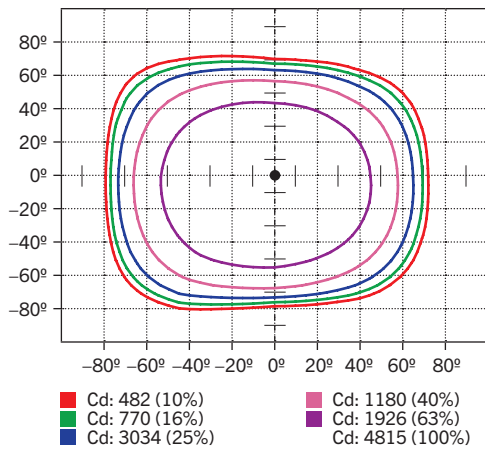
* Color Uniformity: CCT (Correlated Color Temperature) range as per guidelines outlined in ANSI C78.377-2017

KT-FLED100-R1A-UNV-8CSB-VDIM

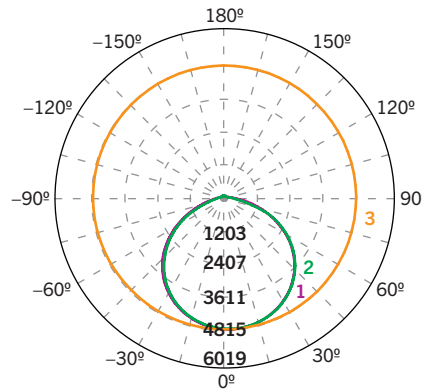
COMPACT 100W GENERAL-PURPOSE LED FLOODLIGHT

PHOTOMETRIC SPECIFICATIONS

ISOCANDELA PLOT



LUMINOUS INTENSITY DISTRIBUTION



Average diffuse angle (50%): 114.2°

1 Violet C0 – C180

2 Green C90 – C270

3 Orange G2

Unit: cd

FLUX DISTRIBUTION

Zone	Lumens	% Luminaire
Forward Light	6,890 lm	51.7%
0°–30°	1,901 lm	14.3%
30°–60°	3,804 lm	28.5%
60°–80°	1,156 lm	8.7%
80°–90°	28 lm	0.2%
Back Light	6,331 lm	47.5%
0°–30°	1,864 lm	14.0%
30°–60°	3,550 lm	26.6%
60°–80°	899 lm	6.7%
80°–90°	17 lm	0.1%
Up Light	106 lm	0.8%
90°–100°	6 lm	0.0%
100°–180°	100 lm	0.8%

BUG* Rating

Asymmetrical Luminaire Types

Type I, II, III, IV B3 U3 G2

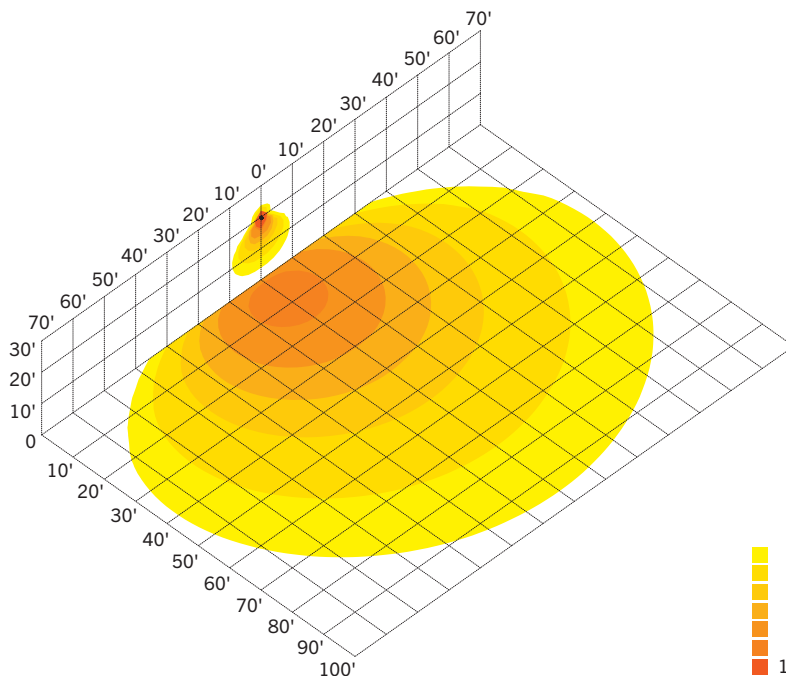
Quadrilateral Symmetrical Luminaire Types

Type V, Area Light B3 U3 G1

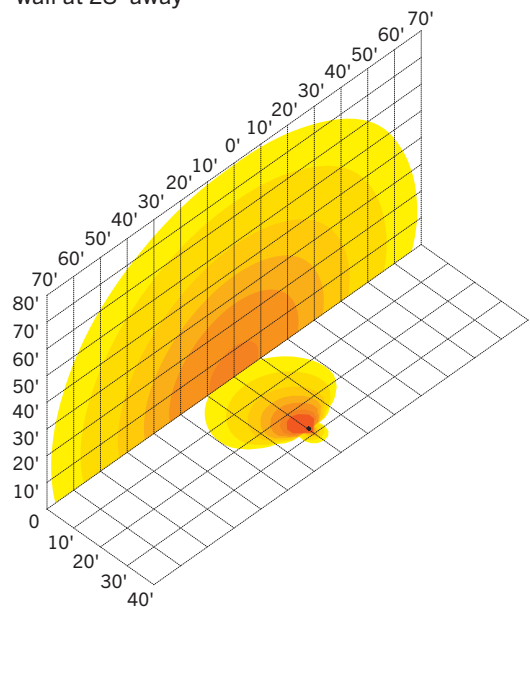
* Backlight, Uplight, Glare

LIGHT DISTRIBUTION PATTERNS (Isometric view from above)

Building exterior mounted at
20', 30° below horizontal



Ground mounted at 6" above ground,
10° above horizontal, shining towards building exterior
wall at 28' away

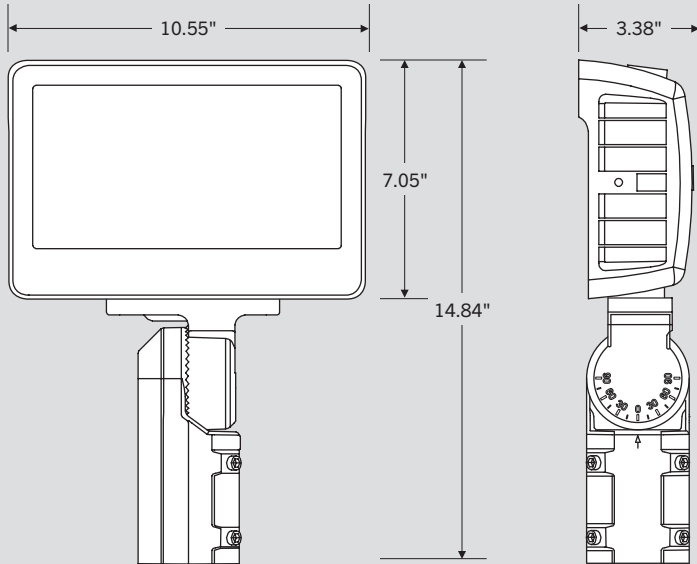


KT-FLED100-R1A-UNV-8CSB-VDIM

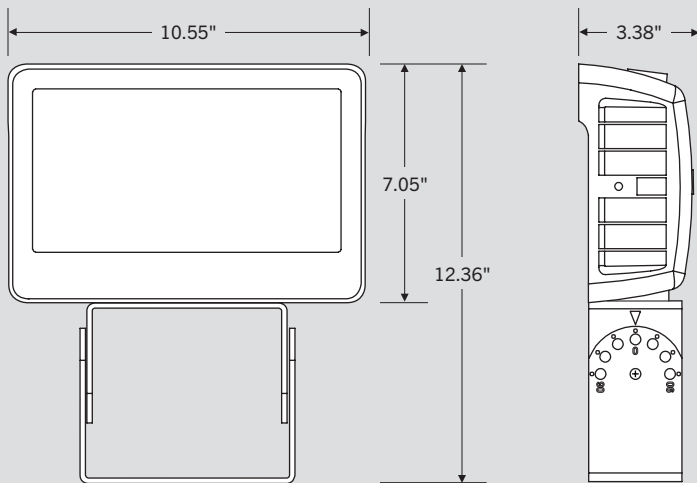
COMPACT 100W GENERAL-PURPOSE LED FLOODLIGHT

PHYSICAL SPECIFICATIONS

SLIP FITTER MOUNT



TRUNNION MOUNT



EPA

Mounted Vertical	0.62 sq/ft
Mounted Horizontal	0.30 sq/ft
Mounted 45°	0.65 sq/ft



XFIT

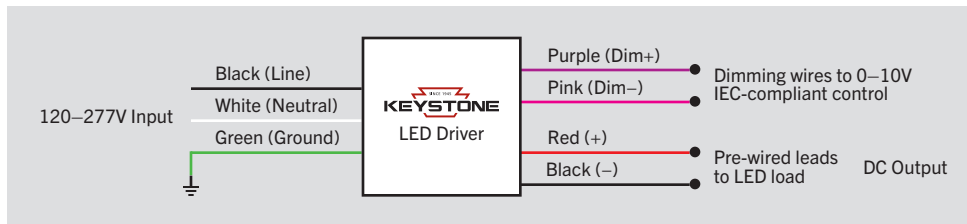


KT-FLED100-R1A-UNV-8CSB-VDIM

COMPACT 100W GENERAL-PURPOSE LED FLOODLIGHT

GENERAL SETUP INSTRUCTIONS

GENERAL WIRING DIAGRAM



Caution: Before installing, make certain that AC power to the fixture is off.

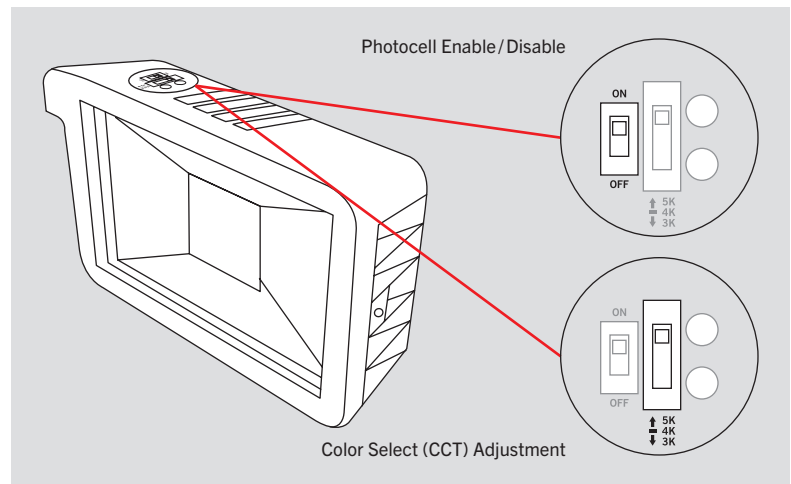
Caution: The electrical rating of this product is 120–277V. Installer must confirm that there is 120–277V at the fixture before installation.

PHOTOCELL ENABLE/DISABLE

This fixture is equipped with a dusk-to-dawn photocell behind the translucent knock-out (KO) cover. Adjust the dip switch to enable (ON) or disable (OFF) the photocell function (see illustrations to the right). Fixture comes pre-set with photocell enabled unless otherwise noted.

COLOR SELECT (CCT) ADJUSTMENT

This fixture is equipped with Color Select technology. There is an adjustable dip switch behind the translucent knock-out (KO) cover to change CCT between 5000K, 4000K, and 3000K (see illustrations to the right). Fixture comes preset at 5000K unless otherwise noted.



ACCESSORIES (SOLD SEPARATELY)

CORD SETS

Factory-Installable OR Field-Installable (field-installable options must be purchased separately)

✓	SUFFIX*	CATALOG NUMBER	DESCRIPTION	UPC	EASY CODE
	/515P6	KT-CS-515P-6-18/3	Cord set; 125V NEMA 5-15P; straight blade plug; 6' SJTOW cable; 18/3 wire	843654140124	UKH-26

* For factory installation of accessory, add suffix to fixture part number (see ordering examples and instructions on last page of spec sheet).
Note: For cord sets not listed here, please contact your Keystone sales rep.



KT-FLED100-R1A-UNV-8CSB-VDIM

COMPACT 100W GENERAL-PURPOSE LED FLOODLIGHT

ACCESSORIES (continued)

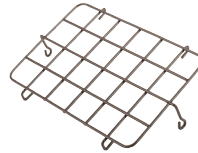
MOUNTS AND BRACKETS

Field-Installable (field-installable options must be purchased separately)

CATALOG NUMBER	DESCRIPTION	UPC	EASY CODE
KT-FLED-KM-1-KIT	Knuckle Mount for 75W and 100W Rectangular Series 1 LED Floodlight. Includes Mounting Hardware. Standard Bronze Housing.	843654146836	JAR-10
KT-FLED-WG-4-KIT	Wire guard for 75W and 100W Rectangular Series 1 LED Floodlight	843654138855	EFZ-60



Knuckle Mount
KT-FLED-KM-1-KIT



Wire Guard
KT-FLED-WG-4-KIT



ORDERING INFORMATION

CATALOG NUMBER	PACK QTY.	UPC	EASY CODE	DLC PRODUCT ID
KT-FLED100-R1A-UNV-8CSB-VDIM	1	843654129006	JDK-34	P6CV0YBN
				S-BUW420
				S-TNHSQW



KT-FLED100-R1A-UNV-8CSB-VDIM

COMPACT 100W GENERAL-PURPOSE LED FLOODLIGHT

CATALOG NUMBER BREAKDOWN

KT-FLED100-R1A-UNV-8CSB-VDIM

1 2 3 4 5 6 7 8 9 10 11 12 13

1 Keystone Technologies

2 Fixture Type

3 LED Lamp

4 Max Wattage

5 Shape

6 Series Designation

7 Distribution

8 Mounting

9 CRI

10 Color

11 Color Select Designation

12 Dimming

13 Housing Color

2 Fixture Type

F

Flood

5 Shape

R

Rectangular

6 Series Designation

1

General Purpose Floodlight

7 Distribution

A

NEMA 7H x 7V

8 Mounting

UNV

Universal

9 CRI

8

>80

10 Color

CS

Color Select

11 Color Select Designation

B

3000/4000/5000K

12 Dimming

VDIM

0-10V

13 Housing Color

Bronze

W

White

**Note: Special order housing color options have extended lead times.*

ORDERING EXAMPLES

FIXTURE WITH SINGLE FACTORY-INSTALLED ACCESSORY

KT-FLED100-R1A-UNV-8CSB-VDIM /515P6

KEYSTONE FIXTURE

CATALOG NUMBER

KT-FLED100-R1A-UNV-8CSB-VDIM

CORD SETS



SUFFIX

CATALOG NUMBER



/515P6

KT-CS-515P-6-18/3