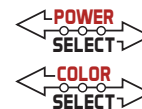




# XFIT

# optic swap



## KT-HBLEDXXXPS-XC-OSC-8CSD-VDIM

### LED HIGH BAY FIXTURE

#### DESCRIPTION

1' and 2' LED High Bay Fixture | 120-277V Input | Frosted Lens | 0-10V Dimming

#### APPLICATION

Used for commercial and industrial high bay lighting applications



**10 YEAR**  
LIMITED WARRANTY



Scan for a further  
look at **Optic Swap**



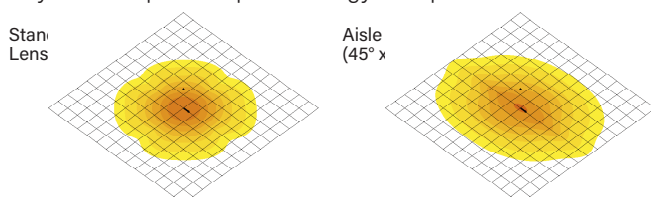
#### PRODUCT FEATURES

- Innovative tool-free optic swap capability
- Two lenses in the box: Standard lens (90x90) installed, Aisle Lens (45x110) included
- Powered by Keystone 0-10V dimming LED drivers
- Smooth diffused lens for an even appearance
- 0-10V Dimming, Dim-to-off
- Compatible with Keystone 480-277V step down transformers
- Built in port to accept Quick install Keystone sensor (KTS-MW3-12V-PKO & KTS-PIR3-12V-PKO.) NO wiring required
- Ambient operating temperature: 20°C/-4°F to 55°C/131°F
- UL Listed 1598: Suitable for damp locations
- THD: < 20%
- Power factor > 0.95
- 6kV built-in surge protection
- LED chip lifetime: L70 >100,000 hrs @ 25°C/77°F ambient fixture temp
- Architectural grade compact design
- Frosted lens eliminates glare
- V-hook and chain mounting accessories included
- Compatible with Keystone SmartSafe emergency LED drivers; KT-EMRG-LED-12C-1200-EN /DF and KT-EMRG-LED-20SD-2000-EN /DF are optimal for fixture level installation; mounting kit KT-HBLE-EM-BR-1C-KIT required (sold separately)

**Note:** This LED light fixture is not suitable for use in applications where there is presence of caustic or corrosive chemicals in the environment / facility (Including, but not limited to, various sulfuric and hydrochloric acids, sodium hydroxide, chlorine, degreasing solvents like acetone and methyl ethyl ketone, ammonia, and hydrogen peroxide) See disclaimer on warranty statement for more details. Please consult with Keystone for additional information if this may be a concern.

#### LIGHT DISTRIBUTION PATTERN

Keystone's Optic Swap technology: Swap between a standard 90° lens and a dedicated 45° x 100° aisle lens

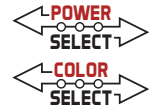


- Photometric layout for general reference only
- From 20ft mounting height, set at 105W
- Grid dimension: Each square is equal to 10ft<sup>2</sup>

#### PERFORMANCE SPECIFICATIONS

Catalog Number	Input Voltage	Wattage	CCT	Lumen Output	Efficacy	CRI	Power Factor	Lifetime	
KT-HBLEDXXXPS-XC-OSC-8CSD-VDIM	120-277V	215W	4000K	32,840	153 lm/W	> 80	> 0.90	50,000 hrs	
			5000K	32,870	153 lm/W				
		175W	4000K	27,630	158 lm/W				
			5000K	27,870	159 lm/W				
		135W	4000K	21,960	163 lm/W				
			5000K	22,270	165 lm/W				
KT-HBLEDXXXPS-XC-OSC-8CSD-VDIM		120-277V	105W	4000K	16,050				153 lm/W
				5000K	16,200				154 lm/W
			90W	4000K	13,850				154 lm/W
				5000K	13,950				155 lm/W
			65W	4000K	10,160				156 lm/W
				5000K	10,300				158 lm/W

- Preset to highest lumen output (215W / 5000K or 105W / 5000K)
- 90° x 90° Standard Lens preinstalled on fixture
- Color Uniformity: CCT (Correlated Color Temperature) range as per guidelines outlined in ANSI C78.377-2017.



# KT-HBLEDXXXPS-XC-OSC-8CSD-VDIM

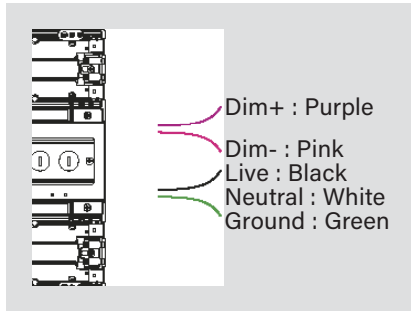
## LED HIGH BAY FIXTURE

### POWER AND COLOR TEMPERATURE SELECTABILITY

- Keystone Power Select Technology:  
Adjustable Wattage (105W/90W/65W or 215W/175W/135W)
- Keystone Color Select Technology:  
Adjustable CCT (4000K/5000K)

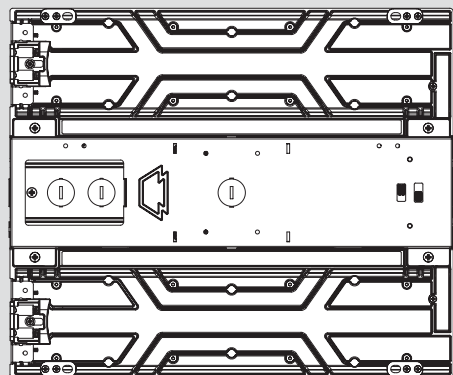
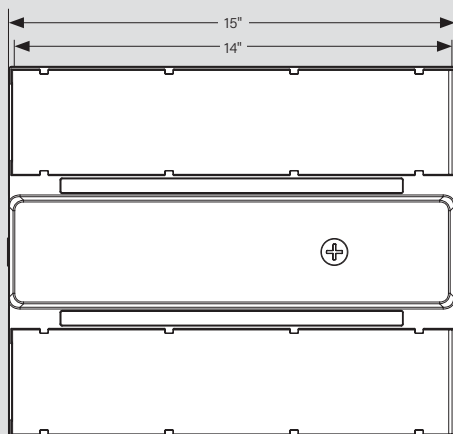


### WIRING DIAGRAM



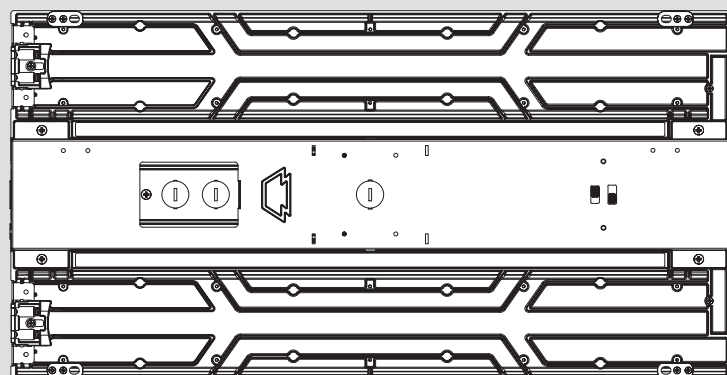
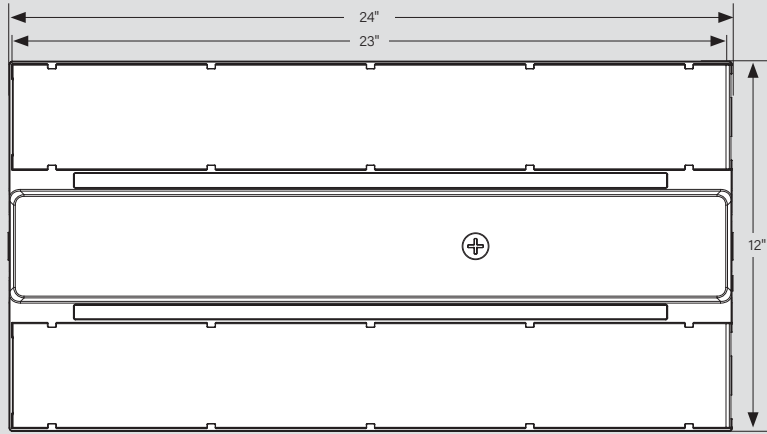
### PHYSICAL SPECIFICATIONS

KT-HBLED105PS-1C-OSC-8CSD-VDIM

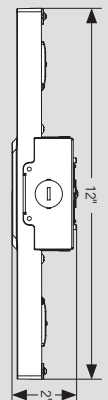


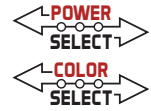
Weight: 6.62 lbs

KT-HBLED215PS-2C-OSC-8CSD-VDIM



Weight: 9.92 lbs



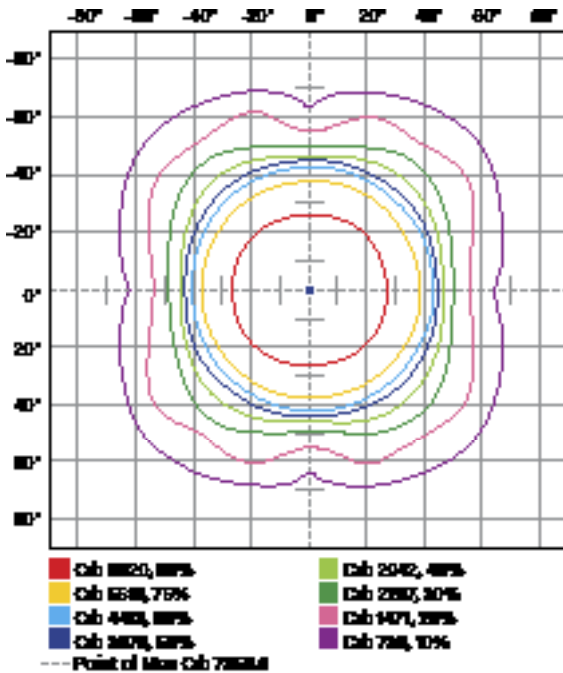


# KT-HBLEDXXXPS-XC-OSC-8CSD-VDIM

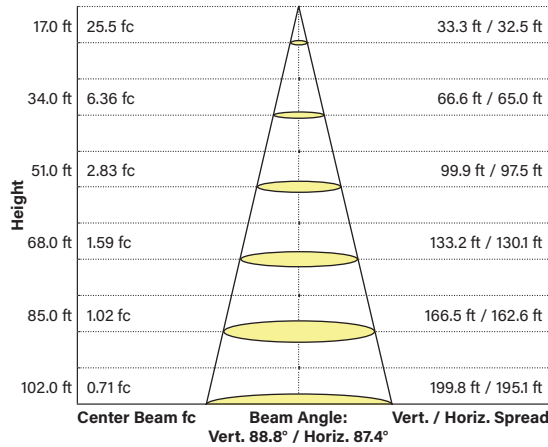
## LED HIGH BAY FIXTURE

### PHOTOMETRIC SPECIFICATIONS (KT-HBLED105PS-1C-OSC-8CSD-VDIM)

90° STANDARD LENS  
ISOCANDELA PLOT



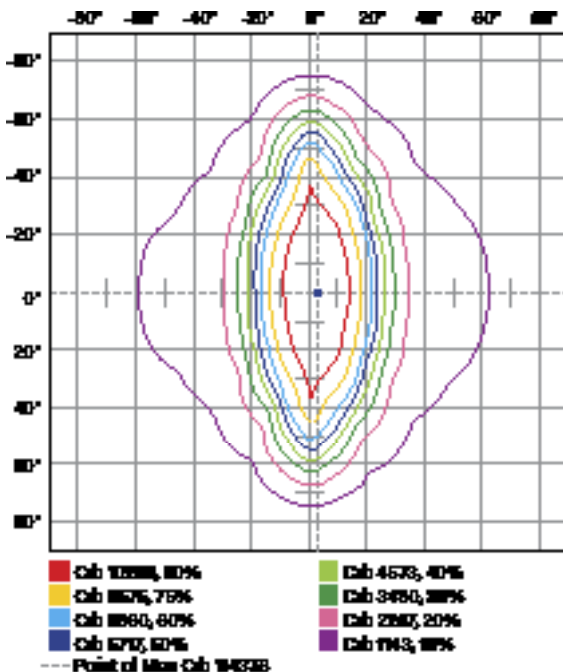
### AVERAGE ILLUMINANCE



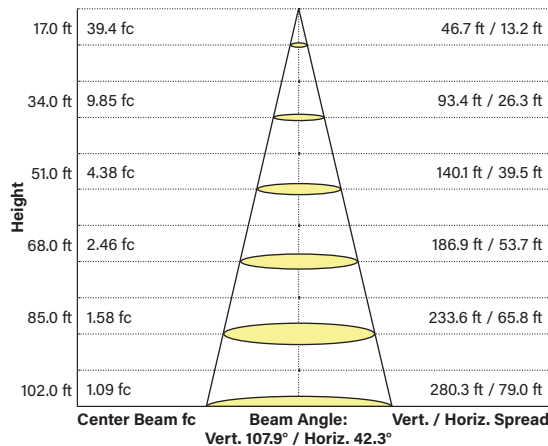
### ZONAL LUMEN SUMMARY

Zone	Lumens	% Luminaire
0-30	5,819.9	36.9%
0-40	9,463.6	59.9%
0-60	13,910.2	88.1%
60-90	1,783.9	11.3%
70-100	702.2	4.6%
90-120	34.2	0.2%
0-90	15,694.2	99.4%
90-180	92.5	0.6%
0-180	15,786.6	100%

45° X 110° AISLE LENS  
ISOCANDELA PLOT



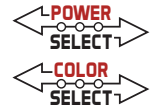
### AVERAGE ILLUMINANCE



### ZONAL LUMEN SUMMARY

Zone	Lumens	% Luminaire
0-30	7,135.0	44.9%
0-40	9,962.8	62.7%
0-60	13,947.7	87.8%
60-90	1,854.7	11.7%
70-100	702.5	4.4%
90-120	25.5	0.2%
0-90	15,802.4	99.5%
90-180	76.2	0.5%
0-180	15,879.6	100%

(Photometrics continued on next page)

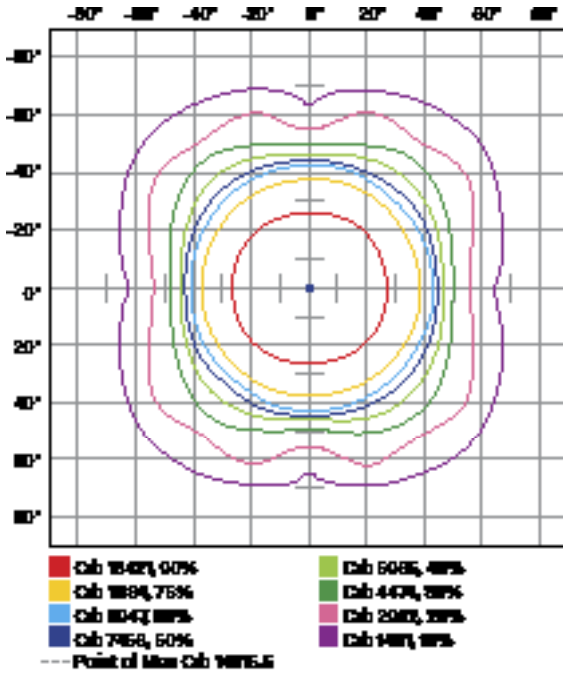


# KT-HBLEDXXXPS-XC-OSC-8CSD-VDIM

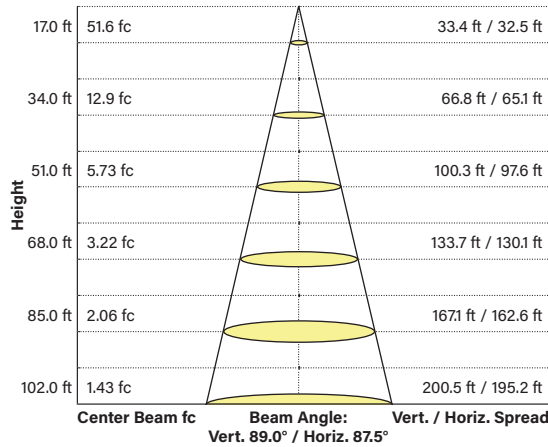
## LED HIGH BAY FIXTURE

### PHOTOMETRIC SPECIFICATIONS (KT-HBLEDXXXPS-2C-OSC-8CSD-VDIM)

90° STANDARD LENS  
ISOCANDELA PLOT



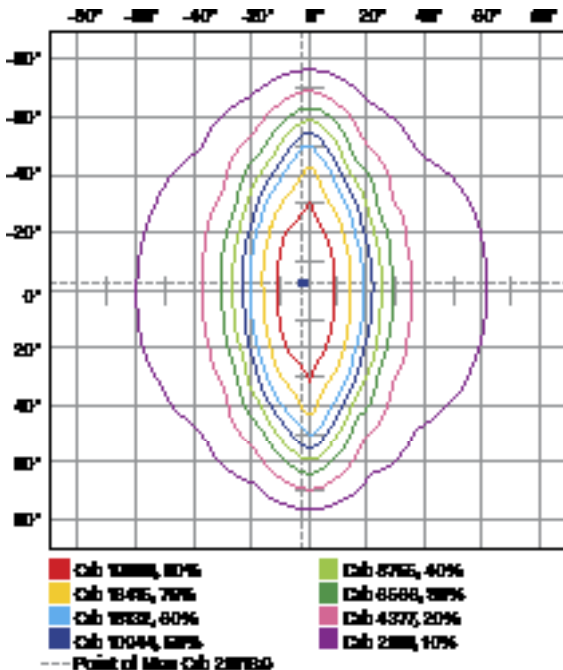
### AVERAGE ILLUMINANCE



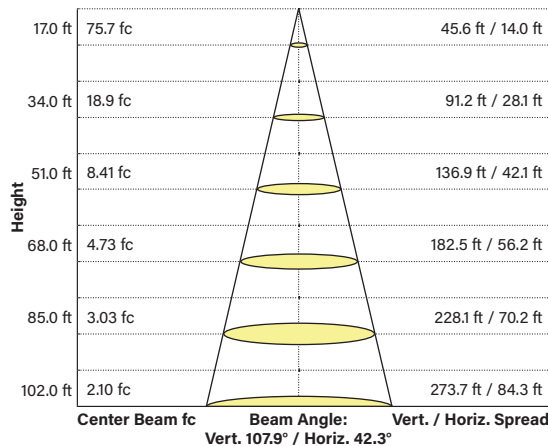
### ZONAL LUMEN SUMMARY

Zone	Lumens	% Luminaire
0-30	11,802.4	36.8%
0-40	19,204.8	60.0%
0-60	28,240.6	88.2%
60-90	3,653.7	11.4%
70-100	1,472.9	4.6%
90-120	46.1	0.1%
0-90	31,894.3	99.6%
90-180	136.2	0.4%
0-180	32,030.5	100%

45° X 110° AISLE LENS  
ISOCANDELA PLOT

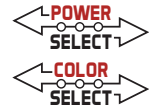


### AVERAGE ILLUMINANCE



### ZONAL LUMEN SUMMARY

Zone	Lumens	% Luminaire
0-30	13,696.7	42.7%
0-40	19,481.0	60.8%
0-60	27,852.0	86.9%
60-90	4,038.0	12.6%
70-100	1,572.6	4.9%
90-120	61.2	0.2%
0-90	31,889.9	99.5%
90-180	167.8	0.5%
0-180	32,057.7	100%



# KT-HBLEDXXXPS-XC-OSC-8CSD-VDIM

## LED HIGH BAY FIXTURE

### ACCESSORIES

#### SENSORS AND CONTROLLERS

Factory-Installable OR Field-Installable (field-installable purchased separately)

✓	SUFFIX*	CATALOG NUMBER	DESCRIPTION	UPC	EASY CODE
	/FC3	KTSL-FC3-12V-PKO-PIR	Smart Loop Bluetooth mesh screw-in PIR occupancy sensor with built-in fixture controller. No wiring required.	843654138862	OCW-60
	/FC4	KTSL-FC4-12V-PKO	Smart Loop Bluetooth mesh screw-in low voltage fixture controller, 12V, 0-10V Dimming	843654149066	RUN-10
	/PIR	KTS-PIR3-12V-PKO /G2	Smart Port PIR sensor for high bay fixtures; Preset for 1 min hold time, 3 min standby time at 30% dim, daylight disabled	843654133638	RXQ-30
	/MW3	KTS-MW3-12V PKO	Smart Port Microwave Occupancy sensor for high bay fixtures; Preset for 1 min hold time, 3 min standby time at 30% dim, daylight disabled	843654133317	XYR-25



\* For factory installation of accessory, add suffix to fixture part number (see ordering examples and instructions on last page of spec sheet).

#### Field-Installable / Field-Use ONLY (purchased separately)

CATALOG NUMBER	DESCRIPTION	UPC	EASY CODE
KTS-MW3-REMOTECONTROL	Remote control for KTS-MW3-12V-PKO /A or /B and KTS-PIR3-12V-PKO /A or /B sensors. Used to set and adjust all sensor settings, including high-end trim brightness, sensitivity, hold time, daylight threshold, stand-by time, and stand-by dimming level.	843654132020	XSR-61



(Accessories continued on next page)

# KT-HBLEDXXXPS-XC-OSC-8CSD-VDIM

## LED HIGH BAY FIXTURE

### ACCESSORIES (continued)

#### CORD SETS

Factory-Installable OR Field-Installable (field-installable purchased separately)

✓	SUFFIX*	CATALOG NUMBER	DESCRIPTION	UPC	EASY CODE
	/515P6	KT-CS-515P-6-18/3	Cord set for high bay; 125V NEMA 5-15P; straight blade plug; 6' SJTOW cable; 18/3 wire	843654140124	UKH-26
	/L715P10	KT-CS-L715P-10-16/3	Cord set for high bays; 277V NEMA L7-15P; twist lock plug; 10' SJTOW cable; 16/3 wire	843654140131	SFV-88
	/L615P10	KT-CS-L615P-10-16/3	Cord set for high bays; 250V NEMA L6-15P; twist lock plug; 10' SJTOW cable; 16/3 wire	843654140148	ZQS-05
	/L515P10	KT-CS-L515P-10-16/3	Cord set for high bays; 125V NEMA L5-15P; twist lock plug; 10' SJTOW cable; 16/3 wire	843654140155	GVH-22
	/L715P6	KT-CS-L715P-6-16/3	Cord set for high bays; 277V NEMA L7-15P; twist lock plug; 6' SJTOW cable; 16/3 wire	843654140162	DVU-44
	/L615P6	KT-CS-L615P-6-16/3	Cord set for high bays; 250V NEMA L6-15P; twist lock plug; 6' SJTOW cable; 16/3 wire	843654140179	LCW-66
	/L515P6	KT-CS-L515P-6-16/3	Cord set for high bays; 125V NEMA L5-15P; twist lock plug; 6' SJTOW cable; 16/3 wire	843654140186	POC-82
	/MC63	KT-MC-NP-6-18/3	MC cable whip for high bays; no plug; inners 1/2" strip on both ends; 6' metal-clad cable; 18/3 wire	843654134505	EYP-82
	/MC65	KT-MC-NP-6-18/5	MC cable whip for high bays; no plug; inners 1/2" strip on both ends; 6' metal-clad cable; 18/5 wire (dimming wires included)	843654134512	CBU-56
	/NP10	KT-CS-NP-10-16/3	Cord for high bays; no plug; inners 1/2" strip on both ends; 10' SJTOW cable; 16/3 wire	843654140193	YOH-90
	/NP6	KT-CS-NP-6-16/3	Cord for high bays; no plug; inners 1/2" strip on both ends; 6' SJTOW cable; 16/3 wire	843654140216	HUB-73
	/NP15	KT-CS-NP-15-16/3	Cord for high bays; no plug; inners 1/2" strip on both ends; 15' SJTOW cable; 16/3 wire	843654140209	EYD-18
	/NP6D	KT-CS-NP-6-18/5	Cord for fixtures; no plug; inners 1/2" strip on both ends; 6' long black SJTOW cable; 300V; 18/5 wire	843654153346	ANT-58
	/NP6D	KT-CS-NP-6-18/6	Cord for fixtures; no plug; inners 1/2" strip on both ends; 6' long black SJTOW cable; 300V; 18/6 wire. For use with Emergency	843654153353	ZRX-06
	/NP10D	KT-CS-NP-10-18/5	Cord for fixtures; no plug; inners 1/2" strip on both ends; 10" long black SJTOW cord; 300V; 18/5 wire	843654153360	DSZ-45
	/NP10D	KT-CS-NP-10-18/6	Cord for fixtures; no plug; inners 1/2" strip on both ends; 10" long black SJTOW cord; 300V; 18/6 wire. For use with Emergency	843654153377	FFI-18
	/NP15D	KT-CS-NP-15-18/5	Cord for fixtures; no plug; inners 1/2" strip on both ends; 15" long black SJTOW cord; 300V; 18/5 wire	843654153384	JEB-96
	/NP15D	KT-CS-NP-15-18/6	Cord for fixtures; no plug; inners 1/2" strip on both ends; 15" long black SJTOW cord; 300V; 18/6 wire. For use with Emergency	843654153391	RQV-39
	/NP20D	KT-CS-NP-20-18/5	Cord for fixtures; no plug; inners 1/2" strip on both ends; 20" long black SJTOW cord; 300V; 18/5 wire	843654154442	USN-91
	/NP20D	KT-CS-NP-20-18/6	Cord for fixtures; no plug; inners 1/2" strip on both ends; 20" long black SJTOW cord; 300V; 18/6 wire. For use with Emergency	843654154459	JCN-20
	/NP22D	KT-CS-NP-22-18/5	Cord for fixtures; no plug; inners 1/2" strip on both ends; 20" long black SJTOW cord; 300V; 18/5 wire	843654153407	DUH-47
	/NP22D	KT-CS-NP-22-18/6	Cord for fixtures; no plug; inners 1/2" strip on both ends; 20" long black SJTOW cord; 300V; 18/6 wire. For use with Emergency	843654153414	ITP-55

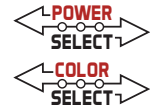


Cord Sets



\* For factory installation of accessory, add suffix to fixture part number (see ordering examples and instructions on last page of spec sheet).  
**Note:** For cord sets not listed here, please contact your Keystone sales rep.

(Accessories continued on next page)



# KT-HBLEDXXXPS-XC-OSC-8CSD-VDIM

## LED HIGH BAY FIXTURE

**ACCESSORIES (continued)**

**EMERGENCY BACKUP**

**Factory-Installable OR Field-Installable** (field-installable purchased separately)

✓	SUFFIX*	CATALOG NUMBER	DESCRIPTION	UPC	EASY CODE
	/EM5†	KT-EMRG-LED-5C-500-EN /DF	5W, 500 lumen Smart Safe emergency backup with dual flex cables	843654132433	RAR-74
	/EM12†	KT-EMRG-LED-12C-1200-EN /DF	12W, 1200 lumen Smart Safe emergency backup with dual flex cables	890949019900	YCV-23
	/EM20†	KT-EMRG-LED-20SD-2000-EN /DF	20W, 2000 lumen Smart Safe emergency backup with dual flex cables; Self-diagnostic	843654103143	BZU-19



5W, 500 lumen Battery Backup  
KT-EMRG-LED-5C-500-EN /DF



12W, 1200 lumen Battery Backup  
KT-EMRG-LED-12C-1200-EN /DF



20W, 2000 lumen Battery Backup  
KT-EMRG-LED-20SD-2000-EN /DF



\* For factory installation of accessory, add suffix to fixture part number (see ordering examples and instructions on last page of spec sheet).

† Factory installation of emergency backup units will automatically include any relevant mounting bracket.

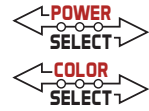
**Field-Installable / Field-Use ONLY** (purchased separately)

CATALOG NUMBER	DESCRIPTION	UPC	EASY CODE
KT-HBLE-EM-BR-1C-KIT	Emergency LED backup mounting bracket kit for LED high bay fixtures	843654133737	LAJ-08



Emergency Backup Mounting Bracket  
KT-HBLE-EM-BR-1C-KIT

(Accessories continued on next page)



# KT-HBLEDXXXPS-XC-OSC-8CSD-VDIM

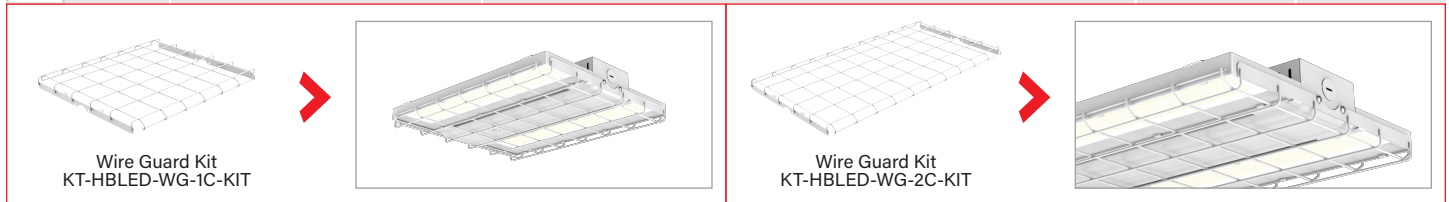
## LED HIGH BAY FIXTURE

**ACCESSORIES (continued)**

**MOUNTS AND BRACKETS**

**Factory-Installable OR Field-Installable** (field-installable purchased separately)

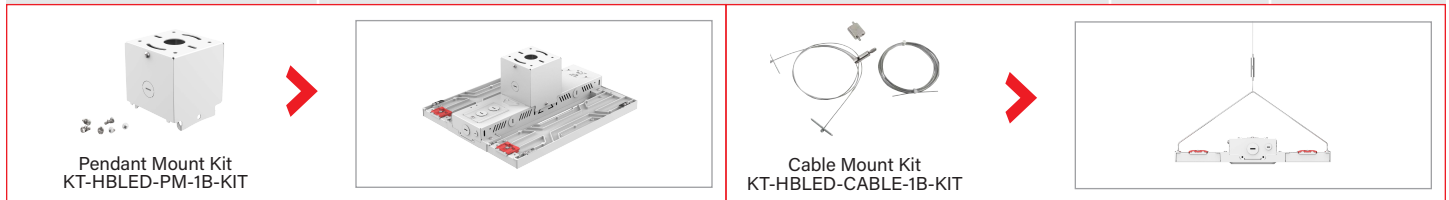
✓	SUFFIX*	CATALOG NUMBER	DESCRIPTION	UPC	EASY CODE
	/WG	KT-HBLEDXXXPS-XC-OSC-8CSD-VDIM-WG-1C-KIT	Wire Guard for 105W, 1C Die Cast Linear High Bays.	843654133713	STK-79
	/WG	KT-HBLEDXXXPS-XC-OSC-8CSD-VDIM-WG-2C-KIT	Wire Guard for 215W, 2C Die Cast Linear High Bays.	843654134765	GSX-74



\* For factory installation of accessory, add suffix to fixture part number (see ordering examples and instructions on last page of spec sheet).

**Field-Installable / Field-Use ONLY** (purchased separately)


CATALOG NUMBER	DESCRIPTION	UPC	EASY CODE
KT-HBLEDXXXPS-XC-OSC-8CSD-VDIM-PM-1C-KIT	Pendant Mount Kit for 1C & 2C Die Cast Linear High Bays. Also suitable for surface mount.	843654133706	XAA-31
KT-HBLEDXXXPS-XC-OSC-8CSD-VDIM-CABLE-1B-KIT	Aircraft cable hanging kit for LED high bay fixtures	843654133720	WMG-60



**STEP-DOWN TRANSFORMERS**

**Factory-Installable OR Field-Installable** (field-installable purchased separately)

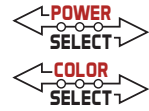
✓	SUFFIX*	CATALOG NUMBER	DESCRIPTION	UPC	EASY CODE
	/480†	KTAT-250-480-277 /SF	Fully enclosed, single flex step-down transformer for LED high bay fixtures (250VA or lower)	843654102931	XIM-17



\* For factory installation of accessory, add suffix to fixture part number (see ordering examples and instructions on last page of spec sheet).

† Factory installation of step-down transformer units will automatically include any relevant mounting bracket.

‡ Step-down transformers cannot be ordered in conjunction with standard SJTOW cord set options (contact Keystone sales rep for available custom options if needed).



# KT-HBLEDXXXPS-XC-OSC-8CSD-VDIM

## LED HIGH BAY FIXTURE

### ORDERING INFORMATION

Catalog Number	Pack Quantity	UPC	Easy Code	DLC PRODUCT ID
KT-HBLED105PS-1C-OSC-8CSD-VDIM	1	843654105703	YOC-09	TBD
KT-HBLED215PS-2C-OSC-8CSD-VDIM	1	843654105710	AQA-99	TBD

### CATALOG NUMBER BREAKDOWN

# KT-HBLEDXXXPS-XC-OSC-8CSD-VDIM

1
2
3
4
5
6
7
8
9
10
11

- |  |   |   |   |              |
|--|---|---|---|--------------|
| <p><b>1</b> Keystone Technologies</p> <p><b>2</b> LED High Bay Fixture</p> <p><b>3</b> Wattage</p> <p><b>4</b> Power Select</p> <p><b>5</b> Nominal Length</p> <p><b>6</b> Style Designation</p> | <p><b>7</b> Optic Swap</p> <p><b>8</b> Optic Swap Designation</p> <p><b>9</b> 80 CRI</p> <p><b>10</b> Color Select Designation</p> <p><b>11</b> 0-10V Dimming</p> | <p><b>8</b> Color Select Designation</p> <table style="width: 100%; border: none;"> <tr> <td style="background-color: #cccccc; padding: 2px 5px;">D</td> <td style="padding: 2px 5px;">4000K, 5000K</td> </tr> </table> | D | 4000K, 5000K |
| D  | 4000K, 5000K  |   |   |              |

### ORDERING EXAMPLES


FIXTURE WITH MULTIPLE FACTORY-INSTALLED ACCESSORIES\*

**KT-HBLED105PS-1C-OSC-8CSD-VDIM/PIR2/L715P6/EM5/WG**




FIXTURE WITH MULTIPLE FACTORY-INSTALLED ACCESSORIES\*

**KT-HBLED105PS-1C-OSC-8CSD-VDIM/PIR2/EM5/WG/480**



FIXTURE WITH TWO FACTORY-INSTALLED ACCESSORIES\*

**KT-HBLED105PS-1C-OSC-8CSD-VDIM/PIR2/480**




FIXTURE WITH SINGLE FACTORY-INSTALLED ACCESSORY

**KT-HBLED105PS-1C-OSC-8CSD-VDIM/PIR2**



FIXTURE WITH NO FACTORY-INSTALLED ACCESSORIES

**KT-HBLED105PS-1C-OSC-8CSD-VDIM**



#### KEYSTONE FIXTURE

CATALOG NUMBER
KT-HBLED105PS-2FB-8CSD-VDIM-P

#### SENSORS AND CONTROLLERS

SUFFIX	CATALOG NUMBER
✓ /PIR2	KTS-PIR2-UV-KO

#### CORD SETS

SUFFIX	CATALOG NUMBER
✓ /L715P6	KT-CS-L715P-6-16/3

#### EMERGENCY BACKUP

SUFFIX	CATALOG NUMBER
✓ /EM5	KT-EMRG-LED-5C-500-EN /DF

#### MOUNTS AND BRACKETS

SUFFIX	CATALOG NUMBER
✓ /WG	KT-HBLED-2B-KIT /G2

#### STEP-DOWN TRANSFORMERS

SUFFIX	CATALOG NUMBER
✓ /480	KTAT-250-480-277 /SF

*Note: Step-down transformers cannot be ordered in conjunction with standard SJTOW cord set options (contact Keystone sales rep for available custom options if needed).*

\* When ordering more than one factory-installed accessory, use multiple suffixes as shown in the ordering examples above.  
 Note: All accessories can also be ordered separately for field installation using just their regular Catalog Number, UPC, or Easy Code.