



# DIRECT DRIVE LED

LINE VOLTAGE T5 TUBES

## KT-LED25T5HO-48GC-830-D /G2

T5 LED LAMP

### DESCRIPTION

25W T5 LED | 3000K | >80 CRI | High Efficiency | 120-277V Input



<b>LAMP TYPE:</b> Linear
<b>BULB TYPE:</b> T5 LED
<b>BASE TYPE:</b> G5 (Miniature Bi-Pin)
<b>WATTAGE:</b> 25W
<b>COLOR TEMPERATURE:</b> 3000K
<b>COLOR RENDERING INDEX (CRI):</b> >80
<b>WARRANTY:</b> 5 Years



### PRODUCT FEATURES

- Replacement for Conventional Fluorescent Lamp
- 50,000+ Hour Lifetime
- Environmentally Friendly: No Mercury Used
- Instant Startup
- Direct Replacement for F54T5/HO Fluorescent Lamp
- Frosted Lens Eliminates Pixelation
- UL Classified
- Operating Temperature: -20°C/-4°F to 45°C/113°F
- Integral Driver (Isolated), Eliminates the Need for External Driver or Ballast
- 120+ Lumens per Watt
- Improved Lamp Durability with Shatterproof Coated Glass
- ETL Sanitation Listed NSF/ANSI Standard 2 - Food Equipment
- Suitable for use in typical vapor tight fixtures up to 35C Ambient

### OPERATING SPECIFICATIONS

#### ELECTRICAL CHARACTERISTICS

Input Voltage	Power Consumption	Power Factor	Input Current
120-277Vac	25W	>0.9	.21 @ 120V .09 @ 277V

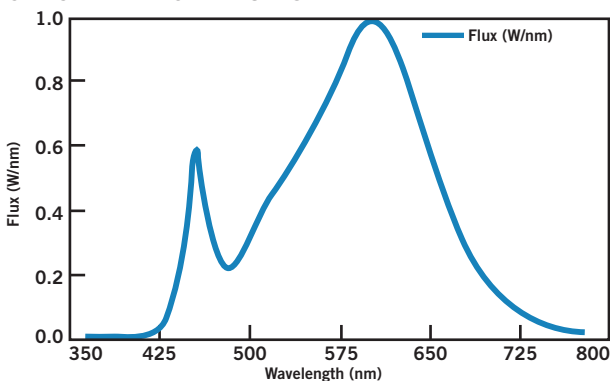
#### PHOTOMETRIC CHARACTERISTICS

Color Temperature (CCT)	3000K
Luminous Flux	3200 lm
Color Rendering Index (CRI)	>80
Efficacy	128 lm/W
Beam Angle	240°
Visible Light Area	325°

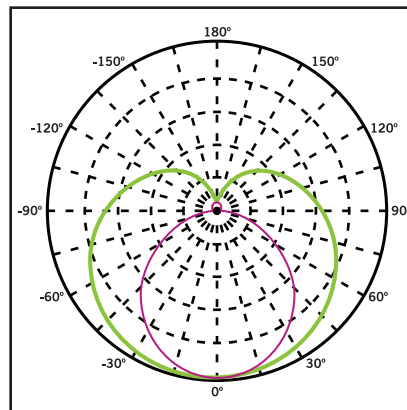
#### RATED LIFE

L70 (Hours)	50,000
-------------	--------

#### SPECTRAL DISTRIBUTION



#### POLAR CANDELA DISTRIBUTION



Located at Horizontal Angle = 0, Vertical Angle 0

1. **Violet** Vertical Plane through Horizontal Angles (90-270)
2. **Green** Vertical Plane through Horizontal Angles (0-180)



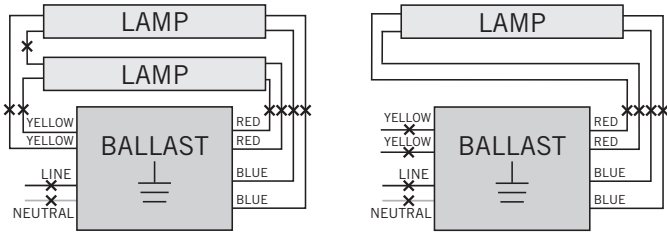
# KT-LED25T5HO-48GC-830-D /G2

## T5 LED LAMP

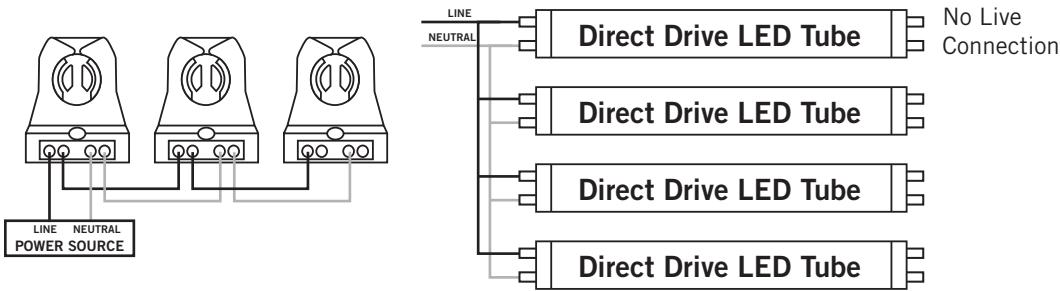
### WIRING DIAGRAMS

1. Cut all existing connections to ballast as shown below and remove ballast.

#### Typical Ballast Configurations:



2. Re-wire fixture as shown below.



**Typical Non-Shunted Lampholder**

Connect wires directly to these terminals

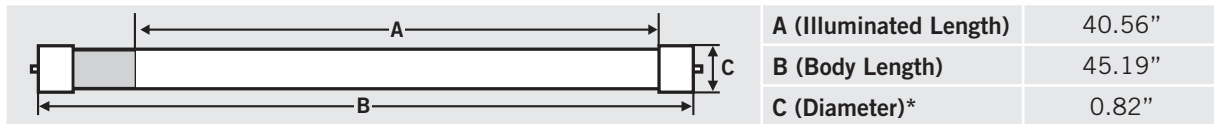
**CAUTION: Use only non-shunted lampholders.**

Do not install product in a fixture with shunted lampholders (found in all fixtures using instant start ballasts). If the current lampholders are shunted, remove them and replace them with non-shunted lampholders. Make new connections directly to terminals as indicated above.

Keystone can provide any style replacement lampholders. Call us at 800-464-2680.

### PHYSICAL CHARACTERISTICS

#### LAMP DIMENSIONS



**NOMINAL LENGTH: 48"    BASE TYPE: G5 (Miniature Bi-Pin)**

\*Though nominally referred to as a T5, this lamp has a T6 diameter

### ORDERING INFORMATION

ORDER CODE	PACKAGING STYLE	PACK QTY.	ITEM STATUS
KT-LED25T5HO-48GC-830-D /G2-CP	Carton Pack (Egg Crate Packaging)	25	Quick Ship

### CATALOG NUMBER BREAKDOWN

# KT-LED25T5HO-48GC-830-D /G2-CP

