



KT-LED36HID-E26-850-D /G3

HID REPLACEMENT LED LAMP

DESCRIPTION

36W HID Replacement LED Lamp | 5000K | >80 CRI



LAMP TYPE: HID Replacement LED
BASE TYPE: E26 (Medium)
WATTAGE: 36W
COLOR TEMPERATURE: 5000K
METAL HALIDE EQUIVALENT: 150W
COLOR RENDERING INDEX (CRI): >80
WARRANTY: 5 Years



PRODUCT FEATURES

- Replacement for conventional metal halide lamp
- Not for use with standard dimmers; see instructions
- 50,000+ hour lifetime
- Environmentally friendly: No mercury used
- Instant startup
- UL listed
- Operating temperature: -40°C/-40°F to 60°C/140°F
- Integral driver, eliminates the need for external driver or ballast; includes 4kV surge protection
- Suitable for use in fully enclosed fixture

OPERATING SPECIFICATIONS

ELECTRICAL CHARACTERISTICS

Input Voltage	Power Consumption	Power Factor	Input Current
120-277Vac	36W	>0.9	0.30A @ 120V 0.13A @ 277V

PHOTOMETRIC CHARACTERISTICS

Color Temperature (CCT)	5000K
Luminous Flux	5400 lm
Color Rendering Index (CRI)	>80
Efficacy	150 lm/W
Visible Light Area	360°

SMART PORT LED COMPATIBLE

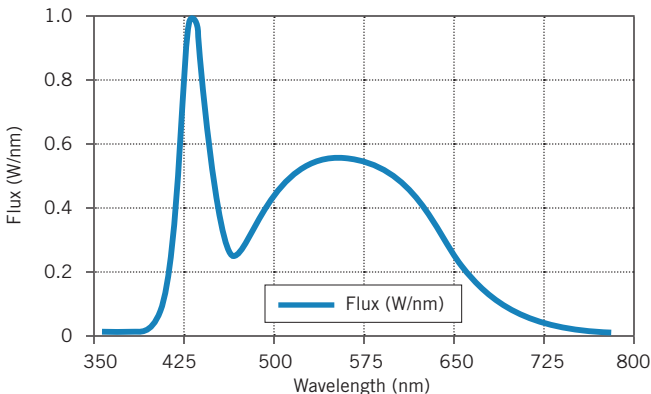


On the top of the lamp is a low-voltage AUX port for Smart Port LED sensors. See *Accessories* for available sensor options.

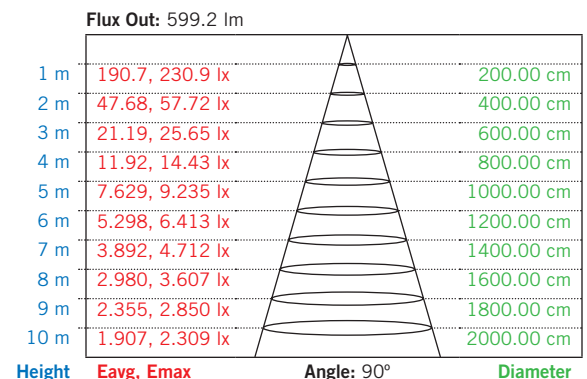
RATED LIFE

L70 (Hours)	50,000
-------------	--------

SPECTRAL DISTRIBUTION



LUX DISTANCE CURVE





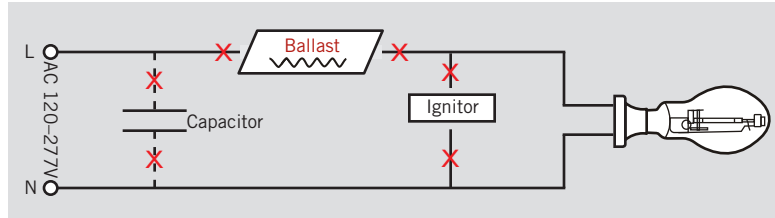
KT-LED36HID-E26-850-D /G3

HID REPLACEMENT LED LAMP

WIRING INSTRUCTIONS


STEP 1

Disconnect power. Disconnect and remove existing ballast, capacitor, and/or ignitor (where applicable) from fixture.




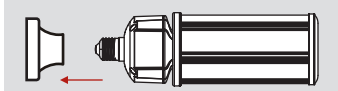
STEP 2

Rewire for line voltage to the lamp socket.

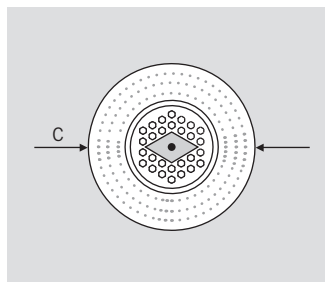
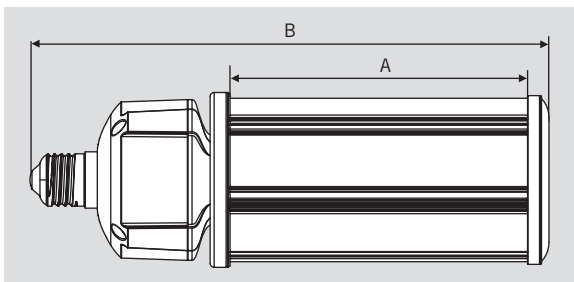


STEP 3

Install new LED replacement lamp. Ensure lamp is operating properly when power is turned on.



PHYSICAL CHARACTERISTICS



LAMP DIMENSIONS

A (Illuminated Length)	5.66"
B (Body Length)	7.95"
C (Diameter)	3.34"

BASE TYPE: E26 (Medium)



KT-LED36HID-E26-850-D /G3

HID REPLACEMENT LED LAMP

ACCESSORIES (SOLD SEPARATELY)

Catalog Number	Description
KTS-MW1-12V-AUX	SmartPort LED Microwave Occupancy sensor: On/Off with adjustable standby dimming level; 12V input
KTS-PIR1-12V-AUX	SmartPort LED PIR Occupancy sensor: On/Off with adjustable standby dimming level; 12V input
KTS-PS1-12V-AUX	SmartPort LED Photocell: On/Off with adjustable daylight threshold and timing; 12V input

ORDERING INFORMATION

ORDER CODE	PACKAGING STYLE	PACK QTY.	ITEM STATUS
KT-LED36HID-E26-850-D /G3-DP	Distributor Pack (Individual Cartons)	16	Quick Ship

CATALOG NUMBER BREAKDOWN

KT-LED36HID-E26-850-D /G3

- 1** Keystone Technologies
- 2** LED Lamp
- 3** Wattage
- 4** Lamp Type
- 5** Base Type
- 6** 800 Series
- 7** Color Temperature
- 8** Direct-Drive Series
- 9** Generation