



KTLD-30-UV-650-VDIM-LA2

CONSTANT CURRENT LED DRIVER



DESCRIPTION

LED Driver | 30W | 120-277V Input | 650mA Constant Current Output

DRIVER TYPE: Constant Current LED Driver
MAX. OUTPUT POWER: 30W
INPUT VOLTAGE: 120-277Vac \pm 10%
OUTPUT VOLTAGE: 24-45Vdc
OUTPUT CURRENT: 650mA
DIMMING: 0-10V
WARRANTY: 5 Years

PRODUCT FEATURES

- Meets FCC Part 15 (Class B) Consumer Limits
- Short Circuit, Over Current, and Over Temperature Protection
- Type 1 Outdoor, Suitable for Dry and Damp Locations
- UL 8750 Recognized Component LED Power Unit, Type TL
- Maximum Case Temperature: 194°F/90°C
- Operating Temperature: -20° to 60°C
- Dimmable with 0-10V Dimmer
- Input Frequency: 50/60 Hz
- Product Life >50000 hrs. @ Tc=85°C. Ambient, Rated Load
- THD < 20%

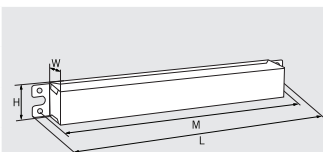
SPECIFICATIONS

ELECTRICAL SPECIFICATIONS

Family	INPUT CHARACTERISTICS				OUTPUT CHARACTERISTICS			FEATURES	
	Input Voltage	Input Power	Power Factor	Max. Current	Max. Output Power	Rated Output Current	Output Voltage	Efficiency	THD
30W	120-277Vac	38W	>0.95	30A @ 120V 60A @ 277V	30W	650mA	24-45Vdc	86%@277V	<20%

MECHANICAL SPECIFICATIONS

CASE DIMENSIONS



LENGTH	6"
WIDTH	1.78"
HEIGHT	1.08"
MOUNTING	8.90"
CASE STYLE	AU1

STANDARD LEAD LENGTHS*

WHITE	12.00"
BLACK	12.00"
RED	12.00"
BLUE	12.00"
PURPLE	12.00"
GRAY	12.00"

Input and output wires are 18 AWG 105°C/600V.

Dimming wires are 22 AWG 105°C/600V.

CASE MATERIAL: Metal

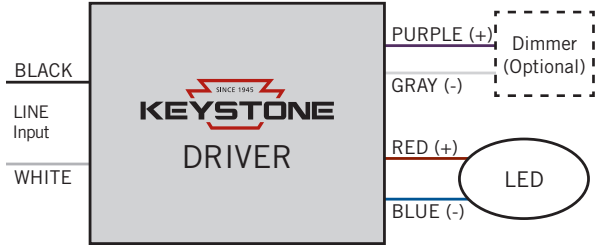
*Consult Keystone for special lead length requirements.



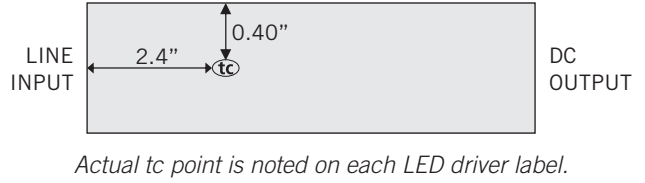
KTLD-30-UV-650-VDIM-LA2

CONSTANT CURRENT LED DRIVER

WIRING DIAGRAM



HOT SPOT LOCATION



ORDERING INFORMATION

ORDER CODE	PACKAGING STYLE	PACK QTY.	ITEM STATUS
KTLD-30-UV-650-VDIM-LA2-CP	Carton Pack	TBD	Active

CATALOG NUMBER BREAKDOWN

KTLD-30-UV-650-VDIM-LA2

