



# KTLD-60-UV-1600-VDIM-W2

## CONSTANT CURRENT LED DRIVER



### DESCRIPTION

LED Driver | 60W Family | 120-277V Input | 1600mA Constant Current Output

**DRIVER TYPE:** Constant Current LED Driver

**MAX. OUTPUT POWER:** 60 W

**INPUT VOLTAGE:** 120-277Vac  $\pm 10\%$

**OUTPUT VOLTAGE:** 18~37.5 Vdc

**OUTPUT CURRENT:** 1600 mA

**DIMMING:** 0-10V

**WARRANTY:** 5 Years

### PRODUCT FEATURES

- Meets FCC Part 15 (Class B) Consumer Limits at 120V Input and (Class A) Non-Consumer Limits at 277V Input
- Short Circuit Overload and Open Load Protection
- Type 1 Outdoor, Suitable for Dry and Damp Locations
- UL8750 Recognized Component LED Power Unit
- Dimmable with 0-10V Dimmer
- Class 2 Output
- 90°C/194°F Maximum Case Temperature
- Input Frequency: 50/60 Hz
- THD: < 20%

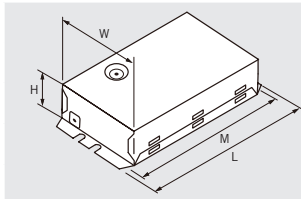
## SPECIFICATIONS

### ELECTRICAL SPECIFICATIONS

Family	INPUT CHARACTERISTICS				OUTPUT CHARACTERISTICS			FEATURES
	Input Voltage	Input Power	Power Factor	Max. Current	Max. Output Power	Rated Output Current	Output Voltage	Efficiency
60W	120-277Vac	70W	>0.9	0.61A @ 120V 0.27A @ 277V	60W	1600mA	18~37.5Vdc	86%

### MECHANICAL SPECIFICATIONS

#### CASE DIMENSIONS



<b>LENGTH</b>	5.00"
<b>WIDTH</b>	3.00"
<b>HEIGHT</b>	1.38"
<b>MOUNTING</b>	4.63"
<b>CASE STYLE</b>	W2

#### STANDARD LEAD LENGTHS\*

<b>WHITE</b>	12.00"
<b>BLACK</b>	12.00"
<b>RED</b>	12.00"
<b>BLUE</b>	12.00"
<b>PURPLE</b>	12.00"
<b>GRAY</b>	12.00"

Lead wires are 18 AWG  
105°C/600V, solid copper.

**CASE MATERIAL:** Metal

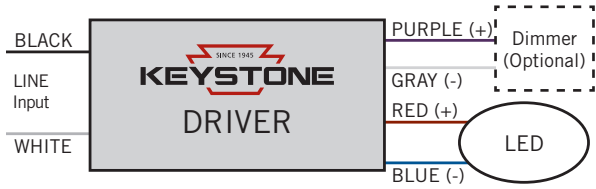
\*Consult Keystone for special lead length requirements.



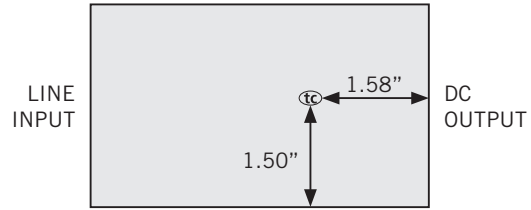
# KTLD-60-UV-1600-VDIM-W2

## CONSTANT CURRENT LED DRIVER

### WIRING DIAGRAM



### HOT SPOT LOCATION



*Actual tc point is noted on each LED driver label.*

### ORDERING INFORMATION

ORDER CODE	PACKAGING STYLE	PACK QTY.	ITEM STATUS
KTLD-60-UV-1600-VDIM-W2-CP	Carton Pack	TBD	Active

### CATALOG NUMBER BREAKDOWN

# KTLD-60-UV-1600-VDIM-W2-CP

