

# Product datasheet

## L 18 W/840

LUMILUX T8 | Tubular fluorescent lamps 26 mm, with G13 bases



### Areas of application

- Public buildings
- Office lighting
- Industry
- Shops
- Supermarkets and department stores
- Street lighting
- Outdoor applications only in suitable luminaires

### Product benefits

- Proven lamp technology
- Good economy thanks to high efficiency
- Available in many different light colors (2,700...8,000 K) for various applications

### Product features

- Very good lumen maintenance: 90 % throughout the service lifetime of the lamp
- Good color rendering group: 1B ( $R_a$ : 80...89)
- Dimmable
- Top-quality three-band phosphor: LUMILUX



# Product datasheet

## Technical data

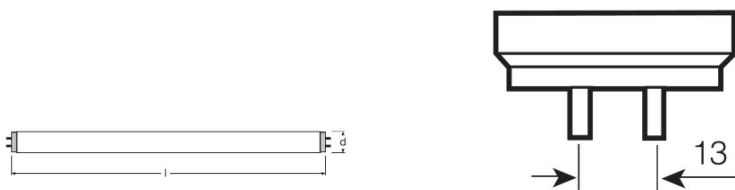
### Electrical data

Nominal voltage	57 V
Nominal wattage	18.00 W
Rated lamp efficacy (HF data 25 °C)	Under clarification by authority and standardization body
Rated wattage	18.00 W

### Photometrical data

Color rendering index Ra	≥80
Luminous flux at	1350 lm
Light color	840
Rated color temperature	4000 K
Light color (designation)	LUMILUX Cool White
Rated LLMF at 2,000 h	0.95
Rated LLMF at 4,000 h	0.92
Rated LLMF at 6,000 h	0.91
Rated LLMF at 8,000 h	0.90
Rated LLMF at 12,000 h	0.80
Rated LLMF at 20,000 h	0.89

### Dimensions & weight



G13  
IEC 7004-51  
DIN 49653 T1

Tube diameter	26 mm
Length	590.0 mm
Length with base excl. base pins/connection	590.00 mm
Diameter	26.0 mm
Maximum diameter	26.0 mm

### Temperatures & operating conditions

Rated ambient temp.w.max.luminous flux	35.0 °C
--	---------

### Lifespan

Service life	18000 h <sup>1)</sup>
Lifespan	20000 h <sup>1)</sup>
Rated lamp survival factor at 2,000 h	0.99
Rated lamp survival factor at 4,000 h	0.99
Rated lamp survival factor at 6,000 h	0.96
Rated lamp survival factor at 8,000 h	0.90
Rated lamp survival factor at 12,000 h	0.70
Rated lamp survival factor at 16,000 h	0.43
Rated lamp life time	20000 h

<sup>1)</sup> With preheat ECG

### Additional product data

Base (standard designation)	G13
Mercury content	2.5 mg
Appropriate disposal acc. to WEEE	Yes

### Capabilities

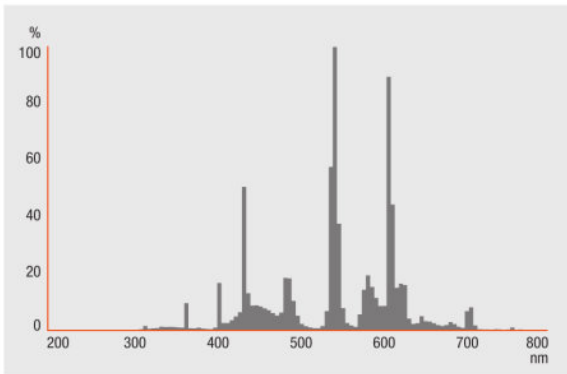
Dimmable	Yes
Suitable for indoor	Yes

### Certificates & standards

Energy efficiency class	A
Energy consumption	22 kWh/1000h

## Light Distribution

---



---

Spectral power distribution

---

### System guarantee

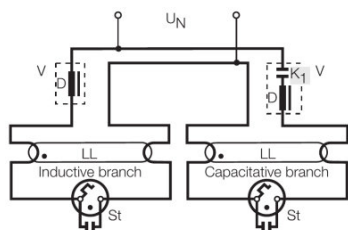
OSRAM System+ Guarantee in combination with OSRAM ECGs

---

### Safety advice

In case of lamp breakage: [www.osram.com/brokenlamp](http://www.osram.com/brokenlamp)

## Product datasheet



Circuit diagram

### Logistical Data

Product code	Product description	Packaging unit (Pieces/Unit)	Dimensions (length x width x height)	Volume	Gross weight
4050300517797	L 18 W/840	Shipping carton box 25 Pieces Sleeves	142 mm x 145 mm x 632 mm	13.01 dm <sup>3</sup>	2595.00 g

The mentioned product code describes the smallest quantity unit which can be ordered. One shipping unit can contain one or more single products. When placing an order, for the quantity please enter single or multiples of a shipping unit.

### References / Links

For more information on the system guarantee and the terms and conditions of the guarantee visit

- ▶ [www.osram.com/system-guarantee](http://www.osram.com/system-guarantee)

For more information on QUICKTRONIC electronic control gear go to

- ▶ [www.osram.com/QUICKTRONIC](http://www.osram.com/QUICKTRONIC)

### Disclaimer

Subject to change without notice. Errors and omission excepted. Always make sure to use the most recent release.

OSRAM GMBH is distribution partner  
of LEDVANCE for Digital Lighting  
Systems and Components

# OSRAM

OSRAM GmbH  
Marcel-Breuer-Strasse 6  
80807 Munich, Germany

## L 18 W/840

LUMILUX T8 | Tubular fluorescent lamps 26 mm, with G13 bases

Product name	Product name ECG	EAN	Nominal current	Nominal wattage + Power loss	Luminous flux at 35 °C	Number of lighting outlets
L 18 W/840	QT 1x18 DIM	4008321645647	0.08 A	18.90 W	1350 lm	1
	QT 2x18 DIM	4008321645852	0.17 A	37.70 W	1350 lm	2
	QT-ECO 1x18-24/220-240 L	4050300660417	0.14 A	19.00 W	1250 lm	1
	QT-ECO 1x18-24/220-240 S	4050300638560	0.14 A	19.00 W	1250 lm	1
	QT-FIT 5/8 1x18-39	4008321873927	0.10 A	21.00 W	1350 lm	1
	QT-FIT 5/8 2x18-39	4008321873903	0.17 A	39.00 W	1350 lm	2
	QT-FIT8 1x18	4008321294180	0.09 A	19.00 W	1350 lm	1
	QT-FIT8 2x18	4008321294241	0.16 A	36.00 W	1350 lm	2
	QT-FIT8 3x18, 4x18	4008321294302	0.25 A	54.00 W	1350 lm	3
	QT-FIT8 3x18, 4x18	4008321294302	0.33 A	74.00 W	1350 lm	4
	QTi 1x14/24/21/39 GII	4008321383334	0.09 A	19.00 W	1350 lm	1
	QTi 2x14/24/21/39 GII	4008321383396	0.17 A	37.00 W	1350 lm	2
	QTi DALI 1x18 DIM	4050300870403	0.08 A	18.30 W	1350 lm	1
	QTi DALI 2x18 DIM	4050300870526	0.16 A	36.50 W	1350 lm	2
	QTi DALI 3x18 DIM	4008321069979	0.24 A	53.60 W	1350 lm	3
	QTi DALI 4x18 DIM	4008321070050	0.31 A	69.30 W	1350 lm	4
	QTP-DL 1x18-24	4008321117861	0.09 A	18.00 W	1300 lm	1

## Product datasheet

Product name	Product name ECG	EAN	Nominal current	Nominal wattage + Power loss	Luminous flux at 35 °C	Number of lighting outlets
	QTP-M 1x26-42	4008321329134	0.10 A	19.00 W	1350 lm	1
	QTP-M 2x26-32	4008321329158	0.17 A	36.00 W	1350 lm	2
	QTP-OPTIMAL 1x18-40	4008321873743	0.10 A	20.00 W	1350 lm	1
	QTP-OPTIMAL 2x18-40	4008321873767	0.17 A	39.00 W	1350 lm	2
	QTz8 1x18	4008321863263	0.09 A	20.00 W	1350 lm	1
	QTz8 2x18	4008321863300	0.09 A	23.00 W	1350 lm	2
	QTz8 3x18	4008321863348	0.25 A	54.00 W	1350 lm	3
	QTz8 4x18	4008321863362	0.25 A	54.00 W	1350 lm	4

Product name	Product name ECG	EAN	EEI – Energy Label
L 18 W/840	QT 1x18 DIM	4008321645647	
	QT 2x18 DIM	4008321645852	
	QT-ECO 1x18-24/220-240 L	4050300660417	
	QT-ECO 1x18-24/220-240 S	4050300638560	A2
	QT-FIT 5/8 1x18-39	4008321873927	
	QT-FIT 5/8 2x18-39	4008321873903	
	QT-FIT8 1x18	4008321294180	
	QT-FIT8 2x18	4008321294241	
	QT-FIT8 3x18, 4x18	4008321294302	
	QT-FIT8 3x18, 4x18	4008321294302	
	QTi 1x14/24/21/39 GII	4008321383334	
	QTi 2x14/24/21/39 GII	4008321383396	

## Product datasheet

Product name	Product name ECG	EAN	EEI – Energy Label
	QTi DALI 1x18 DIM	4050300870403	
	QTi DALI 2x18 DIM	4050300870526	
	QTi DALI 3x18 DIM	4008321069979	
	QTi DALI 4x18 DIM	4008321070050	
	QTP-DL 1x18-24	4008321117861	
	QTP-M 1x26-42	4008321329134	
	QTP-M 2x26-32	4008321329158	
	QTP-OPTIMAL 1x18-40	4008321873743	
	QTP-OPTIMAL 2x18-40	4008321873767	
	QTz8 1x18	4008321863263	
	QTz8 2x18	4008321863300	
	QTz8 3x18	4008321863348	
	QTz8 4x18	4008321863362	