

SYLVANIA Lamps

Natural™ Series A19/A21

TruWave Technology™

TruWave Technology offers the best alternative to natural light by mimicking the natural light spectrum, all while saving energy.

Benefits and Features

- Controls blue wavelengths for lower glare and reduced eye strain to improve readability and supports an improved sleep-wake cycle
- Perfect fit where clean light color rendering is needed for seeing realistic, vivid colors without sacrificing light output
- Properly saturates red to make building spaces and flesh tones accurate and vibrant, without oversaturating (which compromises energy efficiency)
- Exceptional color quality without the loss of efficacy typical of most 90+ CRI solutions
- Up to 123 LPW
- 2700K, 3000K, 4000K and 5000K color temperatures
- CRI 90+ for exceptional color quality

Electrical

- 120VAC
- Power factor >0.90
- Dimmable down to 10%

Rated Life

- 15,000 hours (L₇₀)

Warranty

- 5 year limited lamp warranty (3 hours per day operation)

Ambient Operating Range

- -4°F to 113°F (-20°C to 45°C)



Wattage Comparison

Traditional Source	Traditional System Wattage	LED System Wattage	Energy Savings
Incandescent	40	5.5	\$57
Incandescent	60	8	\$86
Incandescent	75	11	\$106
Incandescent	100	15	\$140

Certifications and Listings

- cULus
- RoHS
- Lead Free
- FCC*
- ENERGY STAR®
- California Title 20

*FCC Title 47 CFR, Part 15 Subpart B Class B



Catalog #	Type
Project	
Comments	
Prepared by	

Ordering Guide

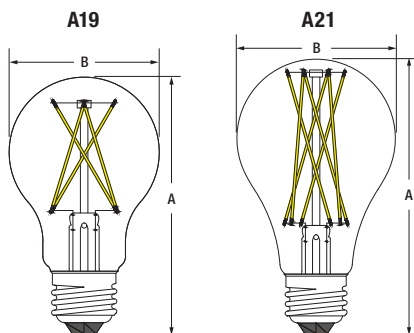
LED	XX	AXX	DIM	XX	9	XX	13Y	TL	RPX
LED	Wattage 5.5 = 5.5 Watts 8 = 8 Watts 11 = 11 Watts 15 = 15 Watts	Lamp Type A19, A21	DIM = Dimmable	Bulb Finish CL = Clear O = Omnidirectional	CRI 9 = 90+	Color Temperature 27 = 2700K 30 = 3000K 40 = 4000K 50 = 5000K	Lamp Life 13Y = 13 Year Life	TL = Natural with TruWave Technology™	RP = Retail Pack RP4 = 4PK Retail

Ordering Information

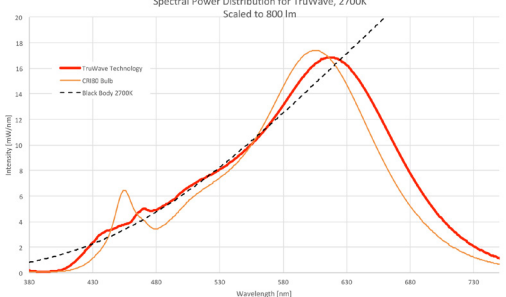
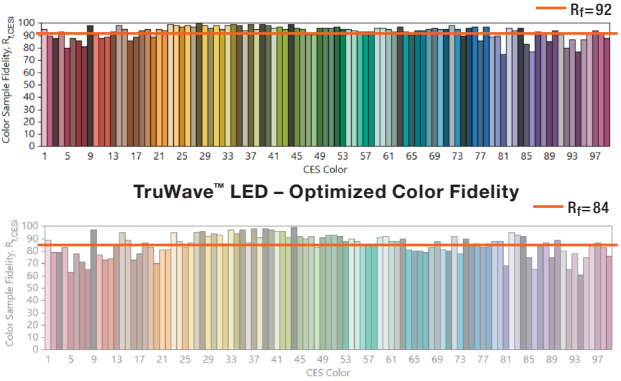
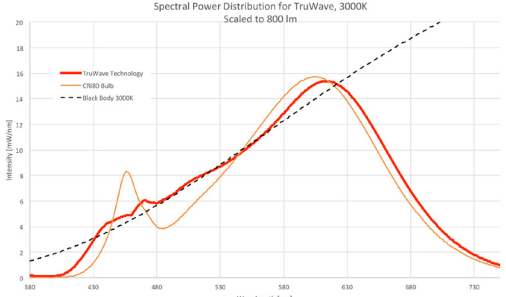
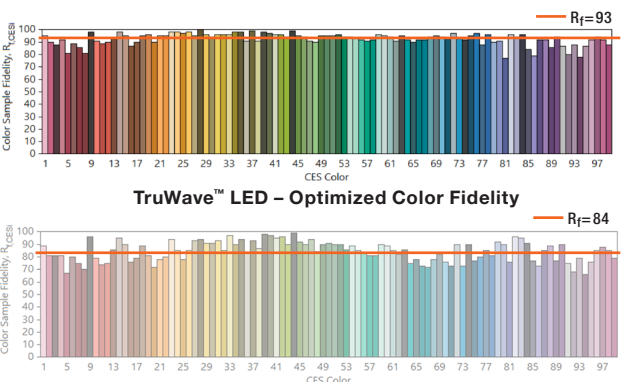
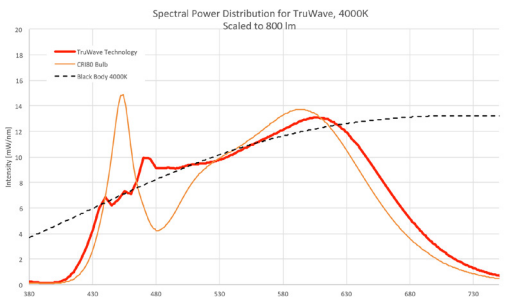
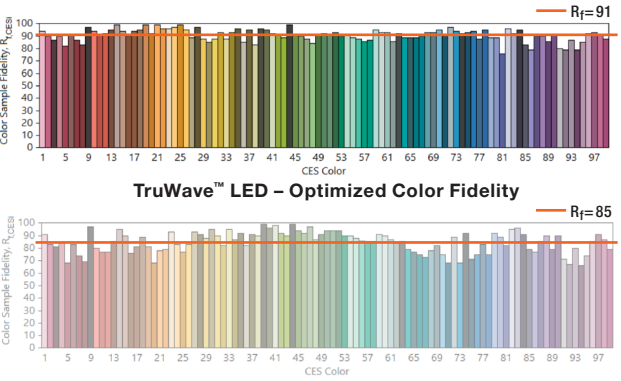
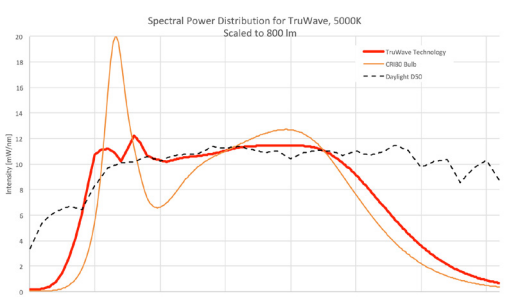
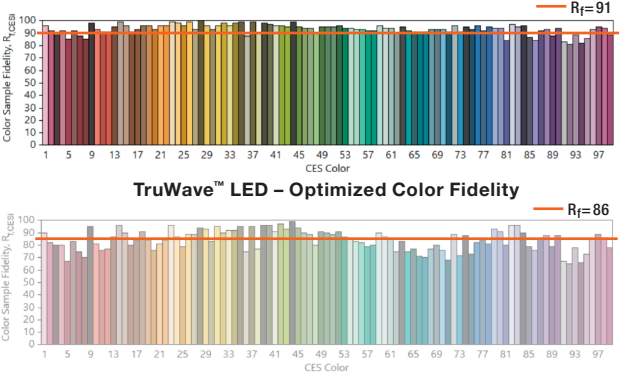
Item Number	Ordering Abbreviation	Finish	Power (W)	Base Type	Input Voltage	Average Life (hrs)	Typical Lumens (lm)	CCT	CRI	LPW
40686	LED5.5A19DIMCL92713YTLRP4 16/CS 4/SKU	Clear	5.5	E26	120V	15,000	450	2700K	90+	82
40699	LED5.5A19DIMCL92713YTLRP 6/CS 1/SKU	Clear	5.5	E26	120V	15,000	450	2700K	90+	82
40724	LED5.5A19DIM092713YTLRP 6/CS 1/SKU	Frosted	5.5	E26	120V	15,000	450	2700K	90+	82
40668	LED5.5A19DIM092713YTLRP4 16/CS 4/SKU	Frosted	5.5	E26	120V	15,000	450	2700K	90+	82
41150	LED5.5A19DIM093013YTLRP 6/CS 1/SKU	Frosted	5.5	E26	120V	15,000	450	3000K	90+	82
41212	LED5.5A19DIM093513YTLRP 6/CS 1/SKU	Frosted	5.5	E26	120V	15,000	450	3500K	90+	82
41143	LED5.5A19DIM094013YTLRP4 16/CS 4/SKU	Frosted	5.5	E26	120V	15,000	450	4000K	90+	82
40725	LED5.5A19DIM095013YTLRP 6/CS 1/SKU	Frosted	5.5	E26	120V	15,000	450	5000K	90+	82
40669	LED5.5A19DIM095013YTLRP4 16/CS 4/SKU	Frosted	5.5	E26	120V	15,000	450	5000K	90+	82
49826	LED5.5A19DIMCL95013YTLRP4 16/CS 4/SKU	Clear	5.5	E26	120V	15,000	450	5000K	90+	82
40671	LED8A19DIM092713YTLRP 6/CS 1/SKU	Frosted	8	E26	120V	15,000	800	2700K	90+	100
40670	LED8A19DIM092713YTLRP4 16/CS 4/SKU	Frosted	8	E26	120V	15,000	800	2700K	90+	100
40700	LED8A19DIMCL92713YTLRP4 16/CS 4/SKU	Clear	8	E26	120V	15,000	800	2700K	90+	100
40687	LED8A19DIMCL92713YTLRP4 16/CS 4/SKU	Clear	8	E26	120V	15,000	800	2700K	90+	100
41151	LED8A19DIM093013YTLRP 6/CS 1/SKU	Frosted	8	E26	120V	15,000	800	3000K	90+	100
41211	LED8A19DIM093513YTLRP 6/CS 1/SKU	Frosted	8	E26	120V	15,000	800	3500K	90+	100
41142	LED8A19DIM094013YTLRP 16/CS 4/SKU	Frosted	8	E26	120V	15,000	800	4000K	90+	100
40673	LED8A19DIM095013YTLRP 6/CS 1/SKU	Frosted	8	E26	120V	15,000	800	5000K	90+	100
40672	LED8A19DIM095013YTLRP4 16/CS 4/SKU	Frosted	8	E26	120V	15,000	800	5000K	90+	100
49827	LED8A19DIMCL95013YTLRP4 16/CS 4/SKU	Clear	8	E26	120V	15,000	800	5000K	90+	100
40701	LED11A19DIMCL92713YTLRP 6/CS 1/SKU	Clear	11	E26	120V	15,000	1100	2700K	90+	100
40688	LED11A19DIMCL92713YTLRP4 16/CS 4/SKU	Clear	11	E26	120V	15,000	1100	2700K	90+	100
40726	LED11A19DIM092713YTLRP 6/CS 1/SKU	Frosted	11	E26	120V	15,000	1100	2700K	90+	100
40662	LED11A19DIM092713YTLRP4 16/CS 4/SKU	Frosted	11	E26	120V	15,000	1100	2700K	90+	100
41152	LED11A19DIM093013YTLRP 6/CS 1/SKU	Frosted	11	E26	120V	15,000	1100	3000K	90+	100
41213	LED11A19DIM093513YTLRP 6/CS 1/SKU	Frosted	11	E26	120V	15,000	1100	3500K	90+	100
41144	LED11A19DIM094013YTLRP 16/CS 4/SKU	Frosted	11	E26	120V	15,000	1100	4000K	90+	100
40727	LED11A19DIM095013YTLRP 6/CS 1/SKU	Frosted	11	E26	120V	15,000	1100	5000K	90+	100
40663	LED11A19DIM095013YTLRP4 16/CS 4/SKU	Frosted	11	E26	120V	15,000	1100	5000K	90+	100
40803	LED11A19DIMCL95013YTLRP4 16/CS 4/SKU	Clear	11	E26	120V	15,000	1100	5000K	90+	100
40702	LED15A21DIMCL92713YTLRP 6/CS 1/SKU	Clear	15	E26	120V	15,000	1600	2700K	90+	107
40754	LED15A21DIMCL92713YTLRP2 8/CS 2/SKU	Clear	15	E26	120V	15,000	1600	2700K	90+	107
40689	LED15A21DIMCL92713YTLRP4 16/CS 4/SKU	Clear	15	E26	120V	15,000	1600	2700K	90+	107
40665	LED15A21DIM092713YTLRP 6/CS 1/SKU	Frosted	15	E26	120V	15,000	1600	2700K	90+	107
40752	LED15A21DIM092713YTLRP2 8/CS 2/SKU	Frosted	15	E26	120V	15,000	1600	2700K	90+	107
40664	LED15A21DIM092713YTLRP4 16/CS 4/SKU	Frosted	15	E26	120V	15,000	1600	2700K	90+	107
41149	LED15A21DIM093013YTLRP 6/CS 1/SKU	Frosted	15	E26	120V	15,000	1600	3000K	90+	107
41187	LED15A21DIM093513YTLRP 6/CS 1/SKU	Frosted	15	E26	120V	15,000	1600	3500K	90+	107
41137	LED15A21DIM094013YTLRP 6/CS 1/SKU	Frosted	15	E26	120V	15,000	1600	4000K	90+	107
40667	LED15A21DIM095013YTLRP 6/CS 1/SKU	Frosted	15	E26	120V	15,000	1600	5000K	90+	107
40666	LED15A21DIM095013YTLRP4 16/CS 4/SKU	Frosted	15	E26	120V	15,000	1600	5000K	90+	107
40875	LED15A21DIMCL95013YTLRP4 16/CS 4/SKU	Clear	15	E26	120V	15,000	1600	5000K	90+	107

Physical Information

	(A) Height inches (mm)	(B) Diameter inches (mm)
A19	4.05 (103)	2.36 (60)
A21	4.57 (116)	2.64 (67)

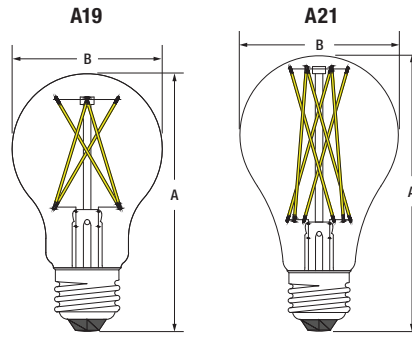


Color Quality Comparison

CCT	Spectral Power Distribution	TM-30-18 Fidelity Index
2700K	<p>Spectral Power Distribution for TruWave, 2700K Scaled to 800 lm</p> 	<p>TM-30-18 Fidelity Index</p>  <p>TruWave™ LED – Optimized Color Fidelity $R_f=84$</p> <p>80 CRI LED $R_f=92$</p>
3000K	<p>Spectral Power Distribution for TruWave, 3000K Scaled to 800 lm</p> 	<p>TM-30-18 Fidelity Index</p>  <p>TruWave™ LED – Optimized Color Fidelity $R_f=84$</p> <p>80 CRI LED $R_f=93$</p>
4000K	<p>Spectral Power Distribution for TruWave, 4000K Scaled to 800 lm</p> 	<p>TM-30-18 Fidelity Index</p>  <p>TruWave™ LED – Optimized Color Fidelity $R_f=85$</p> <p>80 CRI LED $R_f=91$</p>
5000K	<p>Spectral Power Distribution for TruWave, 5000K Scaled to 800 lm</p> 	<p>TM-30-18 Fidelity Index</p>  <p>TruWave™ LED – Optimized Color Fidelity $R_f=86$</p> <p>80 CRI LED $R_f=91$</p>


Physical Information

	(A) Height inches (mm)	(B) Diameter inches (mm)
A19	4.05 (103)	2.36 (60)
A21	4.57 (116)	2.64 (67)



LEDVANCE LLC
200 Ballardvale Street
Wilmington, MA 01887 USA
Phone 1-800-LIGHTBULB (1-800-544-4828)
www.sylvania.com

SYLVANIA and LEDVANCE are registered trademarks.
All other trademarks are those of their respective owners.
Licensee of product trademark SYLVANIA in general lighting.
Specifications subject to change without notice.

 /sylvania  /sylvania

