



## LEDVANCE Lamps

### LEDlescent™ 360 SELECT™ LED T8 UL Type B Lamps for Signage

#### Application

LEDlescent™ 360 SELECT™ T8 Ballast-Free, Direct Wire lamps are an energy saving alternative, designed to replace traditional fluorescent high output T8 and T12 signage lamps by bypassing the existing ballast. These sign replacement lamps are made of robust plastic and aluminum, with LEDs on both sides that provide 360° omnidirectional light. They are color selectable to allow for application flexibility on site to display the sign material content in the most appropriate correlated color temperature. These lamps also provide even diffuse light distribution without hot spots due to their specifically designed optics, contain no mercury, provide instant light and are engineered to operate directly on 120-277V.

LEDlescent 360 SELECT signage lamps maintain existing fixture's UL rating as they are UL classified (as a luminaire conversion kit) under UL Standard 1598C. UL 1598C is the standard covering LED retrofits intended for an existing UL rated fixture. Since the user is retrofitting with a UL1598C classified LED kit, the installer simply follows the installation instructions included with the lamps for the modified fixture to retain its UL rating.

These LED Sign lamps are evaluated to UL 48 / UL 879A Standards and listed in the UL Sign Component Manual (SAM).

#### Benefits and Features

- R17d bases rotate to optimize light output making these lamps ideal for single- or double-sided signs.
- CCT selectable: 4100K, 5000K, and 6500K color temperatures
- Up to 51% energy savings when replacing T8HO Systems. When replacing T12HO systems, energy savings double.
- Available lengths: 18", 24", 30", 36", 42", 48", 60", 64", 72", 84", 96", 108", 117", and 120"
- No warm-up time, instant-on with full light output and stable lamp-to-lamp color
- Effective 360° beam spread
- No UV emission



#### Electrical

- Install directly on 120-277 VAC in either double-ended or single-ended wiring configurations.
- Power Factor > 0.9
- THD < 20%

#### Rated Life

- 50,000 hours (L<sub>70</sub>)

#### Warranty

- 5-year limited warranty. For additional details, please visit [www.ledvanceUS.com/warranty](http://www.ledvanceUS.com/warranty)
- NLB Trusted Warranty Program

#### Ambient Operating Temperature

- -4°F to + 122°F (-20°C to + 50°C)

#### Max Case Temperature

Lamp Length	Temperature
18"	140°F (60°C)
24", 30", 48", 60"	154°F (68°C)
36", 42", 96"	149°F (65°C)
84"	143°F (62°C)
64", 72", 108"	151°F (66°C)
117", 120"	152°F (67°C)

#### Certifications and Listings

- cULus (UL 1993 and UL 1598c)
- Listed in the UL SAM manual
- UL classified : LED sign retrofit, evaluated to UL48/UL879A Standards
- RoHS
- FCC
- Lead Free
- Mercury Free

#### Installation

- Please refer to the Installation manual included inside the packaging and the applications information listed below for more information.



Catalog #	Type
Project	
Comments	
Prepared by	

Ordering Guide

LED	XX	T8	LXX	FP	8	SC15	BF	-2S
Product Name	Wattage	Lamp Type	Length	Color/Finish	CRI	Color Temperature	BF= Ballast Free	Light Distribution
LED	7 = 7W 9 = 9W 11 = 11W 12 = 12W 15 = 15W 18 = 18W 24 = 24W 26 = 26W 30 = 30W 32 = 32W 36 = 36W 42 = 42W 45 = 45W 48 = 48W	T8	L18 = 18" L24 = 24" L30 = 30" L36 = 36" L42 = 42" L48 = 48" L60 = 60" L64 = 64" L72 = 72" L84 = 84" L96 = 96" L108 = 108" L117 = 117" L120 = 120"	FP = Frosted Plastic	8 = 83	SC15 = CCT Selctable 4100K/5000K/6500K		Light Distribution 2S = Two Sided

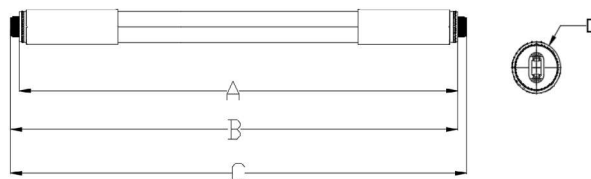
Ordering Information

Item Number	Ordering Abbreviation	Wattage	Length	Input Voltage (V)	Average Life (hrs)	CCT	Case Qty	Typical Lumens (lm) @ 5000K	CRI	Power Factor	Bulb Finish
42136	LED7T8L18FP8SC15BF-2S	7	18"	120-277V	50,000	4100K/5000K/6500K	10	1000	83	> 0.90	Frosted Plastic
42137	LED9T8L24FP8SC15BF-2S	9	24"	120-277V	50,000	4100K/5000K/6500K	10	1300	83	> 0.90	Frosted Plastic
42138	LED11T8L30FP8SC15BF-2S	11	30"	120-277V	50,000	4100K/5000K/6500K	10	1600	83	> 0.90	Frosted Plastic
42139	LED12T8L36FP8SC15BF-2S	12	36"	120-277V	50,000	4100K/5000K/6500K	10	1750	83	> 0.90	Frosted Plastic
42140	LED15T8L42FP8SC15BF-2S	15	42"	120-277V	50,000	4100K/5000K/6500K	10	2200	83	> 0.90	Frosted Plastic
42141	LED18T8L48FP8SC15BF-2S	18	48"	120-277V	50,000	4100K/5000K/6500K	10	2600	83	> 0.90	Frosted Plastic
42142	LED24T8L60FP8SC15BF-2S	24	60"	120-277V	50,000	4100K/5000K/6500K	10	3450	83	> 0.90	Frosted Plastic
42143	LED26T8L64FP8SC15BF-2S	26	64"	120-277V	50,000	4100K/5000K/6500K	10	3750	83	> 0.90	Frosted Plastic
42144	LED30T8L72FP8SC15BF-2S	30	72"	120-277V	50,000	4100K/5000K/6500K	10	4350	83	> 0.90	Frosted Plastic
42145	LED32T8L84FP8SC15BF-2S	32	84"	120-277V	50,000	4100K/5000K/6500K	10	4650	83	> 0.90	Frosted Plastic
42146	LED36T8L96FP8SC15BF-2S	36	96"	120-277V	50,000	4100K/5000K/6500K	10	5200	83	> 0.90	Frosted Plastic
42147	LED42T8L108FP8SC15BF-2S	42	108"	120-277V	50,000	4100K/5000K/6500K	10	6000	83	> 0.90	Frosted Plastic
42148	LED45T8L117FP8SC15BF-2S	45	117"	120-277V	50,000	4100K/5000K/6500K	10	6500	83	> 0.90	Frosted Plastic
42149	LED48T8L120FP8SC15BF-2S	48	120"	120-277V	50,000	4100K/5000K/6500K	10	6900	83	> 0.90	Frosted Plastic

Physical Information

Lamp Description	A: Base Face to Base Face* Inches (mm)	B: Base Pin to End of Opposite Pin End* Inches (mm)	C: End of Base Pin to End of Opposite Pin End** Inches (mm)	D: Diameter** Inches (mm)	Bare Weight***
LED7T8L18FP8SC15BF-2S	15.07 (382.78)	15.51 (394)	15.82 (401.83)	1.13 (25.9m)	116g
LED9T8L24FP8SC15BF-2S	21.07 (535.18)	21.5 (546.4)	21.82 (554.23)	1.13 (25.9m)	148g
LED11T8L30FP8SC15BF-2S	27.07 (687.58)	27.51 (698.8)	27.82 (706.63)	1.13 (25.9m)	180g
LED12T8L36FP8SC15BF-2S	33.07 (839.98)	33.51 (851.2)	33.82 (859.03)	1.13 (25.9m)	212g
LED15T8L42FP8SC15BF-2S	39.07 (992.38)	39.51 (1003.6)	39.82 (1011.43)	1.13 (25.9m)	245g
LED18T8L48FP8SC15BF-2S	45.07 (1114.78)	45.51 (1156)	45.82 (1163.83)	1.13 (25.9m)	277g
LED24T8L60FP8SC15BF-2S	57.07 (1449.58)	57.51 (1460.8)	57.82 (1468.63)	1.13 (25.9m)	435g
LED26T8L64FP8SC15BF-2S	61.07 (1551.18)	61.51 (1562.4)	61.82 (1570.23)	1.13 (25.9m)	463g
LED30T8L72FP8SC15BF-2S	69.07 (1754.38)	69.51 (1765.6)	69.82 (1773.43)	1.13 (25.9m)	523g
LED32T8L84FP8SC15BF-2S	81.07 (2059.18)	81.51 (2070.4)	81.82 (2078.23)	1.13 (25.9m)	614g
LED36T8L96FP8SC15BF-2S	93.07 (2363.98)	93.51 (2375.2)	93.82 (2383.03)	1.13 (25.9m)	705g
LED42T8L108FP8SC15BF-2S	105.07 (2668.78)	105.51 (2680)	105.82 (2687.83)	1.13 (25.9m)	796g
LED45T8L117FP8SC15BF-2S	114.07 (2897.38)	114.51 (2908.6)	114.82 (2916.43)	1.13 (25.9m)	864g
LED48T8L120FP8SC15BF-2S	117.07 (2973.58)	117.51 (2984.8)	117.82 (2992.63)	1.13 (25.9m)	886g


\*Tolerance ±0.094 (2.39)  
 \*\*Tolerance ±0.02 (2)  
 \*\*\*Tolerance ±5g%



## Representative Sticker provided with retrofit lamps to be affixed to the luminaire after retrofit

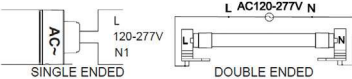
**This luminaire has been modified to operate LED lamps. Do not attempt to install or operate fluorescent lamps in this luminaire.**

**Ce luminaire a été modifié pour utiliser des lampes à DEL. Ne tentez pas d'installer ou d'utiliser des lampes fluorescentes avec ce luminaire.**

 **LEDVANCE**

42136 LED7T8L18FP8SC15BF-2S 42143 LED26T8L64FP8SC15BF-2S  
42137 LED9T8L24FP8SC15BF-2S 42144 LED30T8L72FP8SC15BF-2S  
42138 LED11T8L30FP8SC15BF-2S 42145 LED32T8L84FP8SC15BF-2S  
42139 LED12T8L36FP8SC15BF-2S 42146 LED36T8L96FP8SC15BF-2S  
42140 LED15T8L42FP8SC15BF-2S 42147 LED42T8L108FP8SC15BF-2S  
42141 LED18T8L48FP8SC15BF-2S 42148 LED45T8L117FP8SC15BF-2S  
42142 LED24T8L60FP8SC15BF-2S 42149 LED48T8L120FP8SC15BF-2S

TEL: 1-(800)-LIGHTBULB  
1(800) 544-4828  
www.ledvanceUS.com

  
SINGLE ENDED DOUBLE ENDED

### Application Information

1. Please read and comply with all instructions, including the installation manual included inside the packaging before attempting installation.
2. All installation, inspection, and maintenance of lighting fixtures should be done with the power to the fixture turned off.
3. Lamps should be installed and operated in compliance with the National Electric Code (NEC), Underwriters Laboratories, Inc. (UL) requirements, and all applicable codes and regulations.
4. **IMPORTANT:** For all new installations operating as UL Type B, follow the wiring instructions for double-ended wiring (recommended). Approved for single-ended configuration for existing UL Type B applications previously wired as such. See installation manual for wiring options.
5. Ensure lampholders/sockets are in good operating condition before installation and if any defects are detected, change the lampholders/sockets.
6. Insert and align tubes properly in lamp holders. Partial insertion results in a poor or intermittent electrical contact that can result in short lamp life and arcing. Arcing at the lamp holder can result in localized overheating.
7. Not for use with other LED or fluorescent lamps in the same fixture.
8. When using LEDlescent™ lamps, to conform to UL, you **MUST** affix the luminaire warning sticker, included inside the packaging, to the fixture during installation (this maintains existing UL safety ratings).
9. Best practice: cap off the remaining ballast wires should the ballast be left in the fixture after disconnecting.
10. Do not make or alter any open holes in an enclosure of wiring or electrical components during installation.
11. Do not expose wiring to edges of sheet metal or other sharp objects.
12. Make sure the lamps have the proper connections before restoring power.
13. For detailed warranty information, please visit [www.ledvanceUS.com](http://www.ledvanceUS.com).

LEDVANCE LLC  
181 Ballardvale Street, Suite 203  
Wilmington, MA 01887 USA  
Phone 1-800-LIGHTBULB (1-800-544-4828)  
[www.ledvanceUS.com](http://www.ledvanceUS.com)

LEDVANCE is a registered trademark. All other trademarks are those of their respective owners. Specifications subject to change without notice.



SCAN TO FOLLOW US  
ON SOCIAL MEDIA

