

LED Multi Watt Multi CCT Troffer Family Series (Built-in Sensor Base)



1x4

15W, 19W, 24W and 29W



2x2

15W, 19W, 24W and 29W



2x4

24W, 29W, 32W and 39W

CONSTRUCTION:

Steel and Aluminum frame. Matte white finish. The entire fixture functions as a heat sink to keep the LEDs cooler to prolong the life of the light.

OPTICAL SYSTEM:

Samsung 2835 LED chips. 110° beam angle.

WARRANTY:

5-year limited warranty. Actual performance may differ as a result of end-user environment and application.

ELECTRICAL:

120-277V input standard.
-20°C to 60°C, -4°F to 140°F

INSTALLATION & MOUNTING:

Fits most preexisting troffers. Surface mount kit and recessed kit.

CONTROLS & DIMMING:

1-10V dimming comes standard. Suitable for use with LED dimmers.

FEATURES

- Default Wattage:
 - 1x4 – 29W
 - 2x2 – 29W
 - 2x4 – 39W
- Default CCT: 5,000K
- Built-in motion sensor base
- Glare-free lighting
- IP20 rated
- 100,000 hours lifetime

SUITABLE APPLICATIONS


- Warehouses
- Schools
- Factories
- Offices
- Supermarkets
- Logistic Centers
- Exhibition Halls

DLC Product ID:

- LOC-14TROF-MW(15/19/24/29)MCCT(35/40/50) – S-09TFW4
- LOC-22TROF-MW(15/19/24/29)MCCT(35/40/50) – S-NKL8VC
- LOC-24TROF-MW(24/29/32/39)MCCT(35/40/50) – S-W92KV9



MOUNTING OPTIONS:




Surface Mount




Recessed Mount

OPTIONAL ACCESSORIES:



Emergency Driver
LOC-EMDR-8WLI-170-V2



Emergency Driver
LOC-EMDR-25WLI-190



Microwave Sensors
LOC-ACY-S-PIRS-02-G2



Microwave Sensors (Bluetooth)
LOC-ACY-S-PIRS-BT-02-G2

LOC-14TROF-MW(15/19/24/29)MCCT(35/40/50)

WATTAGE SELECTABLE	CCT SELECTABLE	LUMENS	EFFICACY	VOLTAGE	CRI	POWER FACTOR	THD	REPLACES
15W	3500K / 4000K / 5000K	1,950LM	130lm/W	120-277V	82	0.9	20%	150W HID
19W	3500K / 4000K / 5000K	2,470LM	130lm/W	120-277V	82	0.9	20%	150W HID
24W	3500K / 4000K / 5000K	3,120LM	130lm/W	120-277V	82	0.9	20%	150W HID
29W	3500K / 4000K / 5000K	3,770LM	130lm/W	120-277V	82	0.9	20%	150W HID

LOC-22TROF-MW(15/19/24/29)MCCT(35/40/50)

WATTAGE SELECTABLE	CCT SELECTABLE	LUMENS	EFFICACY	VOLTAGE	CRI	POWER FACTOR	THD	REPLACES
15W	3500K / 4000K / 5000K	1,950LM	130lm/W	120-277V	82	0.9	20%	150W HID
19W	3500K / 4000K / 5000K	2,470LM	130lm/W	120-277V	82	0.9	20%	150W HID
24W	3500K / 4000K / 5000K	3,120LM	130lm/W	120-277V	82	0.9	20%	150W HID
29W	3500K / 4000K / 5000K	3,770LM	130lm/W	120-277V	82	0.9	20%	150W HID

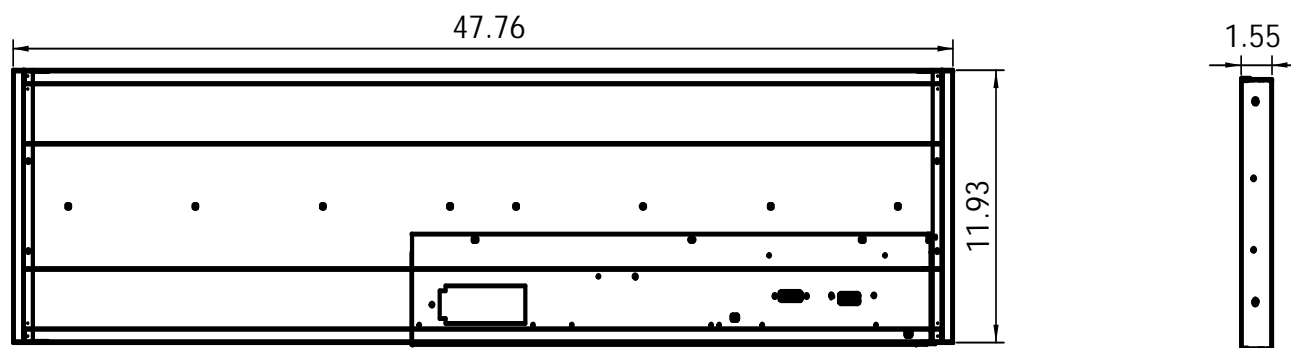
LOC-24TROF-MW(24/29/32/39)MCCT(35/40/50)

WATTAGE SELECTABLE	CCT SELECTABLE	LUMENS	EFFICACY	VOLTAGE	CRI	POWER FACTOR	THD	REPLACES
24W	3500K / 4000K / 5000K	3,120LM	130lm/W	120-277V	82	0.9	20%	200W HID
29W	3500K / 4000K / 5000K	3,770LM	130lm/W	120-277V	82	0.9	20%	200W HID
32W	3500K / 4000K / 5000K	4,160LM	130lm/W	120-277V	82	0.9	20%	200W HID
39W	3500K / 4000K / 5000K	5,070LM	130lm/W	120-277V	82	0.9	20%	200W HID

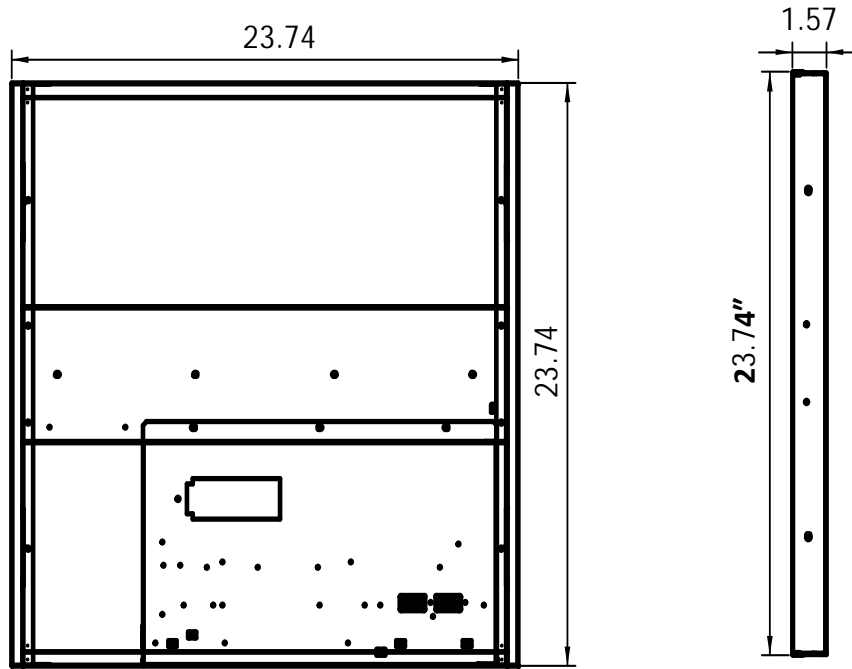
DLC testing was performed at 3500K

MEASUREMENTS

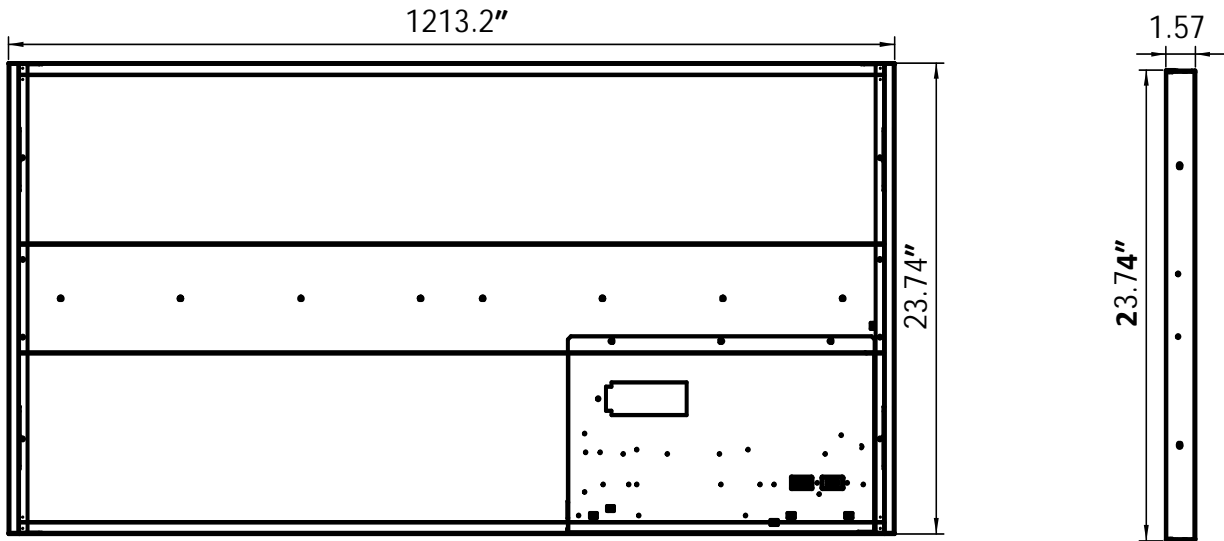
1x4



2x2



2x4



MODEL	QTY	NET WEIGHT	MASTER CARTON SIZE	GROSS WEIGHT	PCS CTN	UPC CODE
LOC-14TROF-MW(15/19/24/29)MCCT(35/40/50)	1	6.75lbs	49.63" x 12.63" x 2.13"	7.9lbs	1	00810050948258
LOC-22TROF-MW(15/19/24/29)MCCT(35/40/50)	1	7.4lbs	24.8" x 24.8" x 2.56"	9.35lbs	1	00810050948265
LOC-24TROF-MW(24/29/32/39)MCCT(35/40/50)	1	11.15lbs	49.5" x 24.5" x 2.5"	15.6lbs	1	00810050948289