

**PHILIPS**  
**bodine**

Emergency Ballasts

Linear Fluorescent

LP550



Project:

Type:

Model No:

Qty:

Date:

Notes:

Low-Profile for Space-Limited Fixtures  
Standard and HO T5 and T8 Lamps  
End-of-Lamp-Life Compatible

Product order number: LP550M (galvanized metal case)

## Specifications

### UL LISTED

Factory or Field Installation  
(Indoor and Damp)

### Illumination Time

90 Minutes

### Initial Light Output

390 - 700 Lumens @ 25°C

### Full Warranty

5 Years (NOT pro-rata)

### Dual Input Voltage

120/277 VAC, 60 Hz

### AC Input Current

190 mA

### AC Input Power Rating

2.6 Watts

### Test Switch

Single Pole

### Battery

High-Temperature, Maintenance-Free  
Nickel-Cadmium Battery  
7- to 10-Year Life Expectancy

### Battery Charging Current

165 mA

### Recharge Time

24 Hours

### Charging Indicator Light

LED

### Temperature Rating (Ambient)

0°C to +50°C (32°F to 122°F)

### Dimensions

18.5" x 1.18" x 1.18"  
(470 mm x 30 mm x 30 mm)  
Mounting Center 18.1" (460 mm)

### Weight

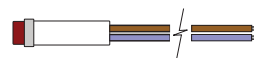
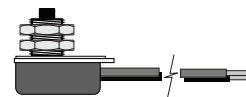
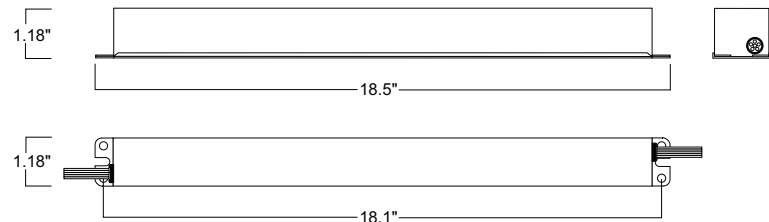
2.3 lbs. (1.0 kg)

## Benefits:

- Low Profile case
- Emergency mode lumen output up to 700 lumens
- End-of-Lamp-Life Compatible

## Dimensions

18.5" x 1.18" x 1.18" (mounting center - 18.1")



A test switch and charging indicator light is provided.



# LP550

## Flourescent Emergency Ballast, Low-Profile for Space-Limited Fixtiures

**Table 1** Lamp Compatibility

| LAMP DIAMETER | BASE            | WATTAGE (Length) | NO. of LAMPS (EMERGENCY) |
|---------------|-----------------|------------------|--------------------------|
| T5/HO         | Miniature Bipin | 24-54 W (2'-4')  | 1                        |
| T5            | Miniature Bipin | 21-28 W (2'-4')  | 1                        |
| Long Compact  | 4-pin (2G11)    | 36-55 W          | 1                        |
| T8            | Bipin           | 32 W (4')        | 1                        |
|               |                 | 40 W (5')        | 1                        |
| T8/HO         | Bipin           | 44 W (4')        | 1                        |

**Table 2** Initial Lumen Output

| LAMP                            | LUMENS |
|---------------------------------|--------|
|                                 | 1 Lamp |
| FP54, F54T5/HO                  | 700    |
| FP39, F39T5/HO                  | 620    |
| FP24, F24T5/HO                  | 390    |
| FP28, F28T5                     | 700    |
| FP21, F21T5                     | 620    |
| F32T8, (4')                     | 635    |
| F40T8 (5')                      | 570    |
| F40T8/HO (4', 44 W)             | 470    |
| PL-L 50W, F50BX/RS, Dulux L 55W | 510    |
| PL-L 40W, F40/30BX, Dulux L 40W | 625    |
| PL-L 36W, F39/36BX, Dulux L 36W | 610    |

### APPLICATION

The LP550 low-profile emergency ballast works in conjunction with a low-profile or standard-size AC ballast to convert new or existing standard or high-output T5 fluorescent fixtures into unobtrusive emergency lighting. The emergency ballast consists of a high-temperature nickel-cadmium battery, charger and electronic circuitry in one compact case. The LP550 can be used with one 21 - 28 W standard or 24 - 54 W high-output T5 (2'-4'); one 32 W (4'), 40 W (5') or 44 W HO (4') T8; or one 36 - 55 W (4-pin) long compact fluorescent lamp (see Table 1). It is also compatible with most one-, two-, three- and four-lamp electronic, standard, energy-saving and dimming AC ballasts. If used in an emergency-only fixture, no AC ballast is necessary. The LP550 is suitable for indoor and damp locations and for sealed and gasketed fixtures, including fixtures rated for wet locations. It is not suitable for air handling heated air outlets or wet or hazardous locations. For information about specific lamp and ballast compatibility, please call the factory. Recommended applications include: emergency lighting for pendant, cove, recessed indirect/direct, surface-mount and architectural lighting commonly used in office, hospitality, health care, retail and educational facilities.

### OPERATION

When AC power fails, the LP550 immediately switches to the emergency mode, operating one lamp at a reduced lumen output for a minimum of 90 minutes. When AC power is restored, the emergency ballast automatically returns to the charging mode and, using a patented circuit, delays AC ballast operation for approximately three seconds to prevent false tripping of the AC ballast end-of-lamp-life shutdown circuits.

### INSTALLATION

The LP550 does not affect normal fixture operation and may be used with either a switched or unswitched fixture. If a switched fixture is used, an unswitched hot must be connected to the emergency ballast. The emergency ballast must be fed from the same branch circuit as the AC ballast. The LP550 may be installed inside or on top of the fixture. Installation is not recommended with fixtures where the ambient temperature may fall below 0°C.

### EMERGENCY ILLUMINATION

Depending on the wattage and type of lamp selected, the LP550 produces 390 to 700 lumens initial emergency light output (see Table 2). During emergency operation, one lamp is illuminated, even if installed with a multi-lamp AC ballast.

### SPECIFICATION

Emergency lighting shall be provided by using a standard fluorescent fixture equipped with a Philips Bodine LP550 low-profile emergency ballast. The LP550 shall consist of a high-temperature, maintenance-free nickel-cadmium battery, charger and electronic circuitry contained in one 18.5" x 1.18" x 1.18" galvanized steel case. A solid-state charging indicator light to monitor the charger and battery, a single-pole test switch and installation hardware shall be provided. The emergency ballast, using a patented circuit, shall delay AC ballast operation for approximately three seconds to prevent false tripping of AC ballast end-of-lamp-life shutdown circuits. The emergency ballast shall be capable of operating one \_\_\_\_\_ fluorescent lamp at \_\_\_\_\_ lumens (see Table 2) initial light output in the emergency mode for a minimum of 90 minutes. It shall be suitable for indoor and damp locations and for sealed and gasketed fixtures, including fixtures rated for wet locations. The LP550 shall have 2.6 Watts of input power and a 15.0 Watt-hour battery capacity and shall exceed emergency standards set forth by the current NEC. The emergency ballast shall be UL Listed for installation inside or on top of the fixture.

### WARRANTY

Model LP550 is warranted for five (5) full years from date of purchase. Please see detailed warranty information on our web site.

