



# Switch Start Metal Halide Standard

Switch Start MH Std 175W/640 Mog ED28 CL

High performance, Long life and Superior light quality A compact, energy efficient metal halide lamp that provides crisp, sparkling light with long life and high efficiency.

## Product data

### • General Characteristics

Base	Mogul [Mogul]
Base Information	Brass [Brass Base]
Bulb	ED28
Bulb Material	Hard Glass
Bulb Finish	Clear
Operating Position	Universal [Any or Universal (U)]
Main Application	General and Street Lighting
RatedAvgLife(See Family Notes)	10000 hr
Energy Saving	Not Applicable

Lamp Voltage	132 V
Lamp Current	1.5 A
Ignition Time	120 (max) s
Re-ignition Time [min]	8 (max) min

### • Environmental Characteristics

Mercury (Hg) Content	28.0 (max) mg
Picogram per Lumen Hour	255.1 p/LuHr

### • Light Technical Characteristics

Color Code	640 [CCT of 4000K]
Color Rendering Index	65 Ra8
Color Designation	Cool White
Color Temperature	4000 K
Color Temperature technical	4300 K
Initial Lumens	14700 Lm
Luminous Efficacy Lamp	84 Lm/W
Lumen Maintenance - 10% life	90 %
Lumen Maintenance - 40% life	68 %
Design Mean Lumens	8775 Lm
Chromaticity Coordinate X	0.375 -
Chromaticity Coordinate Y	0.400 -

### • UV-related Characteristics

Damage Factor D/fc	0.420 -
PET (NIOSH)	192.3 h500lx
UV A	9.96 mW/cm <sup>2</sup>
UV B	0.10 mW/cm <sup>2</sup>
UV C	0.02 mW/cm <sup>2</sup>

### • Luminaire Design Requirements

Cap-Base Temperature	210 (max) C
Bulb Temperature	400 (max) C

### • Product Dimensions

Light Center Length L	5 in
Max Overall Length (MOL) - C	8.313 (max) in
Diameter D	3.5 in

### • Electrical Characteristics

Watts	175 W
-------	-------

**PHILIPS**

# Switch Start Metal Halide Standard

## Footnotes

Footnotes HID	377 [Requires a ballast specified or approved for Philips metal halide lamps, or one that is designed to operate all popular brands of metal halide lamps. 1000W types will operate from H36 conventional lag type ballast for Mercury Vapor lamps at ambient temperatures of 50 degrees F or higher. 1000W types must not be operated at 1500W. (377)]
Footnotes HID	385 [Rated life: Vertical +/- 15 degrees. Other positions 75% of vertical life. (385)]

Footnotes HID 393 [Vertical lumens. Horizontal lumens 6%–10% lower. (393)]

## Product Data

Product number	287334
Full product name	Switch Start MH Std 175W/640 Mog ED28 CL
Short product name	MH175/U 12PK
Pieces per Sku	1
Skus/Case	12
Bar code on pack	46677287337
Bar code on case	50046677287332
Logistics code(s)	928601150313
eop_net_weight_pp	0.001 kg

## Warnings and Safety

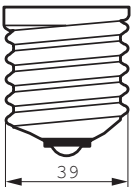
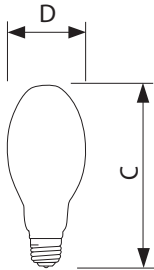
- R "WARNING: These lamps can cause serious skin burn and eye inflammation from short wave ultraviolet radiation if outer envelope of the lamp is broken or punctured. Do not use where people will

remain for more than a few minutes unless adequate shielding or other safety precautions are used. Certain lamps that will automatically extinguish when the outer envelope is broken or punctured are commercially available." This lamp complies with FDA radiation performance standard 21 CFR subchapter J. (USA:21 CFR 1040.30 Canada: SOR/DORS/80-381)

## Dimensional drawing


### Switch Start MH Std 175W/640 Mog ED28 CL

Product	C (Max)	D (Norm)
MH R 175W/640 E39 ED28 U	8.313	3.5



E39

## Dimensional drawing



E39



© 2014 Koninklijke Philips N.V. (Royal Philips)  
All rights reserved.

Specifications are subject to change without notice. Trademarks are the property of Koninklijke Philips N.V. (Royal Philips) or their respective owners.

[www.philips.com/lighting](http://www.philips.com/lighting)

2014, December 13  
data subject to change