



PL-L Long 4-Pin Base

PL-L 40W/835/4P 1CT

Philips Linear Compact Fluorescent Lamps offer designers, specifiers and end-users new levels of efficiencies and versatility in sizes, configurations and application possibilities. With so many elegant fixtures available to complement their small size, high light output and advanced technology, Philips Energy Advantage lamps are fast becoming the preferred choice when maximum efficiency and sleek design solutions are required.

Product data

• General Characteristics

System Description	High Frequency [High Frequency]
Base	2G11
Base Information	4P
Life to 10% fail	14000 hr
Preheat EL,3h	
Life to 10% fail	7500 hr
Nonpreh EL,3h	
Rated Avg. Life	20000 hr
Life to 50% fail	10000 hr
Nonpreh EL,3h	
LSF HF Preheat	99 %
2000h Rated,3h	
LSF HF Preheat	99 %
4000h Rated,3h	
LSF HF Preheat	98 %
6000h Rated,3h	
LSF HF Preheat	97 %
8000h Rated,3h	
LSF HF Preheat	94 %
12000h Rated,3h	
LSF HF Preheat	82 %
16000h Rated,3h	
LSF HF Preheat	50 %
20000h Rated,3h	

• Light Technical Characteristics

Color Code	835 [CCT of 3500K]
Color Rendering Index	82 Ra8
Color Designation	White
Color Temperature	3500 K
Lum Flux Rated HF	3500 Lm
25°C,horiz	
Lum Flux Nominal	3500 Lm
HF 25°C,horiz	

Lum Efficacy Rated	88 Lm/W
HF 25°C,hor	
LLMF HF 2000h	95 %
Rated	
LLMF HF 4000h	94 %
Rated	
LLMF HF 6000h	93 %
Rated	
LLMF HF 8000h	92 %
Rated	
LLMF HF 12000h	91 %
Rated	
LLMF HF 16000h	90 %
Rated	
LLMF HF 20000h	90 %
Rated	
Design Temperature	30 C
Chromaticity Coordinate X	410 -
Chromaticity Coordinate Y	395 -

• Electrical Characteristics

Watts	40 W
Lamp Wattage EL	40.0 W
25°C, Rated	
Lamp Wattage EL	40 W
25°C, Nominal	
Lamp Voltage EL	126 V
25°C	
Lamp Current EL	0.320 A
25°C	
Dimmable	Yes

PHILIPS

PL-L Long 4-Pin Base

Environmental Characteristics

Energy Efficiency Label (EEL)	A+
Mercury (Hg) Content	2.0 mg
Energy consumption kWh/1000h	44 kWh

Measuring Conditions

Calibration Current	0.320 A
HF Generator Rated Voltage	254 V
Resistor	400 ohm

Product Dimensions

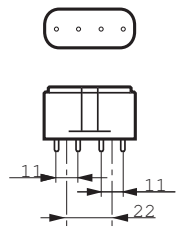
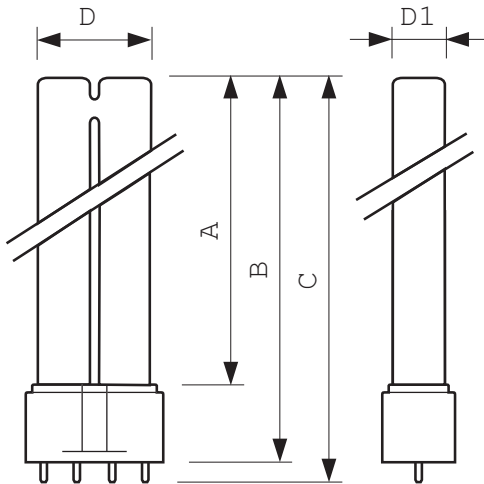
Base Face to Base Face A	509.2 (max) mm
--------------------------	----------------

Insertion Length B	535 (max) mm
Overall Length C	541.6 (max) mm
Diameter D	39.0 (max) mm
Diameter D1	18.0 (max) mm

Product Data

Product number	300434
Full product name	MASTER PL-L 40W/835/4P 1CT
Short product name	MASTER PL-L 40W/835/4P 1CT/25
Pieces per Sku	1
eop_pck_cfg	25
Skus/Case	25
Bar code on pack	8711500638656
Bar code on case	8711500638663
Logistics code(s)	927908283570
tpd_ilcos_cd	FSDH-40/35/1B-L/P-2G11
eop_net_weight_pp	134.000 gr

Dimensional drawing

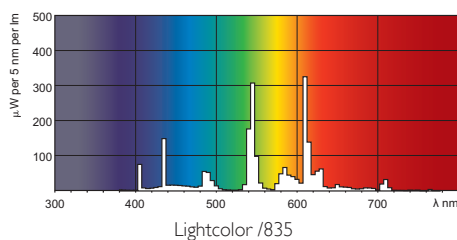
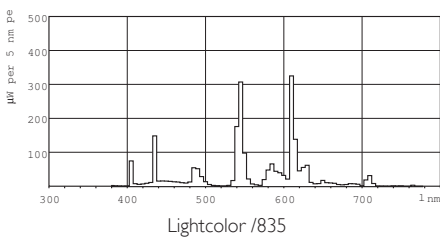


2G11

PL-L 40W/835/4P 1CT

Product	A (Max)	B (Max)	C (Max)	D (Max)	D1 (Max)
PL-L 40W/835/4P RS	540	565	571.6	39.0	18.0

Photometric data





© 2014 Koninklijke Philips N.V. (Royal Philips)
All rights reserved.

Specifications are subject to change without notice. Trademarks are the property of Koninklijke Philips N.V. (Royal Philips) or their respective owners.

www.philips.com/lighting

2014, March 10
data subject to change