

**The most
sustainable
lighting
solution**

QL Induction Lighting Systems

QL induction lighting is used for professional, general and special lighting applications because of its unmatched durability and high luminous efficacy with excellent light quality. QL offers a nearly maintenance free operation and superior energy saving. Induction lamps have a unique long performance life up to 100,000 hours because there is no use of electrodes in the bulb. The lifetime of the system is determined at 80,000 hours, which equals approximately 20 years based on 4000 burning hours per year.

The major features of QL lamp systems, and their related benefits for the user, are:

Benefits

- Easy installation
- Good color rendering (Ra > 80) and choice of color temperature
- Useful light immediately after switch on
- Easy to use as retrofit or in new construction applications
- Economic, environment-friendly lighting in situations with long burning hours
- Lowest maintenance costs

Features

- Dimmable to 50%
- Crisp white light with no color shift.
- Operates in hot and cold environments - amalgam control.
- High lumen efficiency - 55W QL features 3,650 initial lumens.
- Also available in 85 and 165 watts.

Application

Ideal for street lighting, bridges and tunnels, hazardous areas, cold storage warehouses and hard-to-reach applications.

Compliances and approvals

- **Safety**
IEC 62532, IEC 61347-1, IEC 62471
- **Performance**
IEC 62639 (in prep.), IEC 60929
- **Quality standard**
ISO 9001
- **Environmental management system**
ISO 14001
- **Electromagnetic Compatibility**
EN 61000, EN 55015, EN 55022
- **Vibration and (thermal)shocks**
IEC 60068

QL 55W Lamp



PRODUCT DATA

Product number
Full product name

Pieces/sleeve
Sleeves per box
Net weight
Cable length power coupler
Operating temperature
Safety approvals

Light Technical Characteristics

Chromaticity Coordinate X
Chromaticity Coordinate Y
RA
Luminous Flux System
Luminous Efficacy System
Luminous Efficacy Lamp
Luminance Average EL
P.E.T.(NIOSH)
Damage Factor (Dfc)

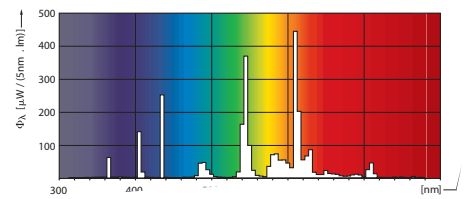
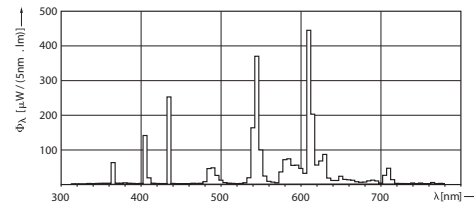
QL05500130	QL05500140
QL Alu Base	QL Alu Base
55W 830	55W 840
1	
6	
0.325 kg per piece	
555 mm / 21.9 inch	
40°C to +55°C ambient	
C-UL-US and CE	

3000K*	4000K
442	392
404	385
>80	>80
3650 lm	3650 lm
66 lm/W	66 lm/W
78 lm/W	78 lm/W
5.0 cd/cm2	5.0 cd/cm2
>24h	>24h
<0.6	<0.6

* Other color temperatures available upon request.

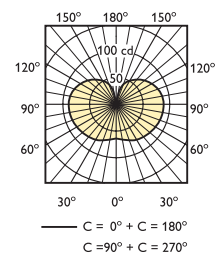
PHOTOMETRIC DATA

Spectral energy distribution

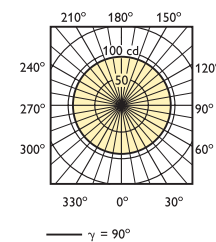


Typical Spectral energy distribution of QL 55W 3000K.

LIGHT DISTRIBUTION



Typical light distribution of QL 55W



Typical light distribution of QL 55W, Azimuth angle

QL 55W Generator



PRODUCT DATA

Product number
Product description
Pieces per box
Net weight
Dimensions (L x W x H)
Connectors

Features

Dimming behavior

General Characteristics

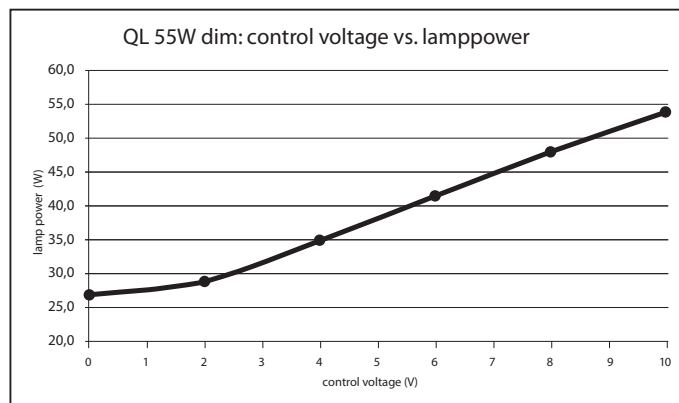
Lifetime system
 Efficiency
 Cooling
 Tcase
 Storage
 Operating temp.
 Operating position
 Safety approvals
 EMC approvals

Electrical Characteristics

Input line freq.
 Power Factor
 Current THD
 Output Voltage
 Switching freq.
 Current nom.
 Run-up/short
 Dimming

GE05523001	GE05512001
QL Generator 55W 200-277V	QL Generator 55W 100-120V
6	6
0.580 kg per piece	0.580 kg per piece
152 x 76 x 41 mm	152 x 76 x 41 mm
Cage clamp terminals	Cage clamp terminals

High reliability
 Instant hot and cold (re) start
 Operates in hot and cold environments
 Dimmable to 50%
 L 70 >70.000 hrs
 Power Factor Correction and limited inrush current
 Protection lamp end of life
 Extended protection against mains faults and deviations



80.000 hrs at Tc=72°C
 > 90%, max. load
 convection, dependent on system set-up, heat sinking required
 82°C max (72°C for full life)
 -40°C to +85°C
 -40°C to +55°C ambient
 Universal
 C-UL-US and CE
 Complies with all international EMC requirements

45 - 66Hz
 > 0.98
 ANSI C82.11-2002
 130 - 220 Vac
 2.67 MHz ± 8%
 Depending on lamp
 < 1.8 x I_{nom}
 EN60929, 1-10V_{dc} analog, 50-100% output power

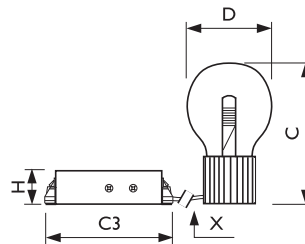


QL 55W System

DIMENSIONAL DRAWING

Product dimensions

Overall length C (Max)	150 mm / 5.91 inch
Length gear C3 (Norm)	154 mm / 6.06 inch
Diameter D (Max)	85 mm / 3.35 inch
Height gear H (Norm)	40.8 mm / 1.61 inch
Cable length X (Norm)	555 mm / 21.85 inch



SYSTEM DATA

General Characteristics

Operating Position	Universal
Life System to 5% failures	40,000 hr
Life System to 10% failures	60,000 hr
Life System to 20% failures	80,000 hr
Life System to 50% failures	100,000 hr

Electrical Characteristics

System Power	55 W
Operating Frequency	2.650 MHz
Ignition Time	0.5 sec
Run-up time 70%	10 min
Re-ignition Time	0.5 sec

Environmental Characteristics

Mercury (Hg) Content	6.0 mg
----------------------	--------

North America
distribution and sales:

Candela Corporation
14420 Myford Rd. Suite 100
Irvine, CA 92606-1001, USA
Phone: +1 800 922 9226
Fax: +1 800 822 8226
sales@candelacorp.com
www.candelacorp.com

EMEA
manufacturing and sales:

QL Company B.V.
De Hoefse Weg 15
NL-5512 CH Vessel
Phone: +31 88 1269190
Fax: +31 88 1269199
sales@qlcompany.com
www.qlcompany.com

Asia-Pacific
distribution and sales:

IMT Far East Pte. Ltd.
7500A Beach Road
The Plaza #11-318/319
Singapore 199591
Phone: +65 63415153
Fax: +65 63415150
sales@qlcompany.com