



|                            |              |
|----------------------------|--------------|
| <b>CRI / R9</b>            | 97+/95+      |
| <b>Lumens per foot</b>     | 303 lm/ft    |
| <b>LEDs per foot</b>       | 18 LEDs/ft   |
| <b>Cut Lengths</b>         | 3.9" (100mm) |
| <b>Watts per foot</b>      | 4.4W/ft      |
| <b>Input Voltage</b>       | 24V DC       |
| <b>Luminous Efficiency</b> | 69 lm/W      |
| <b>Tape Width</b>          | 0.4"(10mm)   |



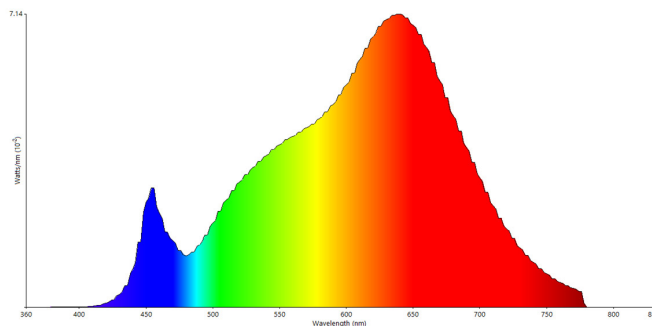
### FEATURES

- High CRI 97+ and High R9 95+, TLCI-2012: 97
- Title 24 Compliant
- High efficacy lumen output - 66 lm/W
- Title 24 compliant, AAA rating
- UL Listed
- LM80 2835 LED's
- Tight binning less than 3 MacAdam Ellipses
- Uniform linear light output protection
- High efficiency LED tape
- 3M high-bond adhesive tape backing

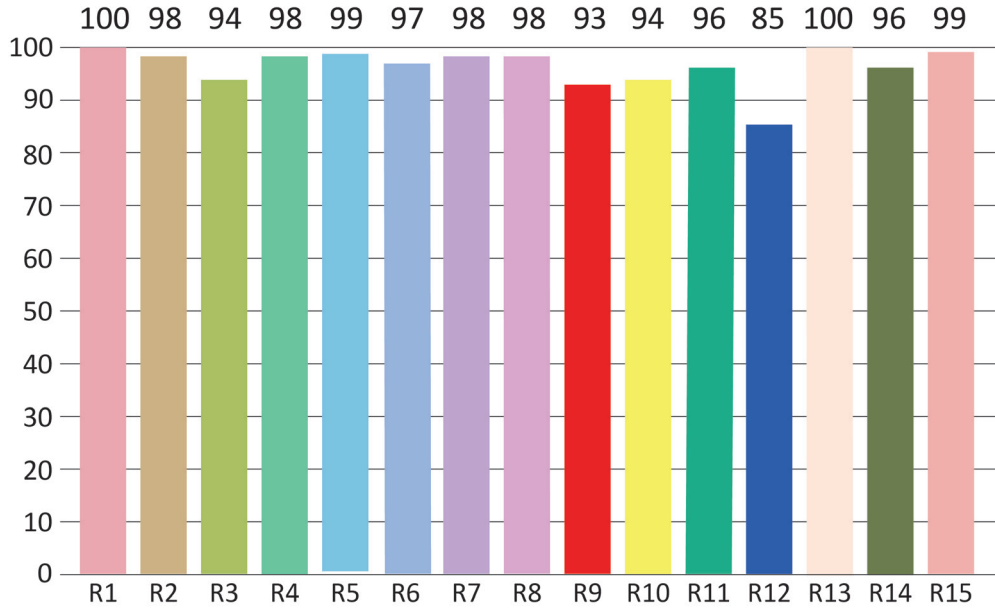
### MODEL SPECIFICATIONS

| Model Number       | Input Voltage | CCT   | lm/m    | W/m      | lm/W   |
|--------------------|---------------|-------|---------|----------|--------|
| QLUXF5000300LED927 | 24V DC        | 2700K | 993lm/m | 14.4 W/m | 69lm/W |
| QLUXF5000300LED930 | 24V DC        | 3000K | 993lm/m | 14.4 W/m | 69lm/W |

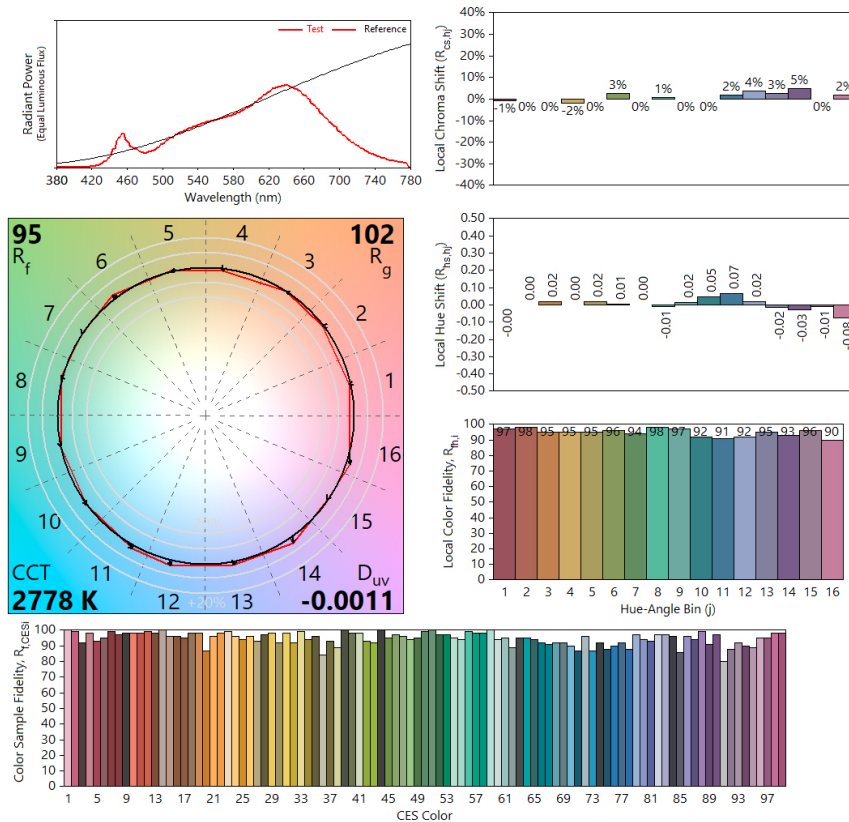
### SPECTRORADIOMETRIC PARAMETERS



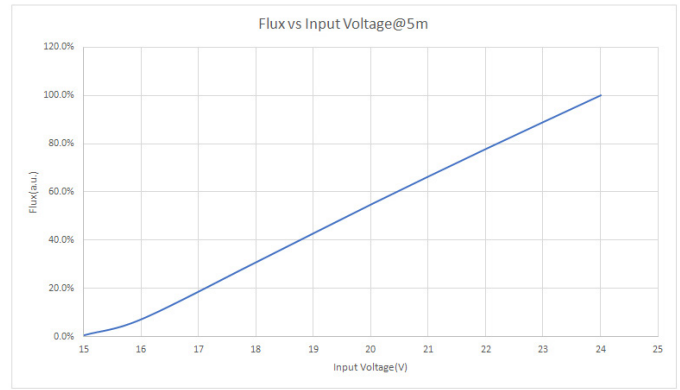
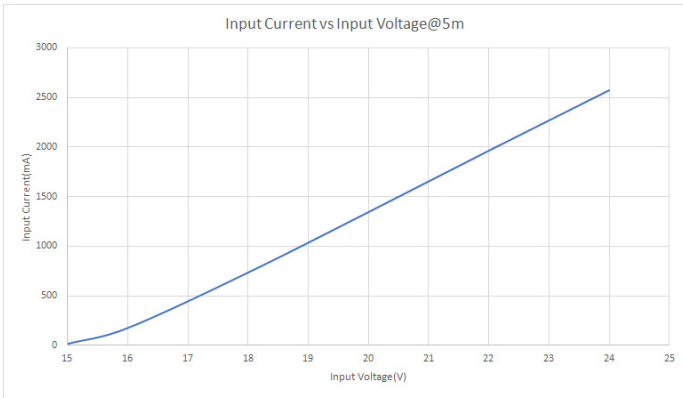
CRI CHART



TM-30 CHART



### DIMMING CURVES








### RECOMMENDED LTF DRIVER

| MODEL NUMBER       | WATTS | OUTPUT VOLTAGE       |
|--------------------|-------|----------------------|
| DS96W24VBR1UD-3002 | 96W   | 24V Constant Voltage |

For tape lengths less than full 5M reel, use appropriate LTF 24V drivers to match tape load power rating under worse scenarios.

### LED TAPE CONNECTORS

| MODEL NUMBER | DESCRIPTION   |   |
|--------------|---|---|
| 300-0035     | Type "I" Tape to Tape snap connector                          |  |
| 300-0036     | Type "I" 2 PIN Tape to Power snap connector with 6" inch wire |  |
| 300-0037     | Type "I" 2 PIN Tape to Tape snap connector with 6" inch wire  |  |
| 300-0038     | Type "I" Tape to Tape screw connector                         |  |
| 300-0039     | Type "L" Tape to Tape screw connector                         |  |

MECHANICAL SPECS

