20-5348 B

REVISIONS		
REV	DESCRIPTION	DATE
B0	CHANGED PER ECN 21-001	12/15/2021
A0	RELEASE TO PRODUCTION	08/03/2021

SAFETY

SAFETY STANDARDS COMPLIANCE:
UL8750
UL1310

LVD EN61347-2-13
EMI STANDARDS:
FCC 47 CFR PART 15 CLASS B
CE EN55015, EN61547
EN61000-4-2,3,4,5,6,8,11

SAFETY CERTIFICATIONS
UL, cUL E357847
CE LVD pending
EMC pending
FCC Pending

INPUT

INPUT RANGE:
100~277 VAC, 0.5~0.18A
@ FULL LOAD.

THD<20%

FREQUENCY: 50/60 Hz.

POWER FACTOR: 0.97

EFFICIENCY: 87 % Typ.

LEAKAGE CURRENT:
< 0.01mA @277VAC

PEAK INRUSH (NEMA 410):
I^2t=0.00192 A^2 sec @110Vac
I^2t=0.0073 A^2 sec @277Vac

Surge Immunity: 2.5K Vac

OUTPUT

Absolute maximum rating: 50W

OUT	TYPE	OUTPUT	MIN	MAX	LOAD REG	MAX. RIP
#1	CV	24V	---	1900mA	±5%	10%
#2	CV	12V	0A	0.2A	N/A	N/A

MISCELLANEOUS

COOLING: CONVECTION

NOISE LEVEL: N/A

PROTECTION:
SCP,OLP,OVP
AUTO-RECOVERY

RELIABILITY (MTBF):
100,000 HRS. @ 25 DEG. C @ FULL LOAD

ENVIRONMENTAL CONDITIONS:
LOWEST OPERATING TEMPERATURE: -40°C: Tc=90°C
RELATIVE HUMIDITY: 5 ~ 95%
LOCATION: For Dry and Damp Use Only

CONNECTOR:
N/A

PF, THD AND EFFICIENCY CALCULATIONS ARE BASED ON THE LOADING OF THE DRIVER TO MINIMUM 65% AND MAXIMUM 100% OF 50W

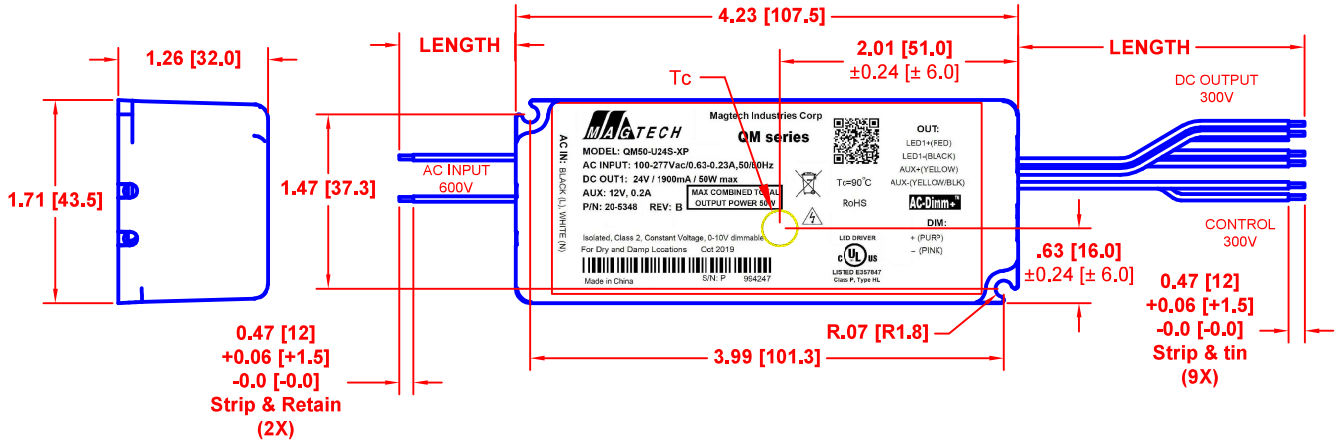

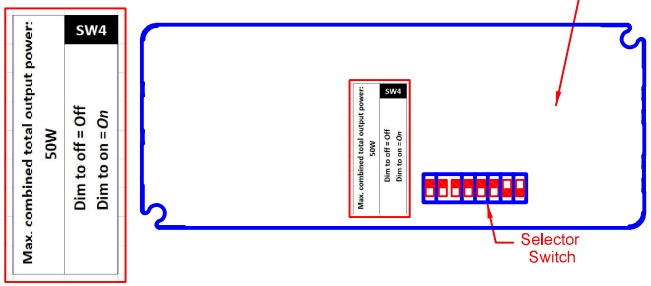

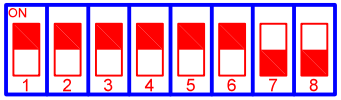

Selector Switch (ON as default, except 7 & 8)

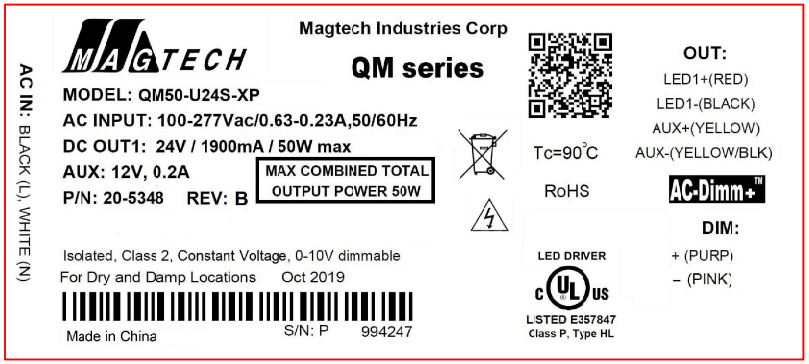

CON	PIN	COLOR	OUTPUT	AWG	LENGTH
AC IN	—	BLACK	LINE	18	6.5 [165] ±0.5 [±13]
	—	WHITE	NEUTRA	18	
OUT LED1		RED	+	20	
		BLACK	–	20	
AUX 12V		YELLOW	+	20	
		YLLW/BLK	–	20	
DIM CNTL1+		PURPLE	+	22	
Dim-		PINK	–	22	

Notes:
1.- 5 yrs warr provided Tc point remains below 80°C
2.- Low flickering – Less than 10% up to 120Hz
3.- Dimming: 0-10V Dimming, driver will dim to on.
4.- 4 in 1 dimming – TRIAC / ELV / 0-10V / PWM
5.- These LED drivers are suitable for factory wiring only.
6.- These LED drivers shall be enclosed on the end product.
7.- These LED drivers have been evaluated to Class 2 output requirement.
8.- These LED drivers meet the requirements identified as Type HL. Drivers may be used on a Class I, Division 2 hazardous (Classified) location luminaires (Per UL 8750, Supplement SB).
9.- These LED drivers meet the requirements identified as Class P (Per UL 8750, Supplement SE).
10.- These LED drivers meet the requirements identified as Phase-cut Dimming (Per UL 8750, Supplement SH).
11.- These LED drivers complies with Low-Voltage Limited-Energy LED Class 2 characteristics.
12.- Wired control circuits are isolated (Per UL 8750, Supplement SF).

MANUFACTURED BY: ES

THIS ITEM IS THE PROPERTY OF MAGTECH INDUSTRIES AND CONTAINS PROPRIETARY CONFIDENTIAL AND TRADE SECRET INFORMATION. THE INFORMATION CONTAINED HEREIN MUST NOT BE USED, DISCLOSED OR REPRODUCED IN WHOLE OR IN PART WITHOUT PRIOR WRITTEN CONSENT FROM MAGTECH IND.

UNLESS OTHERWISE SPECIFIED
DIMENSIONS IN INCHES [MM]
TOLERANCES:
.X DECIMALS± .05 [1.3]
.XX DECIMALS± .02 [0.5]
.XXX DECIMALS± .005 [0.13]
ANGLES± 1°
FRACTIONS± 1/16
DO NOT SCALE THIS DRAWING
INTERPRET DRAWING PER ANSI Y14.5M

QC:

MAGTECH

TITLE: QM50-U24S-XP, 100-277VAC, 24V, 1900mA, 50W MAX

APPROVAL DATE: 08/06/2020	MODEL NO.	DWG NO.	REV. B0	SH OF
EFFECTIVE DATE: 07/28/2020	QM50-U24S-XP	M20-5348		1 1

205348B0M1.DWG

FORM PF-0004