

VMU045010EC9xxA



450mA CONSTANT CURRENT LED DC MODULES, 5" LINEAR


- For use in UL Class 2 lighting systems
- Constant current for maximum efficacy
- On-board connector for ease of assembly
- High lumen, high efficacy
- Suitable for DLC applications: L70>60,000hrs / L90=40,000hrs
- Meets UL8750 recognized
- RoHS compliant
- 90 CRI standard

General Specifications

	Min.	Typical	Max.
Input Voltage ^①	21.0VDC	23.0VDC	23.5VDC
Input Current ^①	50mA	350mA	450mA
Input Power ^①	1.1W	8.1W	10.6W
Initial Lumens @4000K / 90CRI	162 lumens	1096 lumens	1380 lumens
Initial Efficacy @4000K / 90CRI	154 lm/W	136 lm/W	131 lm/W
Beam Angle	120°		
CRI	90CRI standard		
Storage Temperature Range	-40°C to 100°C / -40°F to 212°F		
Operating Temperature Range (ta)	-40°C to 45°C / -40°F to 113°F		
Maximum Case Temperature (Tc)	L70: Tc max 105°C / L90: Tc max 105°C		
Estimated Lumen Maintenance ^②	L70: >60,000Hrs / L90: =40,000Hrs		
Color Consistency	Binning per ANSI C78.377-2015 @ 25°C; 3 SDCM Typ., 5SDCM max		
Overall Size	5" L x 0.71" W x 0.22" H (126.97mm x 18.09mm x 5.6mm)		
PCB Material / Thermal Conductivity	FR-4 / 0.3W/mK		
LED Quantity	24pcs.		
Module Weight	8g / 0.018lb		
PCB Part Number	VMU045010ECXXXA		
Maximum Screw Installation Torque	25 inch - ounces		
Connector Type	BJB #46.131.1001.50 (single pin connector)		
Packaging: Master Carton	100pcs		
Thermal Feedback	Not Available		
Safety/Compliance	cURus (File # E351548) Suitable for UL Class 2 Lighting Systems RoHS Compliant Dry and Damp Location		
Energy Efficiency Label (EEI-Label)	A++		
Warranty	5 years @ Max. Tc from the date of manufacture		

^①Nominal ratings. Performance based on Tc mod = 25° C. See thermal de-rating chart (pg. 3) for higher temperature operation

^②TM-21 Reported Numbers



VMU045010EC9xxA



Electrical and Optical Specifications


LED Module Part Number	Number of LED	Input Current	Nom. Forward Voltage	Nom. Rated Power	Max. Fwd. Voltage	Max. Rated Power	Nom. Lum. Flux @4000K/90 CRI	Nom. Efficacy @4000K/90 CRI
VMU045010EC9xxA	24	50 mA	21.0 V	1.1 W	23 V	1 W	162 lm	154 lm/W
		75 mA	21.3 V	1.6 W	23 V	2 W	245 lm	154 lm/W
		100 mA	21.5 V	2.2 W	24 V	2 W	327 lm	152 lm/W
		125 mA	21.7 V	2.7 W	24 V	3 W	409 lm	151 lm/W
		150 mA	21.9 V	3.3 W	24 V	4 W	489 lm	149 lm/W
		175 mA	22.0 V	3.9 W	24 V	4 W	568 lm	147 lm/W
		200 mA	22.2 V	4.4 W	24 V	5 W	646 lm	146 lm/W
		225 mA	22.3 V	5.0 W	25 V	6 W	723 lm	144 lm/W
		250 mA	22.5 V	5.6 W	25 V	6 W	800 lm	142 lm/W
		275 mA	22.6 V	6.2 W	25 V	7 W	875 lm	141 lm/W
		300 mA	22.8 V	6.8 W	25 V	8 W	950 lm	139 lm/W
		325 mA	22.9 V	7.4 W	25 V	8 W	1023 lm	138 lm/W
		350 mA	23.0 V	8.1 W	25 V	9 W	1096 lm	136 lm/W
		375 mA	23.1 V	8.7 W	25 V	9 W	1168 lm	135 lm/W
		400 mA	23.3 V	9.3 W	26 V	10 W	1240 lm	133 lm/W
425 mA	23.4 V	9.9 W	26 V	11 W	1310 lm	132 lm/W		
450 mA*	23.5 V	10.6 W	26 V	12 W	1380 lm	131 lm/W		

Luminous Flux De-Rating: CCT and CRI Multipliers

	2700K	3000K	3500K	4000K	5000K	5700K	6500K
CRI 80(R9> 0)	1.08	1.11	1.12	1.16	1.17	1.17	1.16
CRI 90(R9>50)	0.90	0.93	0.95	1.00	1.01	1.00	1.00

NOTES:

- 1) Performance based on Tc mod = 25°C. See thermal de-rating chart (pg. 3) for higher temperature operation
- 2) Standard lumen output and efficacy is calculated for standard options. Reference CCT & CRI vs Luminous Flux chart for lumen ratio calculation.
- 3) Specifications are subject to change without notice.
- 4) The LED DC Module can be configured with different LED chip quantities, series and parallel design configurations to meet a specific design requirement. Contact Fulham for further assistance.
- 5) * Indicates minimum and maximum rated voltage. Modules may be operated at a voltage within this range, below the Tc rating.
- 6) 70CRI is NOT available.



VMU045010EC9xxA



Thermal Specifications

Eco series DC Modules

Storage Temperature Range	-40 to 100°C / -40 to 212°F
Operating Ambient Temperature Range (ta)	-40 to 45°C / -40 to 113°F
Maximum Case Temperature (Tc)	L70 = 105°C(221°F) / L90 = 105°C(221°F)



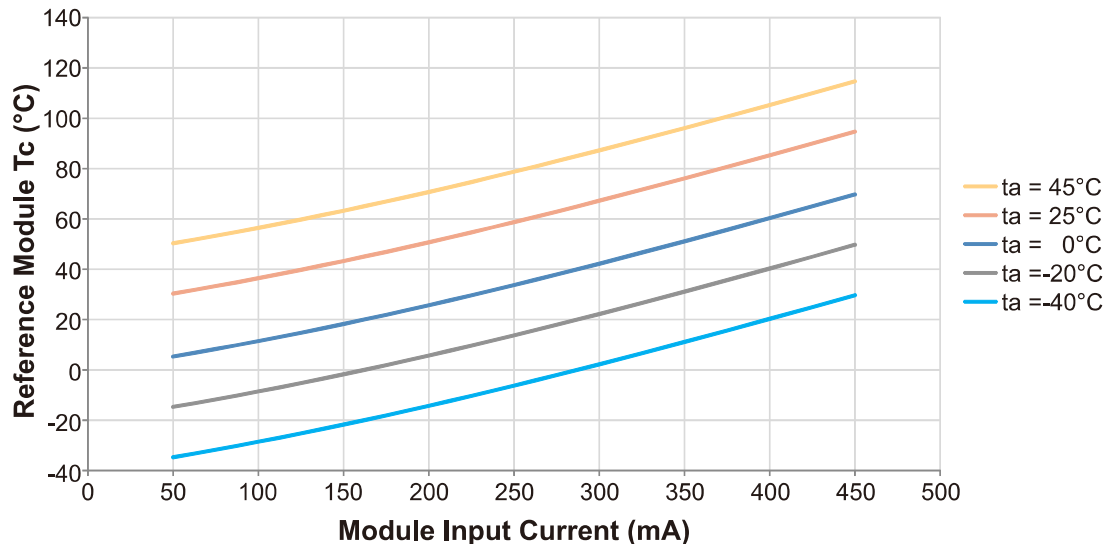
VMU045010EC9XXA

Thermal De-Rating

Module Tc vs. Luminous Flux vs. Forward Voltage


Module Case Temperature (Tc)	Total Vf Multiplier	Luminous Flux Multiplier
25°C	1.000	1.000
30°C	0.998	0.992
35°C	0.997	0.983
40°C	0.995	0.975
45°C	0.993	0.966
50°C	0.992	0.958
55°C	0.990	0.949
60°C	0.988	0.941
65°C	0.986	0.932
70°C	0.985	0.924
75°C	0.983	0.915
80°C	0.981	0.907
85°C	0.980	0.899
90°C	0.978	0.890
95°C	0.976	0.882
100°C	0.975	0.873
105°C	0.973	0.865

Module Tc vs. Ambient (ta) vs. Module Input Current (mA)



NOTES:

1) Chart "Module Tc vs. Ambient (ta) vs. Module Input Current (mA)" for reference only in an open ambient. The performance within a luminaire will vary depending on the size and material of luminaire.



VMU045010EC9xxA



Certification Chart

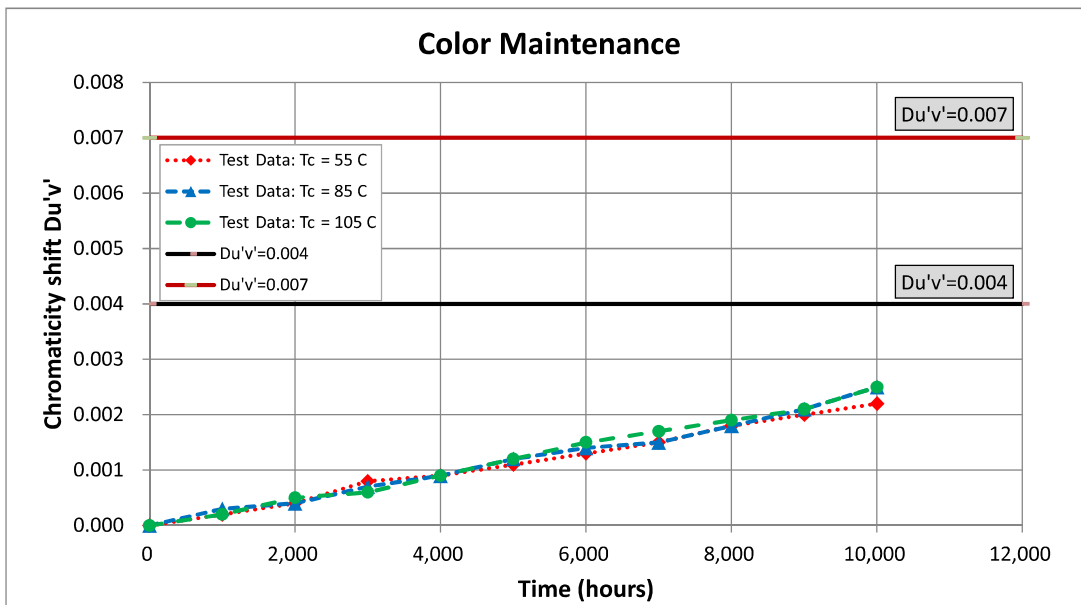
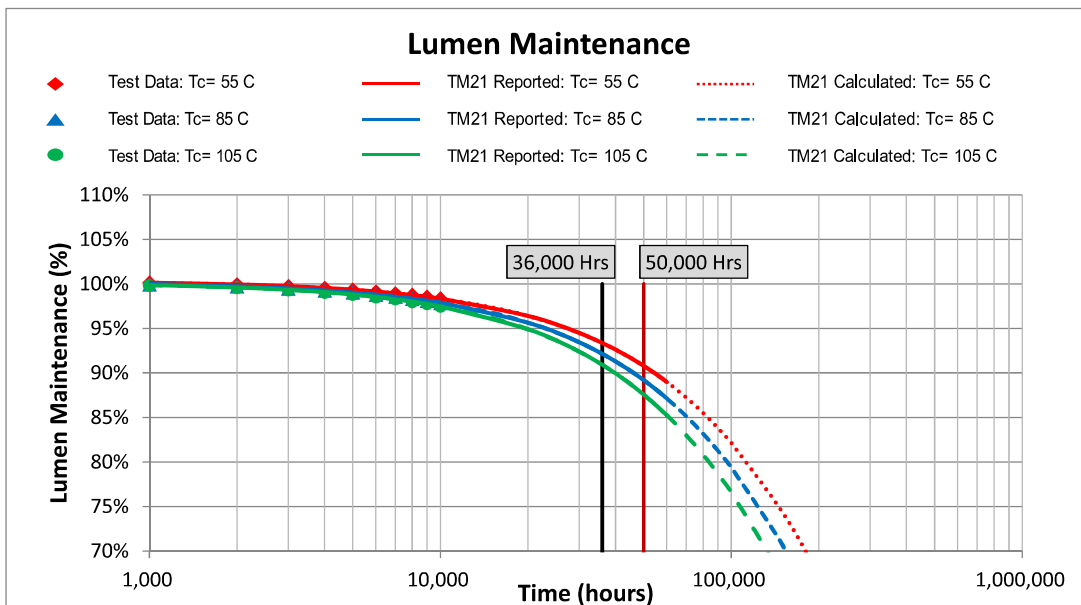
Model	VMU045010EC9XXA
Classification	
RoHS COMPLIANT	YES
cRU US	YES
Energy Efficiency Label (EEL-Label)	A++
Class 2 Lighting System	YES


Energy Star™ TM-21 Calculator Data

Tc Module	Reported L70	Reported L90
55°C	>60,000 Hrs	54,000 Hrs
85°C	>60,000 Hrs	46,000 Hrs
105°C	>60,000 Hrs	40,000 Hrs

Tc Module	Calculated L70	Calculated L90
55°C	180,000 Hrs	54,000 Hrs
85°C	154,000 Hrs	46,000 Hrs
105°C	133,000 Hrs	40,000 Hrs

LED Lumen & Color Maintenance Data per LM-80 report and TM-21 Calculator





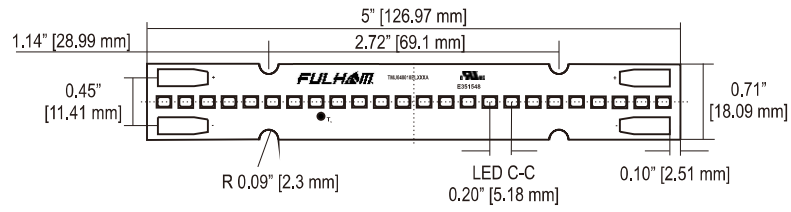
VMU045010EC9xxA



Mechanical Drawings

VMU045010EC9XXA

Top View



Overall Dimensions	
Length	5" [126.97mm]
Width	0.71" [18.09mm]
Height	0.22" [5.6mm]

Side View

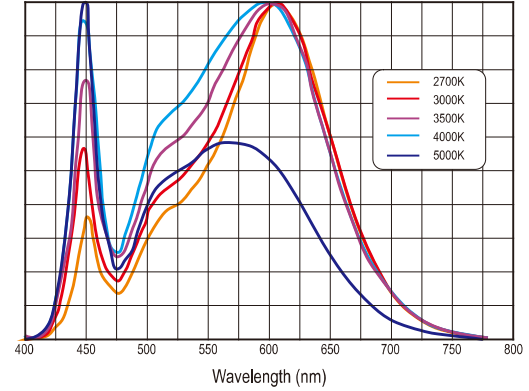
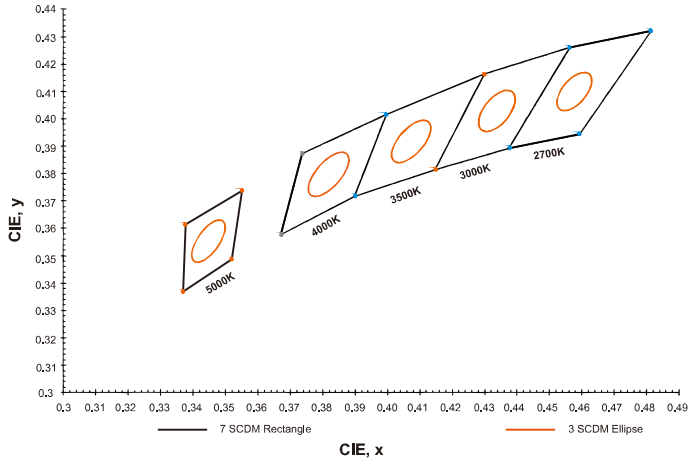


VMU045010EC9xxA



Color and Binning

Optical Spectrum



Compatible Fulham Drivers

(Please use the links below for a complete list of compatible Fulham drivers and wiring diagrams)

- Eco Series System Combination:
- Fulham's Wiring Diagrams: <https://cdn.fulham.com/PDFs/SpecSheets/DC-Modules-Wiring-Diagrams.pdf>
- Compatible with Fulham Hotspot EM Systems.

NOTES:

- 1) The Color and Binning and Optical Spectrum charts are for reference only. For more detailed info, contact factory.
- 2) Reference Samsung Chromaticity Diagram for Color and Binning. Binning per ANSI C78.377-2015 @ 25°C; 3 SDCM.
- 3) The Optical Spectrum values vary depending on product type and color rank.
- 4) Driver not included.

VMU045010EC9xxA



Guidelines

Termination Notes

- Connector Type: BJB Single Pole SMD Terminal Block, Part #: 46.131.1001.50
- URus Rating: 9A/300V; cUR Rating: 3A/300V
- Use solid wire size 24 – 18 AWG, rated at a minimum 50V, minimum 105°C, and stripped to length 8 mm (0.31 inches).
- To release wire, twist and pull the wire simultaneously.



Optional Accessories - Interconnect Pins

- Single Interconnect Pin: Wago Part Number 2060-951
Metal pin(s) to interconnect LED modules that are compatible with connector.
For more detail information, please visit Wago's website: <http://www.wago.com/infomaterial/pdf/60291132.pdf>



Fastening Notes

- If fastening by screw hole, use any screw with diameter less than 0.185 in (4.7mm). Use all available screw holes to ensure good contact between back side of module and mounting surface. Refer to max specified torque for installation. Suggested screw sizes: #6 or M4 Pan Head screw.
- If fastening using double-sided tape, start with clean, oil-free and dust-free surface. Peel backing and place LED module on mounting surface. Firmly press down on the module to ensure good adherence. Follow the double-side tape manufacturer's installation instructions.
- BJB P2F (Push-to-Fix) fixing elements for PCBs can be used to fasten LED modules to mounting surface. Reference BJB's website for ordering information and specific model to use: <http://www.bjb.com/index.php?pid=376706&lid=10>.



Environmental Rating

- LED DC Modules are rated for dry locations.

Electrostatic Sensitive Product (ESD)


- Fulham LED products should be handled with proper measures to protect against any potential ESD damage.
- When servicing, personnel should be ground and direct contact with LED should be avoided.

Thermal Management

- Proper thermal management should be employed to ensure life and reliability of product. Max Tc of module should not be exceeded.
- Use of thermal grease, paste, pad, or other material interface is highly recommended.

Polarity Notes

- LED DC Modules are polarity sensitive.
- Ensure that "positive" from LED Driver is connected to "positive" of LED modules and that "negative" from LED Driver is connected to "negative" of LED modules.
- Polarities of modules are marked with "+" for positive and "-" for negative.



VMU045010EC9xxA



Part Number Matrix

V M U 045 010 EC 9 XX A

Product Line	Type	Control Type	Input Current	Typ. Power	Design	CRI	Color Temperature	Option
V = Vizion	M = Module (UL Class 2)	U = None	045 = 450mA Max.	010 = 10W	EC = Eco Series	9 = 90	27 = 2700K 30 = 3000K 35 = 3500K 40 = 4000K 50 = 5000K	A = 5"

Ⓢ Standard Product offering (All other options are made to order with MOQ and lead time)

Product Image: Eco DC Module

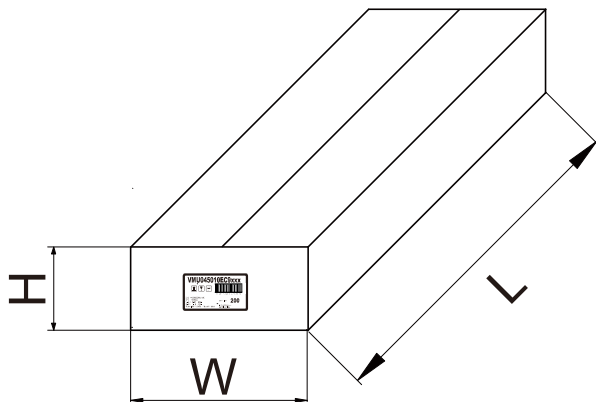


Top View

VMU045010EC9XXA

Packaging

Master Carton



OUTER DIMENSION		
L	W	H
6.30"(160mm)	6.69"(170mm)	4.72"(120mm)
Net Weight	Gross Weight	QUANTITY
1.92 lbs. (0.87kg)	3.00 lbs. (1.36kg)	100pc.