




# SPECIFICATION SHEET: WH22-120-L

This Is An Original Product From Fulham Co., Inc.

**Description:** Workhorse Series Versatile, Solid State Electronic Ballast. Small Case Size, High Power Factor, Light Weight, Available In 277V 50/60Hz.

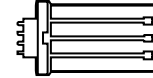
**This Ballast Will Operate Following Lamps:**



F15T8



TWIN (CFT/E),  
4 PIN 13W, 24/27W

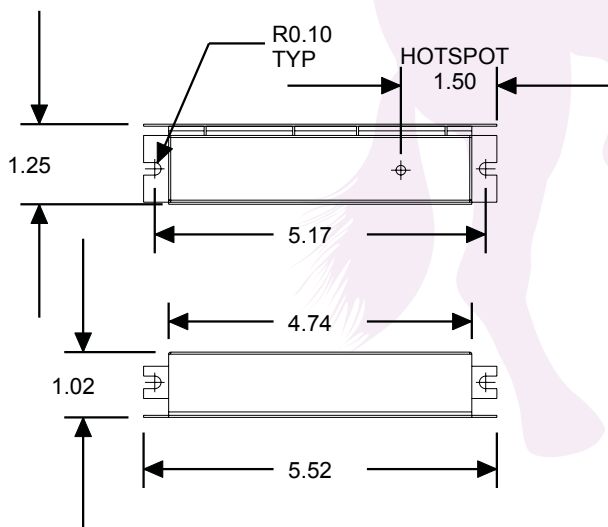


CFM24/27W

## ELECTRICAL DATA

INPUT VOLT: 120V ± 10%, 50/60Hz					
LAMP WATTS/TYPE	LAMPS OPERATED	INPUT WATTS	LINE CURRENT	BALLAST FACTOR	EFFICACY FACTOR
F15T8	2	26	0.23	0.9	3.2
CFT13W	2	25	0.22	0.9	3.5
CFT24W	1	25	0.22	0.9	3.8
CFM24/27W	1	24	0.21	0.9	3.8
POWER FACTOR			> .9		
THD			< 30.0 %		
CURRENT CREST FACTOR			< 2.1		
EMI/RFI COMPLIANCE			FCC PART 18-A		
SOUND RATING			"A"		
BALLAST TYPE			INSTANT START		
VOLTAGE TRANSIENTS			ANSI C82.11 - 1993		
INPUT/PROTECTION			FUSE		
OUTPUT/PROTECTION			-		
MIN. OPERATING TEMP			- 30°C ( - 20°F )		
MAX. CASE TEMP			70°C ( 158°F )		
ENERGY STAR 4.0			-		
APPROVALS/CLASS			CLASS " P ", 1 OUTDOOR		

## MECHANICAL DATA



Where: L = Length, W = Width, H = Height

## WIRING DIAGRAMS

WIRE	BLACK	WHITE	RED	BLUE	YELLOW	BROWN
LENGTH-INCHES	12"±1"	12"±1"	36"±1"	-	36"±1"	-

**WIRING DIAGRAMS DEPEND ON THE LAMP TYPE. PLEASE REFER TO FULHAM'S CATALOG.**

NOTE: This Ballast Must Be Grounded.