



RoHS
COMPLIANT



IP66



WHCC-1M1UNV210P-75L

Constant Current LED Driver

- 100~277VAC, 50/60Hz
- cULus listed, Class P
- 0-10V dimmable from 100%-10%
- Programmable Current: 350mA-2100mA
- IP66
- Suitable for Dry and Damp location
- Type HL
- Flicker-Free
- Bi-Level Dimming using 0-10V
- Prog. Min. Dim Level

General Specifications

Input Voltage / Frequency	100~277VAC, 50/60Hz
Input Current	0.92A Max @100V Full Load
Input Power	92W Max @100V Full Load
Input Power Factor	>0.92
THD	<20%
Driver Type	Constant Current
Output Voltage	28-56VDC
Output Current	350-2100mA
Default Output Current	2100mA
Output Power	75W Max
Efficiency	92% Max
Output Type	LED Class 2
Inrush Current	20A @100V, 45A@277V
Max. Leakage Current	750uA at 277V Full Load
Line Regulation / Load Regulation	Line Regulation +/-2%, Load Regulation +/-5%
Flicker Percentage	<4%
Dimming Type	0-10V
Dimming Range	100%-10%
Operating Ambient Temperature Range	-30°C to 50°C (-22°F to 122°F)
Max. Driver Case Temperature	90°C (194°F)
Start Up Time	<500ms
Number of Output Channels	1
Overall Size	5.71" x 2.6" x 1.44" (145.03mm X 66.04mm x 36.58mm)
Wire Type / Length	18AWG/ 9"(228.6mm) input & output, 22AWG/ 12"(304.8mm) dimming
Safety / Compliance	UL8750, UL 1310, CSA C22.2 No. 250.13
IP Rating	Ip66
Withstand Voltage	I/P to O/P: 2000 Vac (UL); Dim to I/P: 2500 Vac, Dim to O/P: 2500 Vac.
EMC Emission	FCC 47CFR Part 15, Class B @120V & Class A @277V
Operating Humidity	5% to 95% RH
Input Surge Protection	Input Surge Line-Neutral 6KV, Line & Neutral-Ground 10KV
Protections	Output Over Current (OCP) Output Open Circuit Protection Output Short Circuit Protection(Recovers automatically after short is removed) Output Over Voltage (OVP)
Hot Swappable	No
Service Life	50,000 hours lifetime @ 80°C (176°F)
Warranty	5 Years @ Tc 80°C from the date of manufacture



WHCC-1M1UNV210P-75L



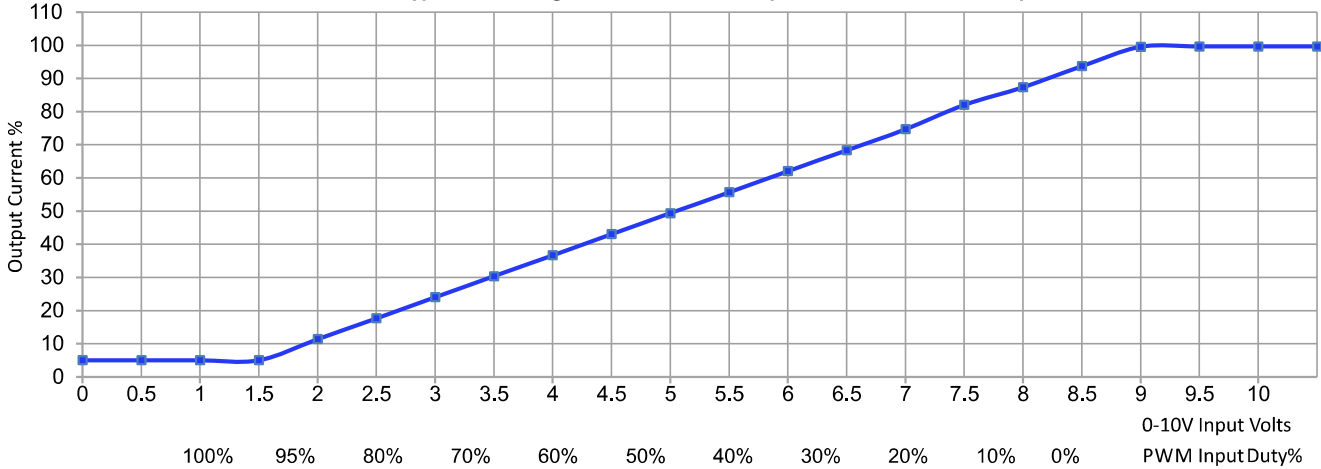
RoHS COMPLIANT



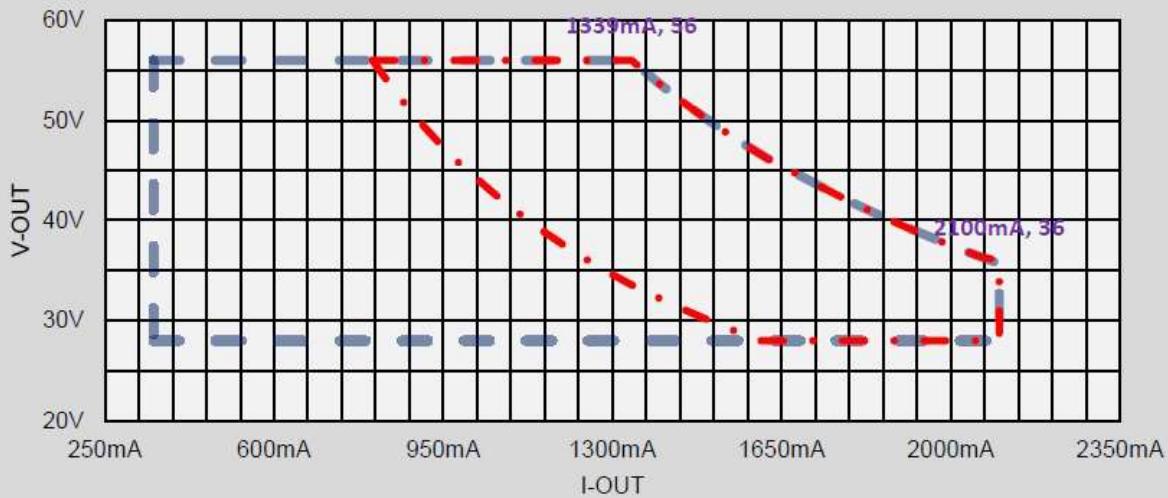
IP66



Typical Dimming vs 0-10V or PWM Input at 25°C Ambient Temp



Power Operation Window



— Power Operating Window

— • — PF > 0.9 and THD < 20%, Window at input 120-277V range



RoHS COMPLIANT

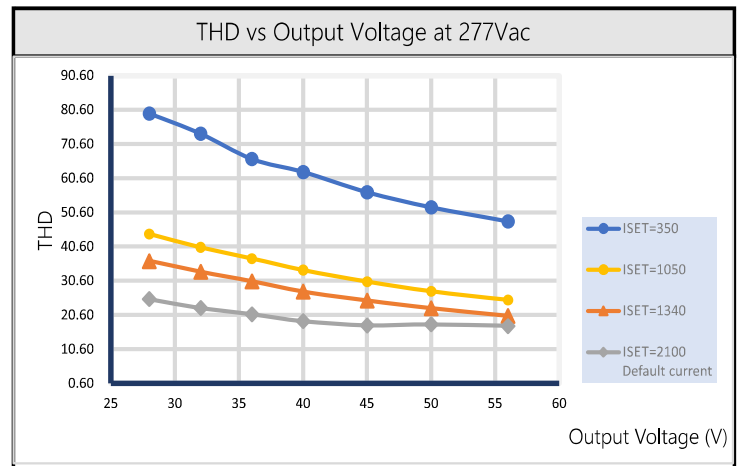
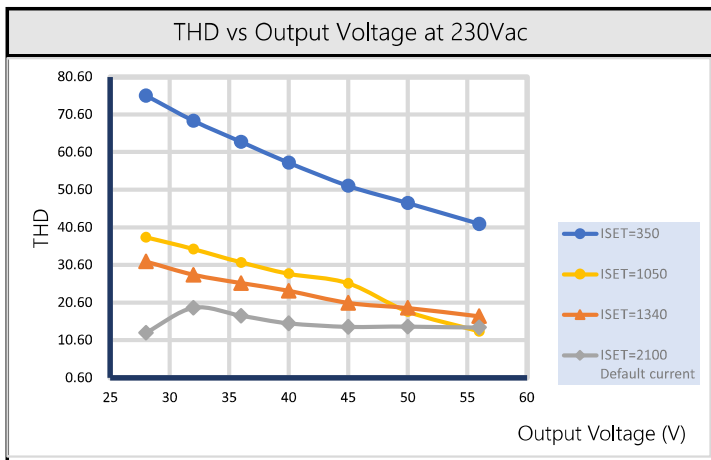
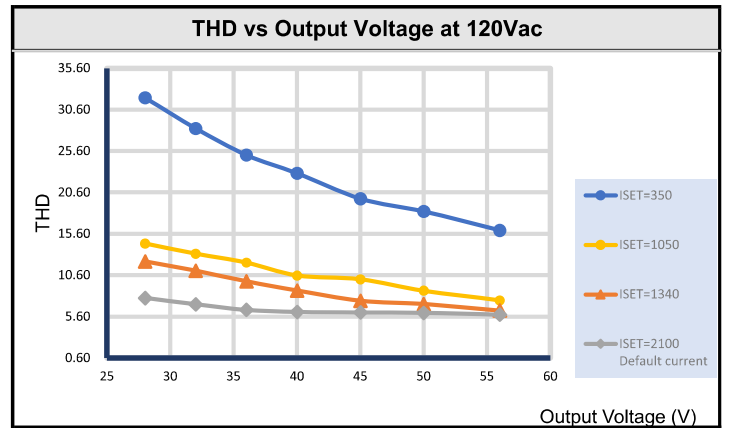
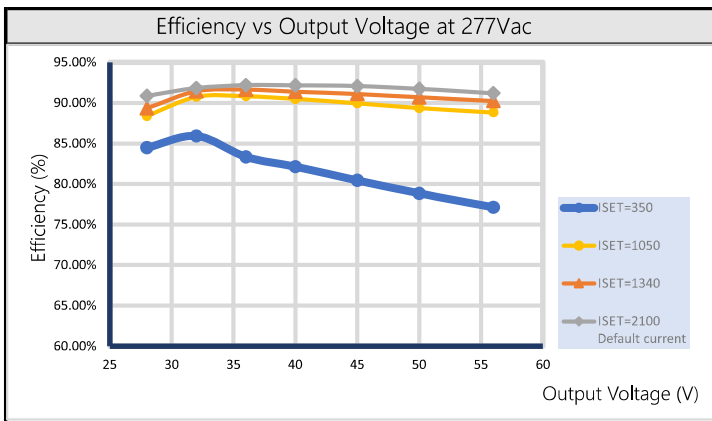
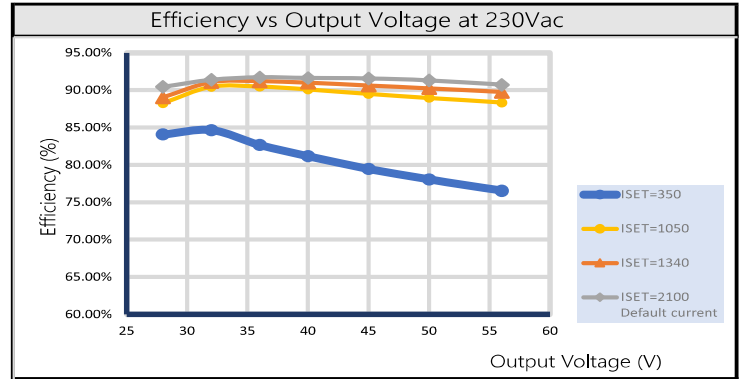
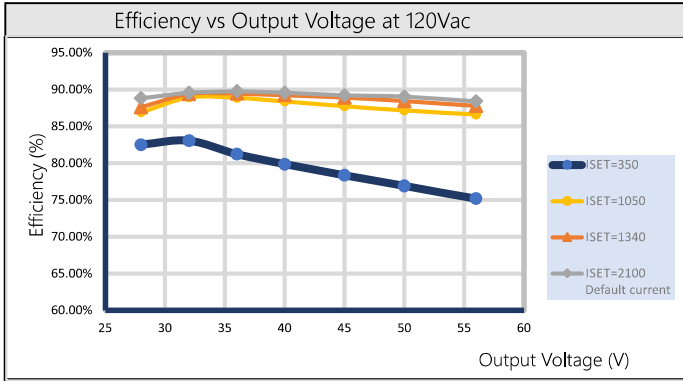


IP66



WHCC-1M1UNV210P-75L

Charts





RoHS COMPLIANT

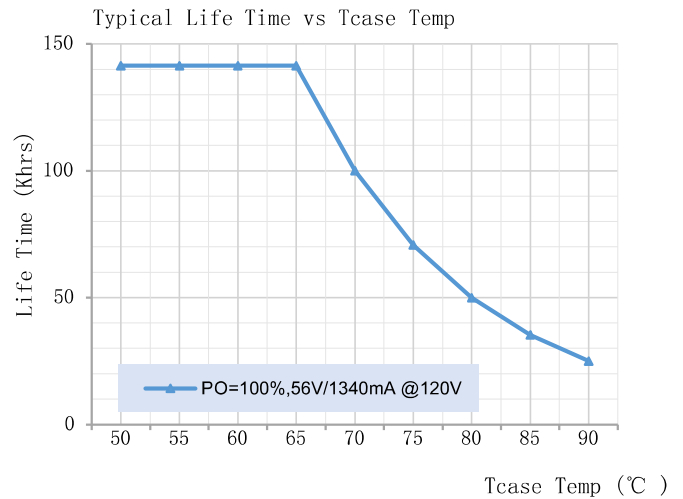
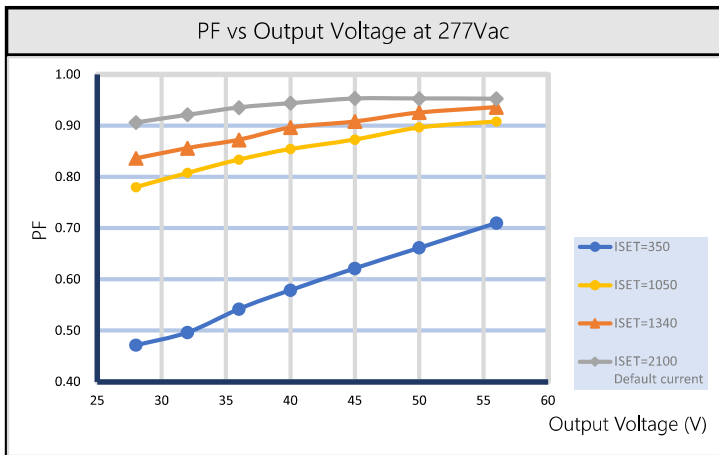
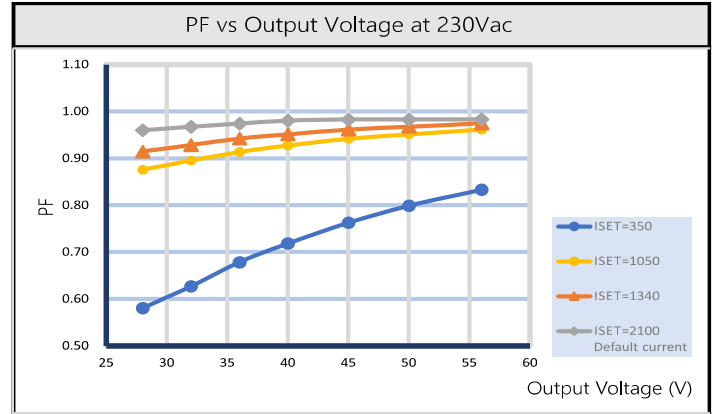
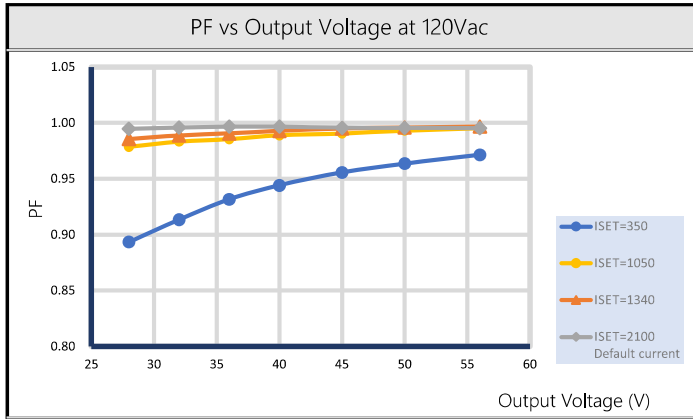


IP66



WHCC-1M1UNV210P-75L

Charts





RoHS COMPLIANT



IP66



WHCC-1M1UNV210P-75L

Part Number Matrix

WH CC 1 M 1 UNV210 P 75 L

LED Driver	Constant Current	# of Control Channels	Control Type	# of Output Channels	Input Voltage	Output current	Characteristic	Max. Output Power	Case Type
WH=Workhorse LED	CC = Constant Current	1 = 1 Channel	M = 0-10V dimming	1 = 1 Channel	UNV=100-277V	210=2100mA	P = Programmable	75=75W	L = Linear

Grounding

- Driver must be grounded by means of the Driver case.

Over temperature protection

- The Fulham Workhorse LED drivers is protected against thermal overload. If the temperature limit is exceeded, the output current is reduced.

LED load

- Fulham Workhorse LED drivers are designed to drive passive LEDs, -COB's and -LED assemblies .Proper function is not guaranteed when (LED)loads with active components are used.

Short-circuit protection

- In case of a short circuit the LED driver switches to protection mode. After the removal of the short-circuit the LED driver will recover automatically.

No-load Operation

- In no-load operation the output voltage will not exceed the specified open circuit output voltage.
- It's not recommended to use this product for a long time without load.

Hot Swapping

- This driver does not support hot swapping of the LEDs.

Remote Mounting

- Up to 50ft(3657.6mm) with 18AWG(0.823mm²). Contact Fulham for higher remote distance.

Service life/Lifetime

- Failure Rate Info based upon MTBF modeling: 90% survivals at end of life @ <=Tc lifetime rating.

Warranty

- Reference Fulham's limited Warranty: <https://cdn.fulham.com/PDFs/Limited-Warranty.pdf>



RoHS COMPLIANT



IP66



WHCC-1M1UNV210P-75L

Programming

TPSB-100 Programming Controller

Please consult the user manual for instructions on using the TPSB-100 SmartSet Programming Controller.



Programming Instructions

1. To program use the Fulham TPSB-100 SmartSet controller; connect the programming forks in to the appropriately labeled programming connections located on the LED driver.
2. Program the driver output current between 350mA-2100mA (Note: set current represents total current of one channel).
3. Current programming and more function setting can be done through SmartSet PC Software.



SmartSet Software



TPSB-100 SmartSet Controller



WHCC-1M1UNV210P-75L



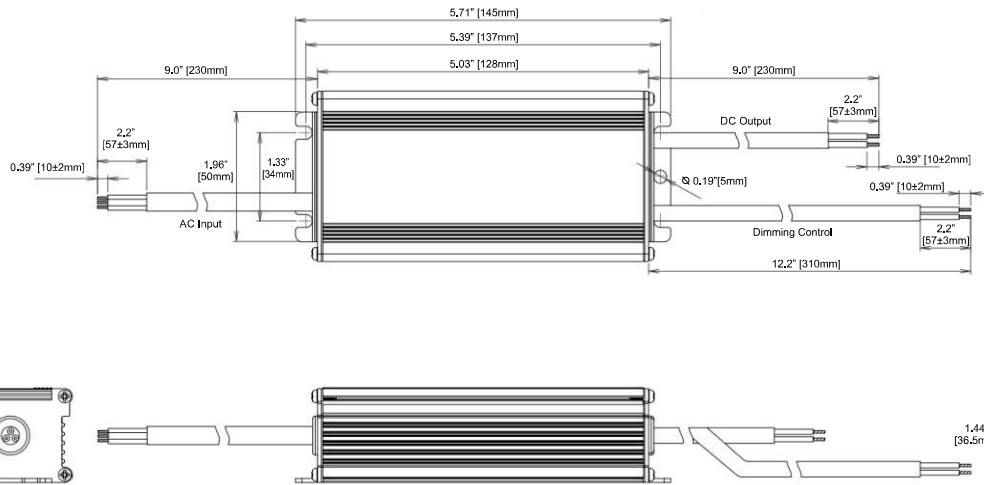
RoHS COMPLIANT



IP66

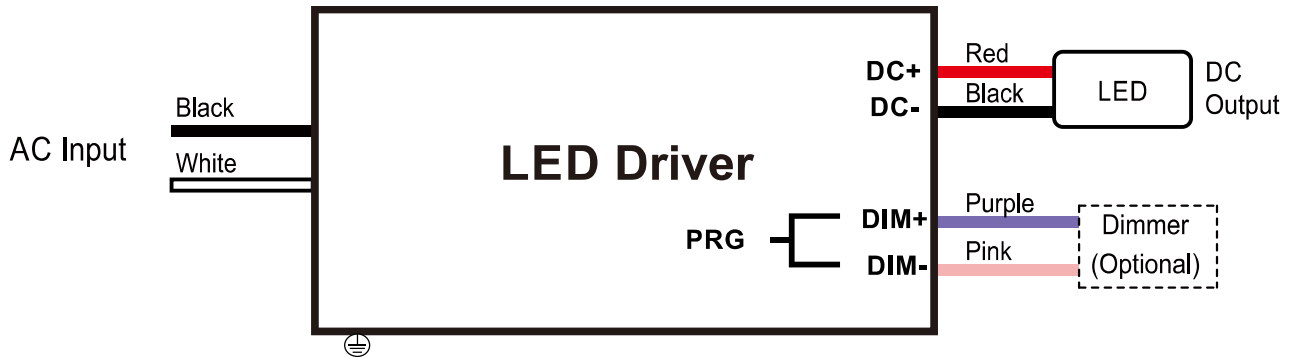


Mechanical Drawing



Overall Dimensions	
Length	5.71" [145mm]
Width	2.6" [66mm]
Height	1.44" [36.5mm]
Mounting	5.39" [137mm]
Wire Length	
Input/Output	9.0" [230mm]
0-10V Dimming	12.20" [310mm]

Wiring Diagram





WHCC-1M1UNV210P-75L



RoHS COMPLIANT



IP66

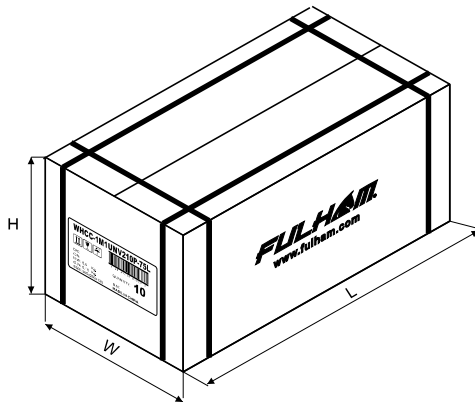


Product Image:



Packaging

Master Carton



OUTER DIMENSION		
L	W	H
14.37"(365mm)	10.24"(260mm)	4.72"(120mm)
Net Weight	Gross Weight	QUANTITY
12.35lbs. (5.6 kg)	13.56lbs. (6.15 kg)	10pcs.